

A
Project
On

“SmartMart”

Submitted to

Shiksha Mandal's
G. S. COLLEGE OF COMMERCE & ECONOMICS, NAGPUR
(AUTONOMOUS)
In the Partial Fulfillment of

B.Com. (Computer Application) Final Year

Submitted by

Shourya P. Gupta
Ritesh L. Hirekar

Under the Guidance of
Pravin J. Yadao



Shiksha Mandal's
G. S. COLLEGE OF COMMERCE & ECONOMICS, NAGPUR
(AUTONOMOUS)
2021-2022

Shiksha Mandal's
G. S. COLLEGE OF COMMERCE & ECONOMICS, NAGPUR
(AUTONOMOUS)

CERTIFICATE
(2021 - 2022)

This is to certify that Mr. /Miss :- Shourya P. Gupta &
Ritesh L. Hirekar has completed their project on the topic of
“SmartMart” prescribed by G. S. College of Commerce & Economics,
Nagpur (Autonomous) for B.Com. (Computer Application) – Semester-
VI.

Date:

Place: Nagpur

Pravin J. Yadao

Project Guide

External Examiner

Internal Examiner

ACKNOWLEDGEMENT

We take this opportunity to express our deep gratitude and whole hearted thanks to project guide Prof. Pravin Yadao, Coordinator for his guidance throughout this work. We are very much thankful to him for his constant encouragement, support and kindness.

We are also grateful to our teachers Prof. Rahul Tiwari, Prof. Sushma Gawande, Prof. Preeti Rangari, Prof. Prajkta Deshpande and Prof. Haresh Naringe for their encouragement, help and support from time to time.

We also wish to express our sincere thanks to Principal Dr. N. Y. Khandait for providing us wide range of opportunities, facilities and inspiration to gather professional knowledge and material without which this project could not have been completed.

Shourya P. Gupta

Ritesh L.Hirekar

Date:

Place: Nagpur

Declaration

We **Shourya P. Gupta & Ritesh L. Hirekar** hereby honestly declare that the work entitled “**SmartMart**” submitted by us at G. S. College of Commerce & Economics, Nagpur (Autonomous) in partial fulfillment of requirement for the award of B.Com. (Computer Application) degree by Rashtrasant Tukadoji Maharaj, Nagpur University, Nagpur has not been submitted elsewhere for the award of any degree, during the academic session 2021-2022.


The project has been developed and completed by us independently under the supervision of the subject teacher and project guide.

Shourya P. Gupta

Ritesh L.Hirekar

Date:-


Place:- Nagpur



-:Index:-

Sr. No.	Particulars	Page No.	Sign.	Remark
1.	Introduction	1-2		
2.	Objectives	3-4		
3.	Preliminary System Analysis	5-15		
	3.01 Preliminary Investigation			
	3.02 Present System in Use			
	3.03 Flaws in Present System			
	3.04 Need for New System			
	3.05 Feasibility Study			
	3.06 Project Category			
4.	Software & Hardware Requirement Specification	16-17		
5.	Detailed System Design	18-22		
	5.01 Structure of Website			
	5.02 Data software & Papers			
	5.03 Entity Relationship Diagram			
6.	System Design	23-88		
	6.01 Source Code			
	6.02 Input & Output Screen			
7.	Testing & Validation checks	89-92		
8.	System Security Measures	93-94		
9.	Implementation ,Evaluation & Maintenance	95-97		
10.	Future Scope of Project	98-99		
11.	Conclusion	100-101		
12.	Bibliography & References	102-103		

-:INTRODUCTION:-



<http://www.SmartMart.com>

Introduction:-

Our project is about an e-commerce website which is capable of dynamic marketing and consumer satisfaction by our website which helps to personalize / customize the prints on cover of notebooks according to their taste & preferences for units ranging from small to large. User can design ,format,font color,font,styles & even add logos.

At the end of the day, offering customers exactly what they want is the core of any business. The best way to do is by letting them personalize what & how they want exactly. By this we the 'User' can get an idea of what the consumers are demanding ,whats trending ,etc.like the GOOGLE or other domain sites uses cookies to understand what the user want , what are his choices to give them a better experience.

As in cities its easy for any individual to publish their books by just visiting to a designer, paying them heavy cost and giving lot of time. But any consumer belonging from village can't afford these all expenses.

"SmartMart" provides a platform for every single consumer whether he's from city or village does'nt matter. They can Personalize / Design a book on their own without any heavy-expense & searching for hours and hours on internet, in their comfortable free time 24/7 from any place. After that they can print the required number of copies or can use as an e-book which people all over the world can access/read . By publishing e-book paper consumption can be reduced and trees will be saved more.

"Adding a human touch to a product by personalization
will be a real satisfaction,
Instead of just making for business"

-:OBJECTIVES:-

Objectives:-

- Any requirement of Notebooks, text-book and E-book can be fulfilled at one platform. Generally if a consumer has to buy textbook or guides he/she have to go physically to store and buy.
- Any individual can become a business man using ourWebsite he/she can publish its own E-book and without any hassle .
- Boost-up growth for Small businesses and startup
- Reduce the use of papers my making & publishing e-books.
- Individuals from less developed areas/Villages where printing presses are not available can also personalize and design their books here.
- It can save the time of consumers because this website has all the data what an individual wants to design a book.
- Its also cost effective,it will save the money which is required to design and print a book from a printing press.
- Novels ,textbooks, references can be Shopped at single platform just with click of button.

PRELIMINARY

SYSTEM ANALYSIS

- **PRELIMINARY INVESTIGATION:-**

The initial step in the cycle is identification of a need .This is a user's request to change,improve or enhance an existing system. While developing a website we explored various websites but in all website more of a websites are informational .We noticed websites are either specified in books related to fiction or books related to studies.There is no platform which can be managed by small vendor.

- **PRESENT SYSTEM IN USE:-**

Present system comprises of long waiting times in stores .Customization is very costly and local organization such as tutions and small coaching . Websites are specialized in selling books and goods related to household product(amazon). Books are easily available and at affordable rates in retail stores than online website.

- **FLAWS IN PRESENT SYSTEM:-**

Present system has various limitations that u can use the images which are stored in it only not outside it or click a new one ,languages are only English ,hindi & Marathi language not other languages and many more.Current system does not have website that provides the facilities to design as well as sell books online.

- **NEED OF NEW SYSTEM:-**

The current system is not compatible because with the growing technology people want its user interface to be fast not slow like current one. With new fast functioning there would be new features , security options and huge storage option too.Due to limited resources the current system is no longer the best ways to support local vendor .New system will as off our website will ensure the local vender can reach local customer through online atleast searching products and getting products in local area.

-:FEASIBILITY STUDY:-

-:Introduction:-

A **feasibility study** is an analysis that takes all of a project's relevant factors into account; including economic ,technical ,legal and scheduling considerations to ascertain the likelihood of completing the project successfully. Project managers use feasibility studies to discern pros & cons of undertaking a project before they invest a lot of money and time into it. Feasibility studies reflect a projects unique goals and needs, so each is different

- **Technical feasibility:-**

Technical feasibility center around the existing computer system hardware,software,etc. and to what extent it can support the proposed addition. For example,if the current computer is operating at 80% capacity and arbitrary ceiling then running another application could overload the system or require addition hardware.This involves financial consideration to accommodation technical enhancement. If the budget is a serious constraint, then the product is judged not feasible.

- **ECONOMIC FEASIBILITY:-**

Economic analysis is the most frequently used method for evaluating the effectiveness of a candidate system. More commonly known as cost benefit analysis, the procedure is to determine the benefit from a candidate system and compare it to determine the benefit and saving that are expected from a candidate system and compare them with cost. If outweigh costs, further justification or alteration in the proposed system will have to be made if it is to have a chance of being approved. This is an ongoing effort that improves an accuracy at each phase of the system life cycle.

- **BEHAVIORAL FEASIBILITY:-**

People are inherently resistant to change and computers have been known to facilitate change. An estimate should be made of how strong a reaction the user staff is likely to have towards the development of a computerized system . It is common knowledge that computer installation have something to do with turnover, transfer, retraining, and change in employee job status

- **OPERATIONAL FEASIBILITY:-**

Operational feasibility ascertains how well the implementation of a project fits in with the current organization business structure. The solution to a current problem must come as close as possible to a perfect fit with the organizational structure be able to be applied to solve other arising problems. The opportunities that come along the way during the solution implementation must be able to be harnessed for even easier implementation.

-:PROJECT REPORT:-

PROJECT CATEGORY

A category of a project is website named “SmartMart”. The webpages are designed using HTML, CSS, JavaScript. From a homepage various pages are linked containing different information.

PROGRAMMING LANGUAGE USED IN PROJECT:-

- **PHP: Personal HomePage:**

- PHP is popular general-purpose scripting language that is especially suited to web development. It was originally created by Ramus Lerdorf in 1994, the PHP reference implementation is now produced by the PHP Group. PHP originally stood for Personal Home Page, but it now stands for the recursive initialize PHP: Hypertext Pre-processor.
- PHP code may be executed with a command line interface (CLI), embedded into HTML code, Or used in combination with various web template system, web content management systems and web frameworks. PHP code is usually processed by a PHP interpreter implemented as a module in a web server or as a Common Gateway Interface (CGI) executable. The web server outputs the results of the interpreted and executed PHP code, which may be any type of data, such as generated HTML code or binary image data. PHP can be used for many programming tasks outside of the web context, such as standalone graphical applications and robotic drone control.

- **HTML: Hypertext Markup Language**

- Hypertext Markup Language (HTML) is a standard markup language for documents designed to be displayed in a web browser. It can be assisted by

technologies such as Cascading Style Sheets (CSS) and scripting languages such as JavaScript.

- Web browser receive HTML documents from a web server or from local storage and render the documents into multimedia web pages. HTML describes the structure of a web page semantically and originally included cues for the appearance of the document
 - HTML elements are the building blocks of HTML pages. With HTML constructs, images and other objects such as interactive forms may be embedded into the rendered page. HTML provides a means to create structured documents by denoting structural semantics for text such as headings, paragraphs, lists, links, quotes and other items. HTML elements are delineated by tags, written using angle brackets. Tags such as `` and `<input/>` directly introduce content into the page. Other tags such as `<p>` surround and provide information about document text and may include other tags as sub-elements. Browsers do not display the HTML tags, but use them to interpret the content of the page.
 - HTML can embed programs written in a scripting language such as JavaScript, which affects the behavior and content of webpages
-
- **CSS :- Cascading Style Sheets**
 - Cascading Style Sheets (CSS) is a style sheet language used for describing the presentation of a document written in a markup language like HTML. CSS is a cornerstone technology of the World Wide Web, alongside HTML and JavaScript.
 - CSS is designed to enable the separation of presentation and content, including layout, colours, and fonts. This separation can improve content

accessibility, provide more flexibility and control in the specification of presentation characteristics.

- Enable multi web pages to share formatting by specifying the relevant CSS in a separate. Css file, and reduce complexity and repetition in the structural content.
- Separation of formatting and content also makes it feasible to present the same markup page in different styles for different rendering methods, such as on-screen , in print, by voice(via speech based browser on screen reader), and on Braille based tactile devices. CSS also has rules for alternate formatting if the content is accessed on a mobile device. The name cascading comes from the specified priority scheme to determine which style rule applies if more than one rule matches a particular element. This cascading priority scheme is predictable. A CSS framework is a library allowing for easier, more standards-compliant web design using the Cascading-Style-Sheets language. Most of these frameworks contain at least a grid.

- **BASIC STRUCTURE OF THE WEBSITE:-**

:-Tags:-

- **HTML TAG:**

The very first thing is the doctype declaration of the document.In this case HTML5.You should always use this. The entire document is placed between the <HTML>.....</HTML>

- **HEAD TAG:**

Marks the start of the part of a HTML document called the head. This section is not visible on the webpage but it carries important information about the document.

- **TITLE TAG:**

The page title can be seen in the browser window tab and when you bookmark the site in your favourites. You can put everything you want to in between the title tags. We also see something new here too. The last tag `</title>`, means that the tag title now ends. You can end any tag by putting a backslash (/) after the less-than sign.

- **BODY TAG:**

The `<body>` element forms the main body of the HTML document. We can use `<BODY>` tag to specify background color and margin of text in HTML tag.

- **SCRIPT TAG:**

The `<style>` tag is used to define style information for an HTML document. Inside the `<style>` element you specify how HTML elements should render in a browser. Each HTML document can contain multiple `<style>` tags.

- **LINE BREAK:**

Line Breaks are different than most of the tags we have seen so far. A line break ends the line you are currently on and resumes on the next line. Placing `
` within the code is same as pressing return key in a word processor. Use the `
` tag within the `<p>` (paragraph) tag.

- **HEADING TAG:**

HTML defines six levels of heading. A heading element implies. A heading element implies all the font changes, paragraph breaks before and after, and any white space necessary to render the heading. The heading elements are H1, H2, H3, H4, H5 and H6 with H1 being the highest (or most important) level and H6 the least.

- **FORM TAG:**

The `<form>` tag in HTML is used to create form for user input. There are many elements which are used within form tag. The HTML `<form>` tag is used for creating a form for user input. A form can contain textfield's, checkboxes, radio-buttons and more. Forms are used to pass user-data to specified URL.

- **TABLE TAG:**

The HTML table allows web authors to arrange data like text, images, links, other tables, etc. into rows and columns of cells. The HTML tables are created using the `<table>` tag in which the `<tr>` tag is used to create table rows and `<td>` tag is used to create data cells. The elements under `<td>` are regular and left aligned by default.

SOFTWARE & HARDWARE
REQUIREMENT
SPECIFICATIONS

- **HARDWARE:-**

Hardware is being define as under it contain how processor speed and how much RAM will be utilized for the better performance of the website.

- ✓ RAM = 2GB
- ✓ HARDWARE = 3GB or More
- ✓ INPUT = Keyboard and Mouse

- **SOFTWARE:-**

Computer software, or simply software, is a collection of data or computer instructions that tell the computer how to work, this is in contrast to physical hardware, from which the system is built and actually performs the work.

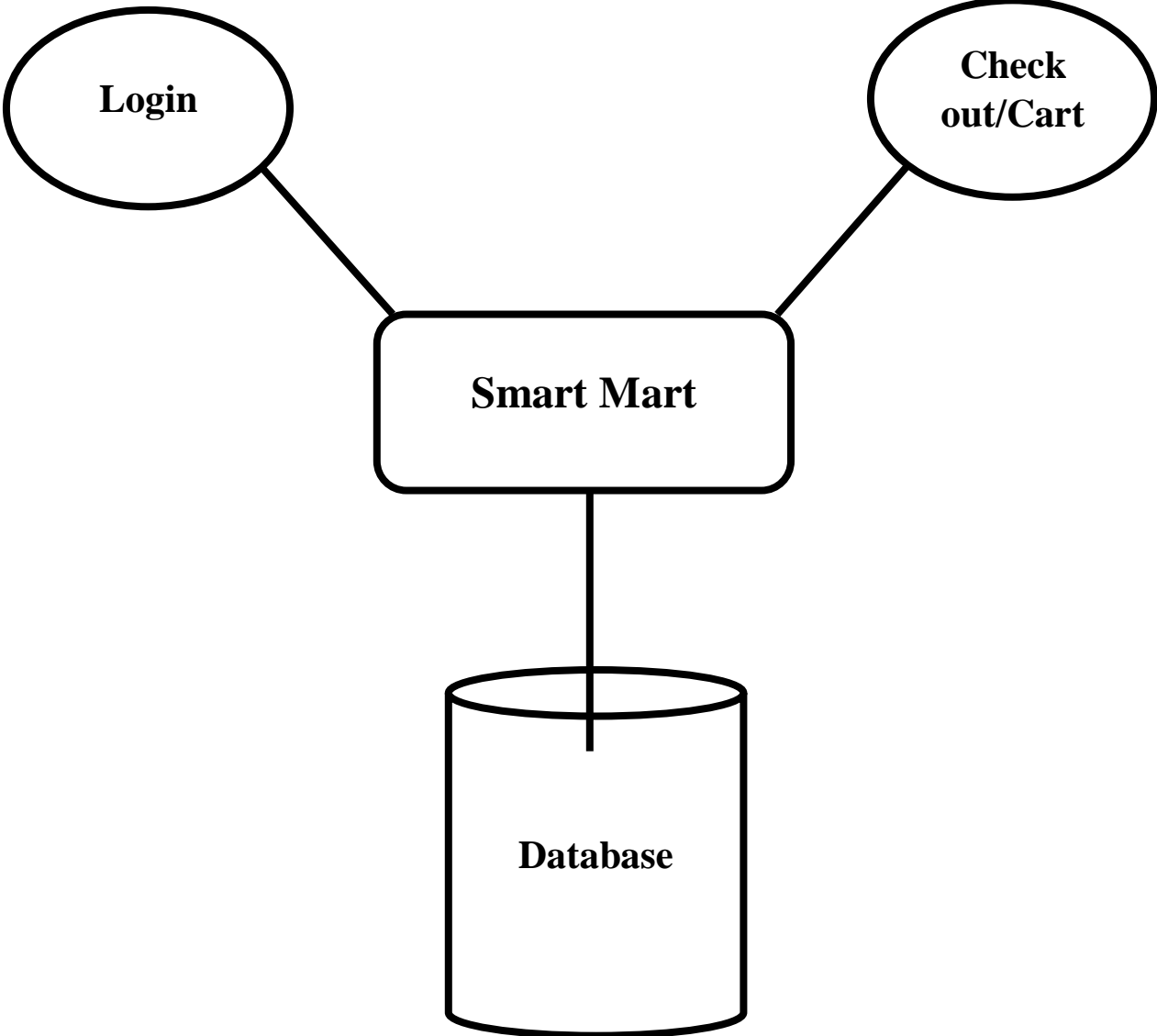
- ✓ Internet Explorer
- ✓ Google Chrome
- ✓ XAMPP

- **OPERATING SYSTEM:-**

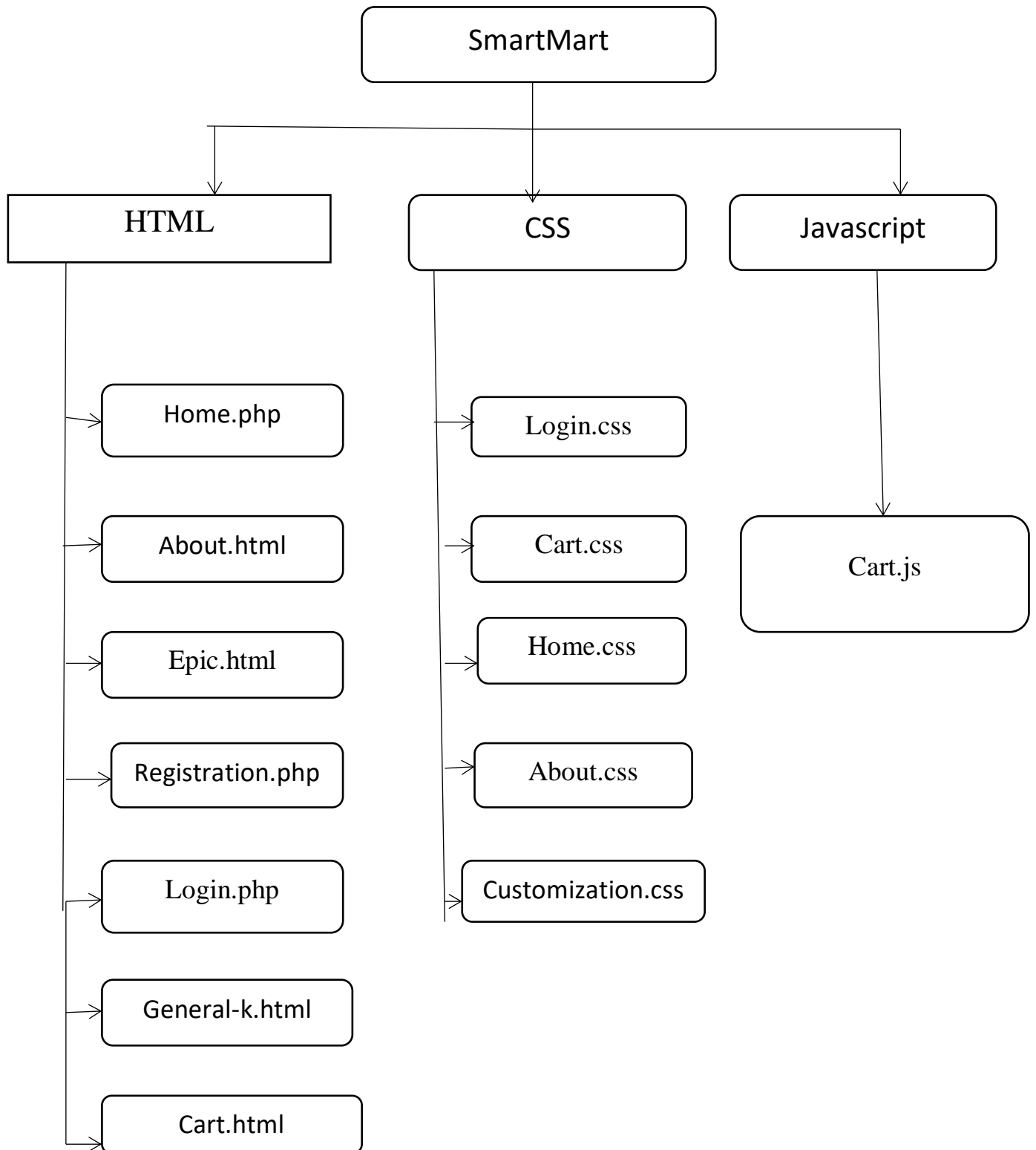
- ✓ Windows 7
- ✓ Windows 10

DETAILED
SYSTEM ANALYSIS

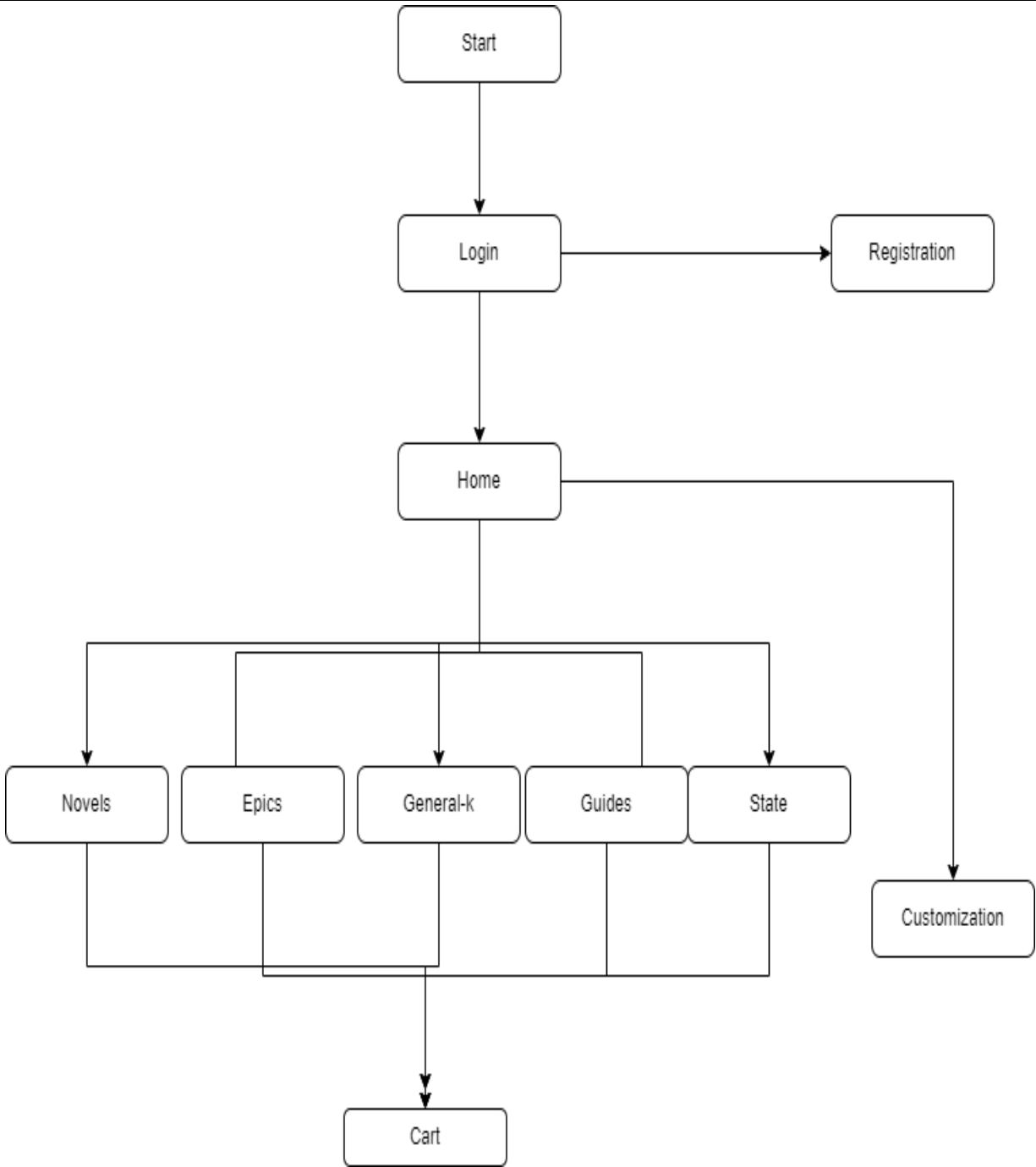
#Data Flow Diagram



#Structure of Website:-

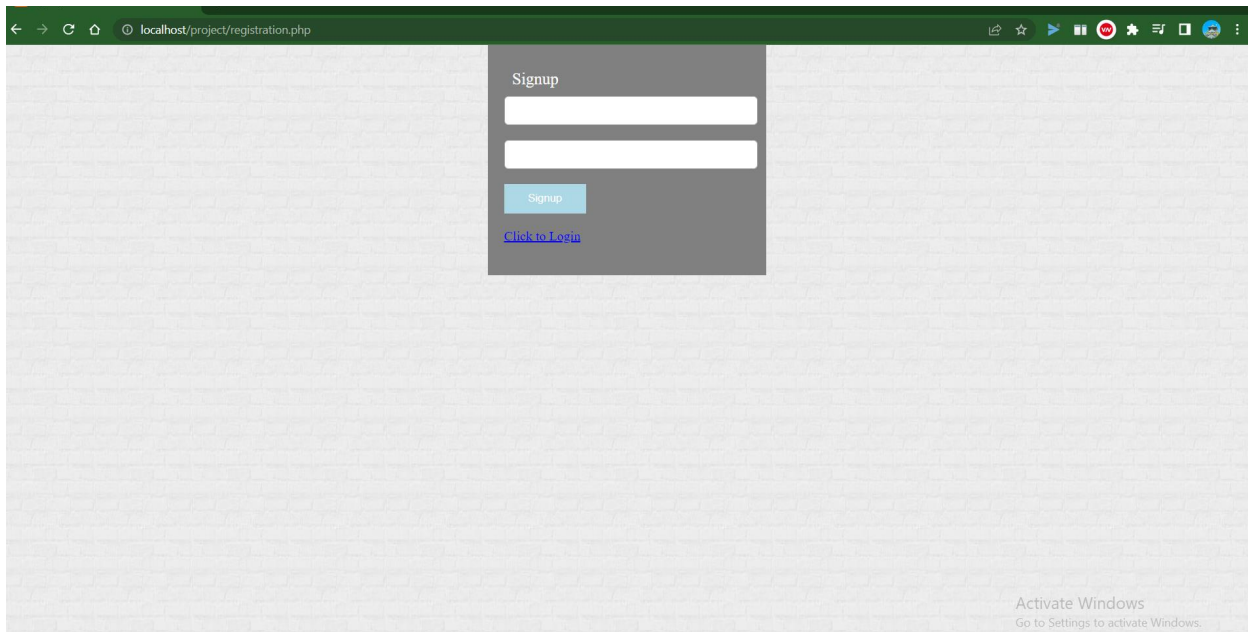


-: SYSTEM DESIGN :-



-: SOURCE CODE :-

Registration.php



```
<?php
session_start();

include("connection.php");
include("functions.php");

if($_SERVER['REQUEST_METHOD'] == "POST")
{
    //something was posted
    $user_name = $_POST['user_name'];
    $password = $_POST['password'];

    if(!empty($user_name) && !empty($password) &&
!is_numeric($user_name))
    {

        //save to database
        $user_id = random_num(20);
        $query = "insert into users (user_id,user_name,password) values
('$user_id','$user_name','$password)";
```

```
        mysqli_query($con, $query);

        header("Location: Login.php");
        die;
    }else
    {
        echo "Please enter some valid information!";
    }
}
?>
```

```
<!DOCTYPE html>
<html>
<head>
    <title>Signup</title>
</head>
<body>

    <style type="text/css">

        #text{

            height: 25px;
            border-radius: 5px;
            padding: 4px;
            border: solid thin #aaa;
            width: 100%;
        }
    body{
        margin: 0 auto;
        background-image: url("images/banner-bg.jpg");
        background-repeat: no-repeat;
        background-size: 100% 720px;
    }
```

```

#button{

    padding: 10px;
    width: 100px;
    color: white;
    background-color: lightblue;
    border: none;
}

#box{

    background-color: grey;
    margin: auto;
    width: 300px;
    padding: 20px;
justify-content:center;
}

</style>

<div id="box">

    <form method="post">
        <div style="font-size: 20px;margin: 10px;color:
white;">Signup</div>

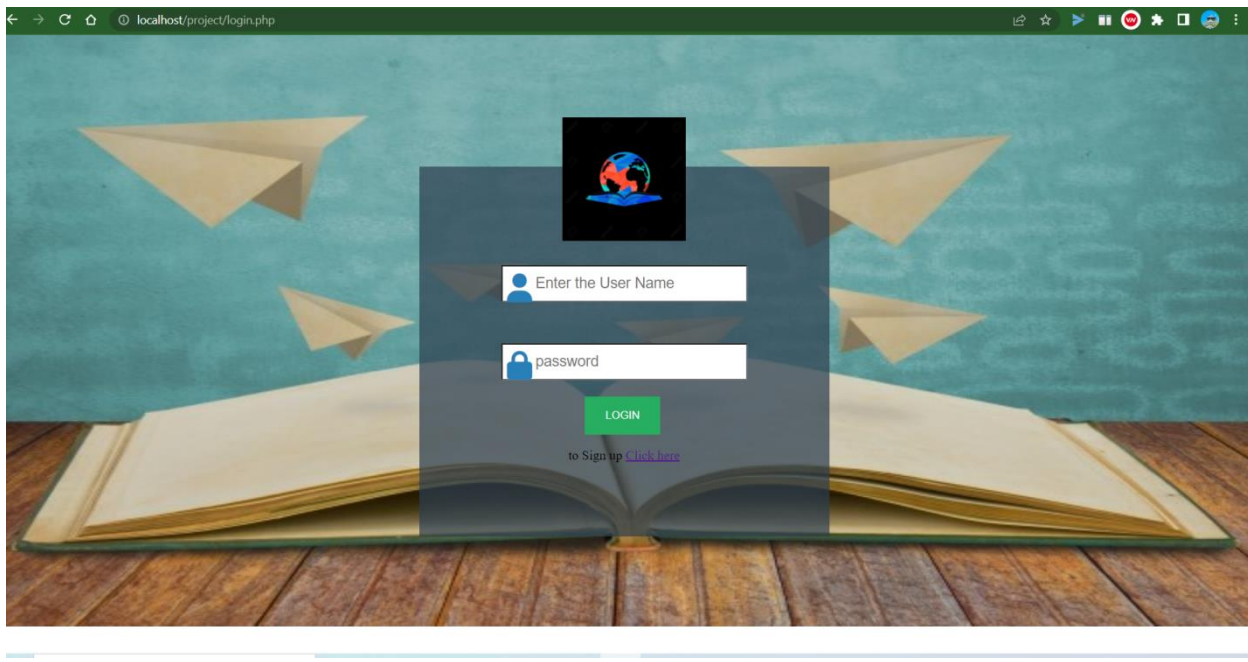
        <input id="text" type="text" name="user_name"><br><br>
        <input id="text" type="password" name="password"><br><br>

        <input id="button" type="submit" value="Signup"><br><br>

        <a href="login.php">Click to Login</a><br><br>
    </form>
</div>
</body>
</html>

```


Login.php



```
<?php
```

```
session_start();
```

```
include("connection.php");
```

```
include("functions.php");
```

```
if($_SERVER['REQUEST_METHOD'] == "POST")
```

```
{
```

```
    //something was posted
```

```
    $user_name = $_POST['user_name'];
```

```
    $password = $_POST['password'];
```

```

        if(!empty($user_name) && !empty($password) &&
!is_numeric($user_name))
        {

                //read from database
                $query = "select * from users where user_name = '$user_name' limit
1";

                $result = mysqli_query($con, $query);

                if($result)
                {
                        if($result && mysqli_num_rows($result) > 0)
                        {

                                $user_data = mysqli_fetch_assoc($result);

                                if($user_data['password'] === $password)
                                {

                                        $_SESSION['user_id'] = $user_data['user_id'];
                                        header("Location: home.php");
                                        die;

                                }

                        }

                }

                echo "wrong username or password!";
        }else
        {

                echo "wrong username or password!";

        }

}
?>

```

```

<html>
  <head>
    <title>Login page</title>
    <link rel="stylesheet" href="login.css" type="text/css">
    <script src="https://kit.fontawesome.com/c084bb9e76.js"
crossorigin="anonymous"></script>

  </head>

  <body>
    <div class="container">
      
      <form method="post">
        <div class="form-input">
          <input type="text" name="user_name" placeholder="Enter the User Name"
required="required"/>
        </div>
        <div class="form-input">
          <input type="password" name="password" placeholder="password"/>
        </div>
        <input type="submit" type="submit" value="LOGIN" class="btn-login"/>
        <i class="fa-solid fa-unicorn"></i>
        <br>
        <p>to Sign up <a href="registration.php">Click here</a></p>
      </form>
    </div>

  </body>
</html>

```

Login.css

```

body{
  background-image: url("images/blog-3.jpg");
  margin: 0 auto;

```

```
background-repeat: no-repeat;
background-size: 100% 720px;
}

.container{
width: 500px;
height: 450px;
text-align: center;
margin: 0 auto;
background-color: rgba(44, 62, 80,0.7);
margin-top: 160px;
}

.container img{
width: 150px;
height: 150px;
margin-top: -60px;
filter:invert(90);
}

input[type="text"],input[type="password"]{
margin-top: 30px;
height: 45px;
width: 300px;
font-size: 18px;
margin-bottom: 20px;
background-color: #fff;
padding-left: 40px;
}

.form-input::before{
content: "\f007";
font-family: "FontAwesome";
padding-left: 07px;
```

```
padding-top: 40px;
position: absolute;
font-size: 35px;
color: #2980b9;
}

.form-input:nth-child(2)::before{
    content: "\f023";
}

.btn-login{
    padding: 15px 25px;
    border: none;
    background-color: #27ae60;
    color: #fff;
}
```

Connection.php

```
<?php
```

```
$dbhost = "localhost";
$dbuser = "root";
$dbpass = "";
$dbname = "logindatabase";

if(!$con = mysqli_connect($dbhost, $dbuser, $dbpass, $dbname))
{
    die("Connection Failed.");
}

?>
```

Function.php

```
<?php
```

```
function check_login($con)
```

```

{

if(isset($_SESSION['user_id']))
{

    $id = $_SESSION['user_id'];
    $query = "select * from users where user_id = '$id' limit 1";

    $result = mysqli_query($con,$query);
    if($result && mysqli_num_rows($result) > 0)
    {

        $user_data = mysqli_fetch_assoc($result);
        return $user_data;
    }
}

//redirect to login
header("Location: Login.php");
die;

}

function random_num($length)
{

    $text = "";
    if($length < 5)
    {
        $length = 5;
    }

    $len = rand(4,$length);

    for ($i=0; $i < $len; $i++) {
        # code...
    }
}

```

```
        $text .= rand(0,9);
    }

    return $text;
}

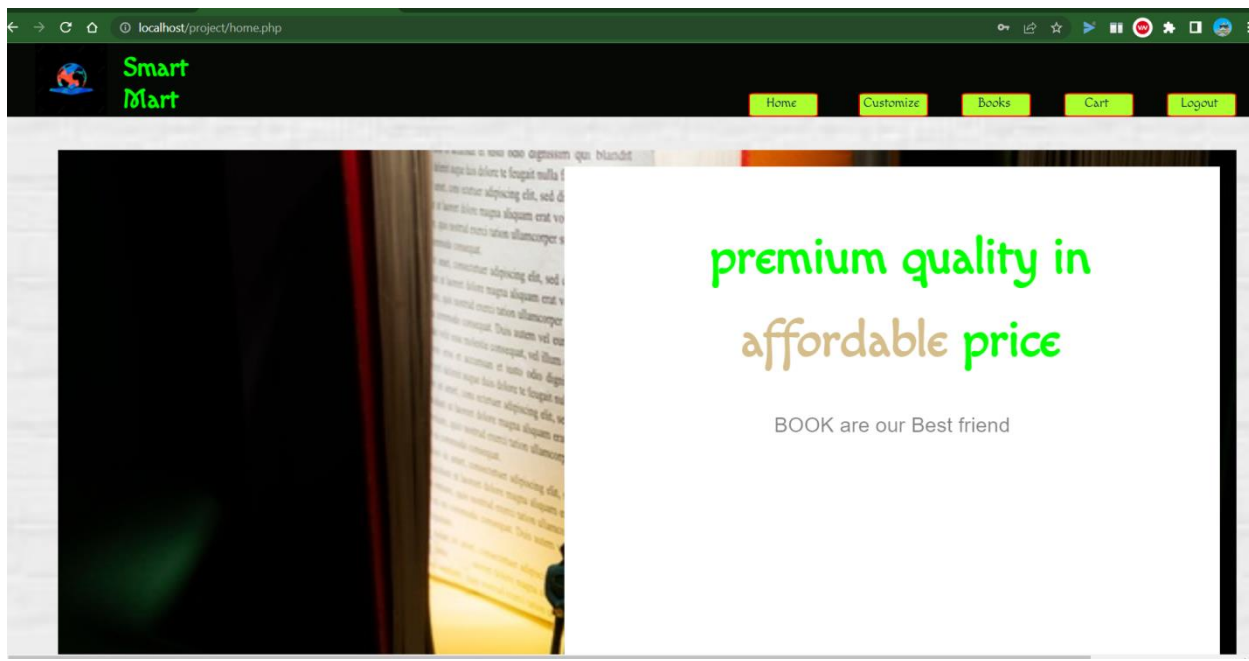
Logout.php
<?php

session_start();

if(isset($_SESSION['user_id']))
{
    unset($_SESSION['user_id']);
}

header("Location: Login.php");
die;
```

Home.php



```

<?php
session_start();

include("connection.php");
include("functions.php");

$user_data = check_login($con);

?>
<html>
  <head>
    <title>hoster</title>
    <link rel="stylesheet" href="home.css" type="text/css">
    <link rel="preconnect" href="https://fonts.googleapis.com">
    <link rel="preconnect" href="https://fonts.gstatic.com" crossorigin>
    <link
href="https://fonts.googleapis.com/css2?family=Akshar:wght@500&family=Macondo&family=Poppins:wght@100;300;400;500;600&display=swap" rel="stylesheet">
  </head>
  <body>
    <header class="topper">
      <h1>Smart Mart</h1>
      <div class="icons" >
        <nav >
          <div class="navbar-item">
            <a href="logout.php"><div class="icon-item">Logout</div></a>
            <a href="cart.html"><div class="icon-item">Cart</div></a>
            <a href="about.html"><div class="icon-item">Books</div></a>
            <a href="customization.html"><div class="icon-
item">Customize</div></a>>
            <a href="home.php"><div class="icon-item">Home</div>
          </div>
        </nav>
      </div>
    </header>

    <main>

```



```
<div>
```

```
<section class="mid-section">
```

```
<div class="section-item-container">
```

```

```

```
<div class="section-info">
```

```
<a href="about.html" style="text-decoration: none;"><h1  
class="title">premium quality in <span>affordable</span> price</h1></a>
```

```
<p class="info">BOOK are our Best friend</p>
```

```
</div>
```

```
</div>
```

```
</section>
```

```
<section class="best-selling-product-section">
```

```
<h1 class="section-title">best selling products</h1>
```

```
<div class="product-container">
```

```
<a href="about.html">
```

```
<div class="product-card">
```

```

```

```
<p class="product-name">Novels →</p>
```

```
</div></a>
```

```
<a href="about.html">
```

```
<div class="product-card">
```

```

```

```
<p class="product-name">Novels →</p>
```

```
</div></a>
```

```
<a href="about.html">
```

```
<div class="product-card">
```

```

```

```
<p class="product-name">Novels →</p>
```

```
</div></a>
```

```
<a href="about.html">
```

```
<div class="product-card">
```

```

```

```
<p class="product-name">Novels →</p>
```

```
</div></a>
```

```
<a href="about.html">
```

```

        <div class="product-card">
            
            <p class="product-name">Novels →</p>
        </div></a>
    </div>
</section>
<section class="end-section">
    <div class="section-item-container">
        
        <div class="section-info">
            <a href="customization.html" style="text-decoration: none;"><h1
class="title">Customize <span>now</span></h1></a>
            <p class="info">affordable items in expensive world</p>
        </div>
    </div>
</section>

<footer>Smart mart book store</footer>

</div>

</main>

</body>
</html>

```

Home.css

```

.info{*{
    margin: 0%;
    cursor: pointer;
    width: auto;
}
body{
    background-image: url("images/banner-bg.jpg");
    background-repeat: no-repeat;

```

```
    background-size: cover;
}
.topper{
    background-color: rgb(5, 8, 5);
    height: 12%;
    padding-left: 2%;
    display: flex;
    justify-content: left;
    flex-direction: row;
}
h1{
    font-family: 'Macondo', cursive;
    color: lime;
    padding-top: 10px;
    padding-left: 20px;

}
/* .icons{
    display: flex;
    background-color: rgb(10, 8, 12);

    flex-direction: row;
    padding-left: 400px ;

}*/
#logo{
    filter: invert(90);
    height: 0.9in;
    padding-left: 0.5cm;
    display: flex;
    justify-content: center;
    align-items: center;

}
```

```
.icon-item{
  /* display: flex; */
  font-family: 'Macondo', cursive;
  background-color: greenyellow;
  height: 25px;
  border: 2px solid red;
  padding-right: 5px;
  cursor: pointer;
  color: rgb(2, 42, 77);
  float: left;
  margin: 20px;
  width: 75px;
  border-radius: 9%;
  text-align: center;
  box-shadow: inset 0 0 0 0 rgb(5, 5, 222);
  transition: ease-out 0.3s;

  /* flex-direction: row-reverse; */
}
.icon-item:hover{
  box-shadow: inset 75px 0 0 0 rgb(100, 96, 100);
  color: rgb(32, 251, 8);
  border-color: brown;
}
.navbar-item{
  display: flex;
  padding-left: 600px;
  justify-content: flex-start;
  float: left;
  width: auto;
  padding-top: 40px;
  flex-direction: row-reverse;
```

```
}  
#image{  
  background-color: rgb(118, 5, 22);  
  height: 465px;  
  width: 1500px;  
  margin: 150px;  
  display: flex;  
  align-items: center;  
  justify-content: center;  
  background: rgba(255,255,255,.9);  
  position: fixed;  
  top: 0; right: -105%;  
  z-index: 10000;  
}.best-selling-product-section{  
  position: relative;  
  padding: 60px 5vw;  
}  
  
.section-title{  
  text-transform: capitalize;  
  font-size: 30px;  
  margin-bottom: 30px;  
}  
  
.product-container{  
  display: flex;  
  justify-content: space-between;  
  max-width: fit-content;  
}  
  
.product-card{  
  border: 15px solid #d5be8b;  
  width: 300px;  
  height: 300px;  
  overflow: hidden;  
  position: relative;
```

```
background: #d5be8b;
}

.product-card:nth-child(even){
border-color: #190c05;
background: #190c05;
}

.product-img{
width: 100%;
height: 100%;
object-fit: cover;
transition: .5s;
}

.product-name{
position: absolute;
color: #fff;
text-transform: capitalize;
font-family: 'lato', sans-serif;
font-size: 25px;
bottom: 20px;
left: 50%;
transform: translateX(-50%);
opacity: 0;
transition: .5s;
}

.product-card:hover .product-name{
opacity: 1;
}

.product-card:hover .product-img{
opacity: 0.5;
}

.mid-section{
width: 91.0%;
```

```
height: 800px;
padding: 40px 5vw;
}

.section-item-container{
width: 100%;
height: 100%;
position: relative;
padding: 20px;
}

.section-bg{
width: 100%;
height: 100%;
position: absolute;
z-index: -1;
top: 0;
left: 0;
}

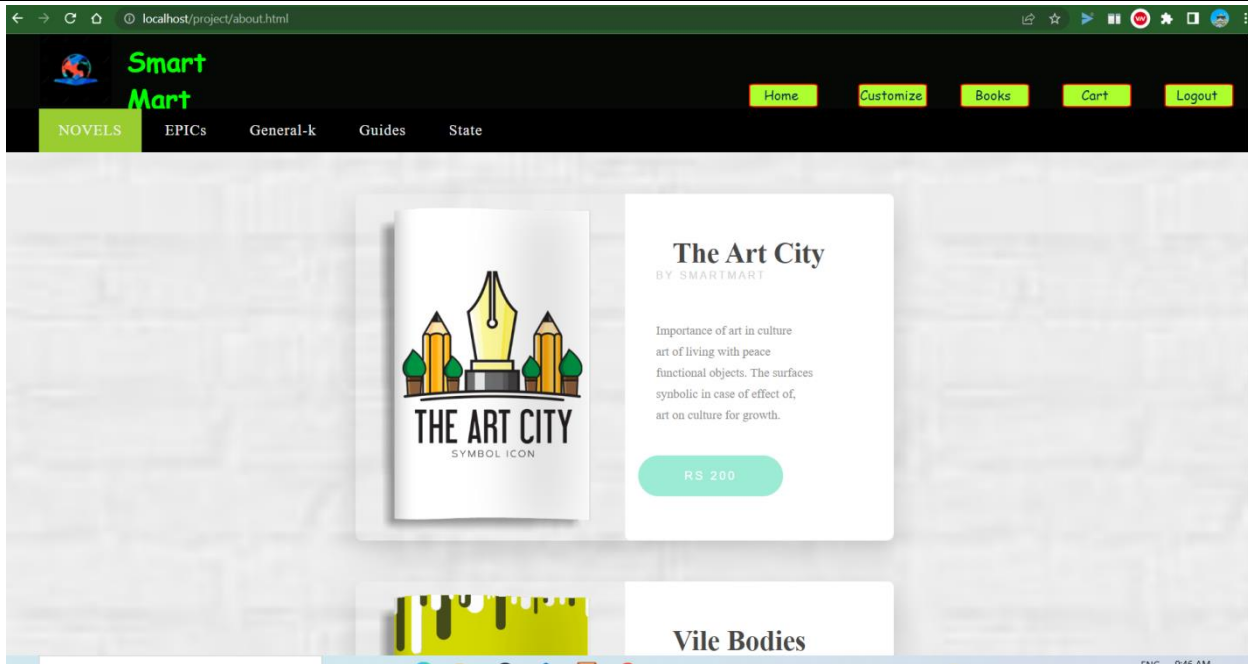
.section-info{
width: 50%;
height: 70%;
background: #fff;
display: block;
margin-left: auto;
padding: 50px;
text-align: center;
}

.title{
font-size: 60px;
line-height: 100px;
}

.title span{
color: #d5be8b;
```

```
}  
  
font-family: 'lato', sans-serif;  
font-size: 25px;  
line-height: 45px;  
margin-top: 30px;  
opacity: 0.5;  
}  
.end-section .section-info{  
margin: 0;  
}  
  
.end-section .title{  
font-size: 100px;  
line-height: 150px;  
margin: 50px;  
}  
  
footer{  
font-family: 'lato', sans-serif;  
color: #d5be8b;  
background: #190c05;  
width: 100%;  
height: 50px;  
line-height: 50px;  
text-align: center;  
text-transform: capitalize;  
font-size: 20px;  
}
```

About.html(novels)



```
<html>
```

```
<head>
```

```
<title>hoster</title>
```

```
<link rel="stylesheet" href="home.css" type="text/css">
```

```
<link rel="stylesheet" href="about.css" type="text/css">
```

```
</head>
```

```
<body>
```

```
<header class="topper">
```

```
<h1>Smart Mart</h1>
```

```
<div class="icons" >
```

```
<nav >
```

```
<div class="navbar-item">
```

```
<a href="logout.php"><div class="icon-item">Logout</div></a>
```

```
<a href="cart.html"><div class="icon-item">Cart</div></a>
```

```
<a href="about.html"><div class="icon-item">Books</div></a>
```

```
<a href="customization.html"><div class="icon-
```

```
item">Customize</div></a>>
```

```
<a href="home.php"><div class="icon-item">Home</div>
```

```
</div>
```

```
</nav>
```

```
</div>
```

```
</header>
```

```
<div class="menu" >  
  <a href="about.html" id="meco">NOVELS</a>  
  <a href="epic.html">EPICs</a>  
  <a href="generak-k.html">General-k</a>  
  <a href="guides.html">Guides</a>  
  <a href="state.html">State</a>  
</div>
```

```
<section class="object">
```

```
<div class="wrapper" id="product1">  
  <div class="product-img">  
      
  </div>
```

```
<div class="product-info">  
  <div class="product-text">  
    <h1>The Art City</h1>  
    <h2>by Smartmart</h2>
```

```
    <p>Importance of art in culture<br> art of living with peace<br> functional  
objects. The surfaces<br> symbolic in case of effect of,<br> art on culture for growth.  
</p>
```

```
</div>
```

```
<div class="product-price-btn">  
  <p><span></span></p>  
  <button type="button">Rs 200</button>  
</div>
```

```
</div>
```

```
</div>
```

```
<div class="wrapper" id="product2">  
  <div class="product-img">  
      
  </div>  
  <div class="product-info">  
    <div class="product-text">  
      <h1>Vile Bodies</h1>
```

```
<h2>by Smartmart</h2>
```

```
<p>Harvest Vases are a reinterpretation<br> of peeled fruits and vegetables  
as<br> functional objects. The surfaces<br> appear to be sliced and pulled aside,<br>  
allowing room for growth. </p>
```

```
</div>
```

```
<div class="product-price-btn">
```

```
<p><span></span></p>
```

```
<button type="button">Rs 250</button>
```

```
</div>
```

```
</div>
```

```
</div>
```

```
<div class="wrapper" id="product3">
```

```
<div class="product-img">
```

```

```

```
</div>
```

```
<div class="product-info">
```

```
<div class="product-text">
```

```
<h1>Break through</h1>
```

```
<h2>by Smartmart</h2>
```

```
<p>scientific discovery<br> personality development in a different way<br>
```

```
functional objects. The surfaces<br> appear to be sliced and pulled aside,<br> allowing  
room for growth. </p>
```

```
</div>
```

```
<div class="product-price-btn">
```

```
<p><span></span></p>
```

```
<button type="button">Rs 200</button>
```

```
</div>
```

```
</div>
```

```
</div>
```

```
<div class="wrapper" id="product4">
```

```
<div class="product-img">
```

```

```

```
</div>
```

```
<div class="product-info">
```

```
<div class="product-text">
```

```
<h1>A Time to Kill</h1>
```

```
<h2>by Smartmart</h2>
```

```
<p>Harvest Vases are a reinterpretation<br> of peeled fruits and vegetables  
as<br> functional objects. The surfaces<br> appear to be sliced and pulled aside,<br>  
allowing room for growth. </p>
```

```
</div>
```

```
<div class="product-price-btn">
```

```
<p><span></span></p>
```

```
<button type="button">Rs 300</button>
```

```
</div>
```

```
</div>
```

```
</div>
```

```
<div class="wrapper" id="product1">
```

```
<div class="product-img">
```

```

```

```
</div>
```

```
<div class="product-info">
```

```
<div class="product-text">
```

```
<h1>The House of Mirth</h1>
```

```
<h2>by Smartmart</h2>
```

```
<p>Harvest Vases are a reinterpretation<br> of peeled fruits and vegetables  
as<br> functional objects. The surfaces<br> appear to be sliced and pulled aside,<br>  
allowing room for growth. </p>
```

```
</div>
```

```
<div class="product-price-btn">
```

```
<p><span></span></p>
```

```
<button type="button">Rs 300</button>
```

```
</div>
```

```
</div>
```

```
</div>
```

```
<div class="wrapper" id="product1">
```

```
<div class="product-img">
```

```

```

```
</div>
```

```
<div class="product-info">
```

```

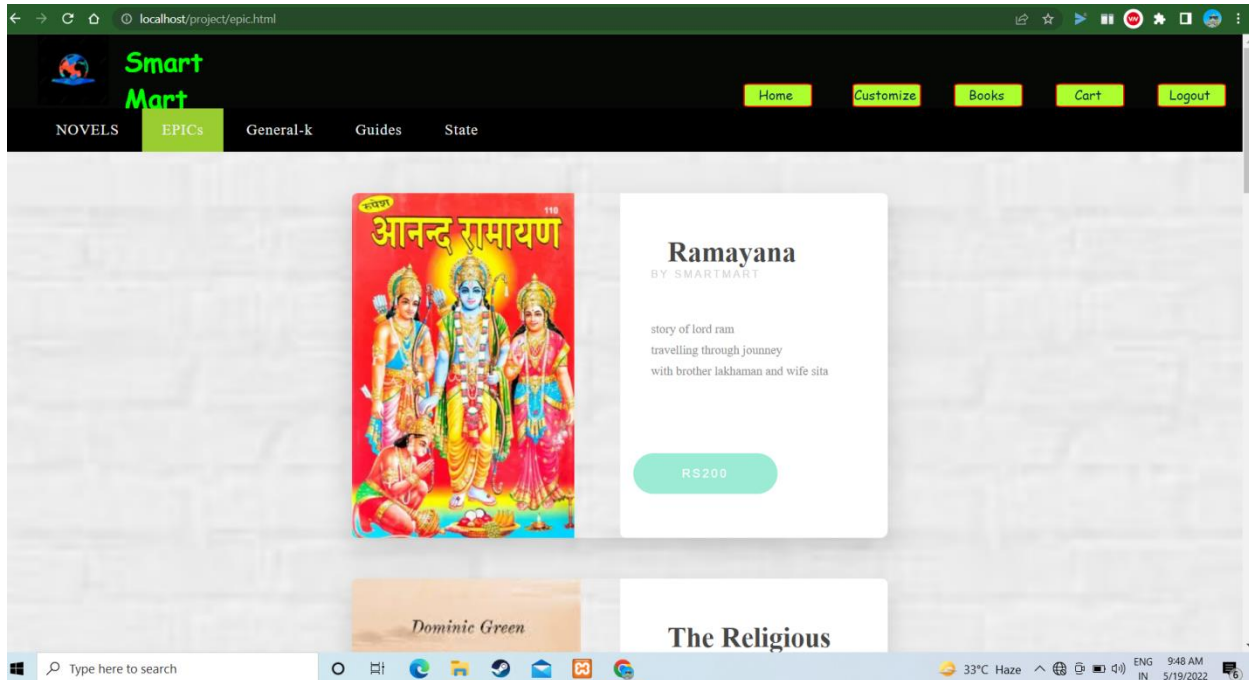
<div class="product-text">
  <h1>The Sun Also Rises</h1>
  <h2>by Smartmart</h2>
  <p>Harvest Vases are a reinterpretation<br> of peeled fruits and vegetables
as<br> functional objects. The surfaces<br> appear to be sliced and pulled aside,<br>
allowing room for growth. </p>
</div>
<div class="product-price-btn">
  <p><span></span></p>
  <button type="button">Rs 300</button>
</div>
</div>
</div>

<div class="wrapper" id="product1">
  <div class="product-img">
    
  </div>
  <div class="product-info">
    <div class="product-text">
      <h1>Love</h1>
      <h2>by Smartmart</h2>
      <p>Harvest Vases are a reinterpretation<br> of peeled fruits and vegetables
as<br> functional objects. The surfaces<br> appear to be sliced and pulled aside,<br>
allowing room for growth. </p>
    </div>
    <div class="product-price-btn">
      <p><span></span></p>
      <button type="button">Rs 400</button>
    </div>
  </div>
</div>
</div>
</section>
<footer>Smart mart book store</footer>
</body>

```

</html>

Epic.html



<html>

<head>

<title>hoster</title>

<link rel="stylesheet" href="home.css" type="text/css">

<link rel="stylesheet" href="about.css" type="text/css">

<link

href="https://fonts.googleapis.com/css?family=Bentham|Playfair+Display|Raleway:400,500|Suranna|Trocchi" rel="stylesheet">

<meta name="viewport" content="width=device-width, initial-scale=1.0">

<link rel="stylesheet" href="https://cdnjs.cloudflare.com/ajax/libs/font-awesome/5.15.3/css/all.min.css"/>

</head>

<body>

<header class="topper">

<h1>Smart Mart</h1>

<div class="icons" >

<nav >

```

    <div class="navbar-item">
      <a href="logout.php"><div class="icon-item">Logout</div></a>
      <a href="cart.html"><div class="icon-item">Cart</div></a>
      <a href="about.html"><div class="icon-item">Books</div></a>
      <a href="customization.html"><div class="icon-
item">Customize</div></a>>
      <a href="home.php"><div class="icon-item">Home</div>
    </div>
  </nav>
</div>
</header>

<div class="menu">
  <a href="about.html">NOVELS</a>
  <a href="epic.html" id="meco">EPICs</a>
  <a href="generak-k.html">General-k</a>
  <a href="guides.html">Guides</a>
  <a href="state.html">State</a>
</div>

<div class="wrapper" id="product1">
  <div class="product-img">
    
  </div>
  <div class="product-info">
    <div class="product-text">
      <h1>Ramayana</h1>
      <h2>by Smartmart</h2>
      <p>story of lord ram <br> travelling through journey<br> with brother lakhaman
and wife sita<br> </p>
    </div>
    <div class="product-price-btn">
      <p><span></span></p>

```

```

    <button type="button">Rs200</button>
  </div>
</div>
</div>
<div class="wrapper" id="product2">
  <div class="product-img">
    
  </div>
  <div class="product-info">
    <div class="product-text">
      <h1>The Religious Revolution</h1>
      <h2>by Smartmart</h2>
      <p>The Religious Revolution is book of relation of development and sprituality
</p>
    </div>
    <div class="product-price-btn">
      <p><span></span></p>
      <button type="button">Rs300</button>
    </div>
  </div>
</div>
</div>
<div class="wrapper" id="product3">
  <div class="product-img">
    
  </div>
  <div class="product-info">
    <div class="product-text">
      <h1>Garudpuran</h1>
      <h2>Gayatri mantra</h2>
      <p>Garud puran is a book of hindu culture </p>
    </div>
    <div class="product-price-btn">
      <p><span></span></p>
      <button type="button">Rs 400</button>
    </div>
  </div>

```



```

</div>
</div>
<div class="wrapper" id="product4">
  <div class="product-img">
    
  </div>
  <div class="product-info">
    <div class="product-text">
      <h1>The Vedas</h1>
      <h2>by Smartmart</h2>
      <p>The Vedas is summary of vedas <br> very important in hindi code laws<br>
brief overview of culture division<br> appear to be sliced and pulled aside,<br> allowing
room for growth. </p>
    </div>
    <div class="product-price-btn">
      <p><span></span></p>
      <button type="button">Rs 500</button>
    </div>
  </div>
</div>
</div>
<div class="wrapper" id="product1">
  <div class="product-img">
    
  </div>
  <div class="product-info">
    <div class="product-text">
      <h1>Ram-Charitramanas</h1>
      <h2>by Smartmart</h2>
      <p>Ram Charitra manas is holy scripture,<br>story of lord ram defeat ravan </p>
    </div>
    <div class="product-price-btn">
      <p><span></span></p>
      <button type="button">Rs 370</button>
    </div>
  </div>
</div>

```


```

</div>
<div class="wrapper" id="product1">
  <div class="product-img">
    
  </div>
  <div class="product-info">
    <div class="product-text">
      <h1>The hindus</h1>
      <h2>by Smartmart</h2>
      <p>The basic religious practices of hundus are reflected and shown here </p>
    </div>
    <div class="product-price-btn">
      <p><span></span></p>
      <button type="button">Rs 400</button>
    </div>
  </div>
</div>
</div>

<footer>Smart mart book store</footer>

```

General-k.html



```

<html>
  <head>
    <title>hoster</title>
    <link rel="stylesheet" href="home.css" type="text/css">
    <link rel="stylesheet" href="about.css" type="text/css">
    <link
href="https://fonts.googleapis.com/css?family=Bentham|Playfair+Display|Raleway:400,
500|Suranna|Trocchi" rel="stylesheet">
    <meta name="viewport" content="width=device-width, initial-scale=1.0">
    <link rel="stylesheet" href="https://cdnjs.cloudflare.com/ajax/libs/font-
awesome/5.15.3/css/all.min.css"/>
  </head>
  <body>
    <header class="topper">
      <h1>Smart Mart</h1>
      <div class="icons" >
        <nav >
          <div class="navbar-item">
            <a href="logout.php"><div class="icon-item">Logout</div></a>
            <a href="cart.html"><div class="icon-item">Cart</div></a>
            <a href="about.html"><div class="icon-item">Books</div></a>
            <a href="customization.html"><div class="icon-
item">Customize</div></a>>
            <a href="home.php"><div class="icon-item">Home</div>
          </div>
        </nav>
      </div>
    </header>

    <div class="menu">
      <a href="about.html">NOVELS</a>
      <a href="epic.html">EPICs</a>
      <a href="generak-k.html" id="meco">General-k</a>
      <a href="guides.html">Guides</a>
      <a href="state.html">State</a>

```

```
</div>
```

```
<div class="wrapper" id="product1">  
  <div class="product-img">  
      
  </div>  
  <div class="product-info">  
    <div class="product-text">  
      <h1>Oswal GK</h1>  
      <h2>by Oswal</h2>  
      <p>General knowledge </p>  
    </div>  
    <div class="product-price-btn">  
  
      <button type="button">Rs 600</button>  
    </div>  
  </div>  
</div>  
<div class="wrapper" id="product2">  
  <div class="product-img">  
      
  </div>  
  <div class="product-info">  
    <div class="product-text">  
      <h1>General knowledge</h1>  
      <h2>by lucent</h2>  
      <p>General knowledge </p>  
    </div>  
    <div class="product-price-btn">  
  
      <button type="button">Rs 900</button>  
    </div>  
  </div>  
</div>
```

```

<div class="wrapper" id="product3">
  <div class="product-img">
    
  </div>
  <div class="product-info">
    <div class="product-text">
      <h1>General knowledge</h1>
      <h2>by Smartmart</h2>
      <p>latest gk question to solve</p>
    </div>
    <div class="product-price-btn">
      <p><span></span></p>
      <button type="button">Rs 450</button>
    </div>
  </div>
</div>
<div class="wrapper" id="product4">
  <div class="product-img">
    
  </div>
  <div class="product-info">
    <div class="product-text">
      <h1>General knowledge</h1>
      <h2>by Smartmart</h2>
      <p>Concept of general reasoning </p>
    </div>
    <div class="product-price-btn">
      <p><span></span></p>
      <button type="button">Rs 600</button>
    </div>
  </div>
</div>
<div class="wrapper" id="product1">
  <div class="product-img">
    

```

```

</div>
<div class="product-info">
  <div class="product-text">
    <h1>Explore For Sure</h1>
    <h2>by Smartmart</h2>
    <p>The knowledge of basic gk about <br>world wonders,geographic
wonder<br><br> <br> </p>
  </div>
  <div class="product-price-btn">
    <p><span></span></p>
    <button type="button">Rs 400</button>
  </div>
</div>
</div>
<div class="wrapper" id="product1">
  <div class="product-img">
    
  </div>
  <div class="product-info">
    <div class="product-text">
      <h1>Amira General knowledge</h1>
      <h2>by Amira</h2>
      <p>Question related to static gk,<br> allowing room for growth. </p>
    </div>
    <div class="product-price-btn">
      <p><span></span></p>
      <button type="button">Rs 600</button>
    </div>
  </div>
</div>
<div class="wrapper" id="product1">
  <div class="product-img">
    
  </div>
  <div class="product-info">

```

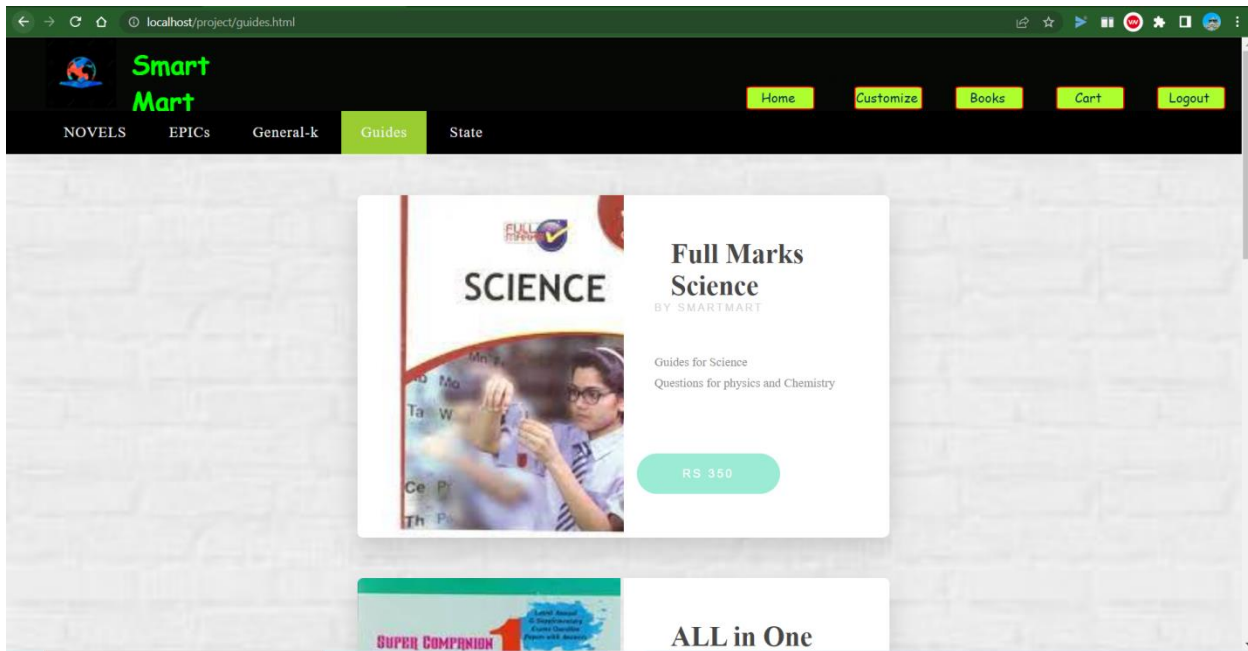
```

<div class="product-text">
  <h1>Advance general knowledge</h1>
  <h2>by Smartmart</h2>
  <p>Advance level questions<br>for competitive exams </p>
</div>
<div class="product-price-btn">
  <p><span></span></p>
  <button type="button">Rs 500</button>
</div>
</div>
</div>
</div>

<footer>Smart mart book store</footer>

```

Guides.html



```

<html>
  <head>
    <title>hoster</title>
    <link rel="stylesheet" href="home.css" type="text/css">
    <link rel="stylesheet" href="about.css" type="text/css">

```

```

<link
href="https://fonts.googleapis.com/css?family=Bentham|Playfair+Display|Raleway:400,
500|Suranna|Trocchi" rel="stylesheet">
  <meta name="viewport" content="width=device-width, initial-scale=1.0">
  <link rel="stylesheet" href="https://cdnjs.cloudflare.com/ajax/libs/font-
awesome/5.15.3/css/all.min.css"/>
</head>
<body>
  <header class="topper">
    <h1>Smart Mart</h1>
    <div class="icons" >
      <nav >
        <div class="navbar-item">
          <a href="logout.php"><div class="icon-item">Logout</div></a>
          <a href="cart.html"><div class="icon-item">Cart</div></a>
          <a href="about.html"><div class="icon-item">Books</div></a>
          <a href="customization.html"><div class="icon-
item">Customize</div></a>>
          <a href="home.php"><div class="icon-item">Home</div>
        </div>
      </nav>
    </div>
  </header>

  <div class="menu">
    <a href="about.html">NOVELS</a>
    <a href="epic.html">EPICs</a>
    <a href="generak-k.html">General-k</a>
    <a href="guides.html" id="meco">Guides</a>
    <a href="state.html">State</a>
  </div>

  <div class="wrapper" id="product1">
    <div class="product-img">
      

```



```
</div>
<div class="product-info">
  <div class="product-text">
    <h1>Full Marks Science</h1>
    <h2>by Smartmart</h2>
    <p>Guides for Science<br> Questions for physics and Chemistry<br></p>
  </div>
  <div class="product-price-btn">
    <p><span></span></p>
    <button type="button">Rs 350</button>
  </div>
</div>
```

```
</div>
<div class="wrapper" id="product2">
  <div class="product-img">
    
  </div>
```

```
<div class="product-info">
  <div class="product-text">
    <h1>ALL in One </h1>
    <h2>by Smartmart</h2>
    <p>One book for three subjects of Science <br> Chemistry,physics1 &
    Biology<br> </p>
  </div>
```

```
<div class="product-price-btn">
  <p><span></span></p>
  <button type="button">Rs 300</button>
</div>
```

```
</div>
<div class="wrapper" id="product3">
  <div class="product-img">
    
  </div>
  <div class="product-info">
```

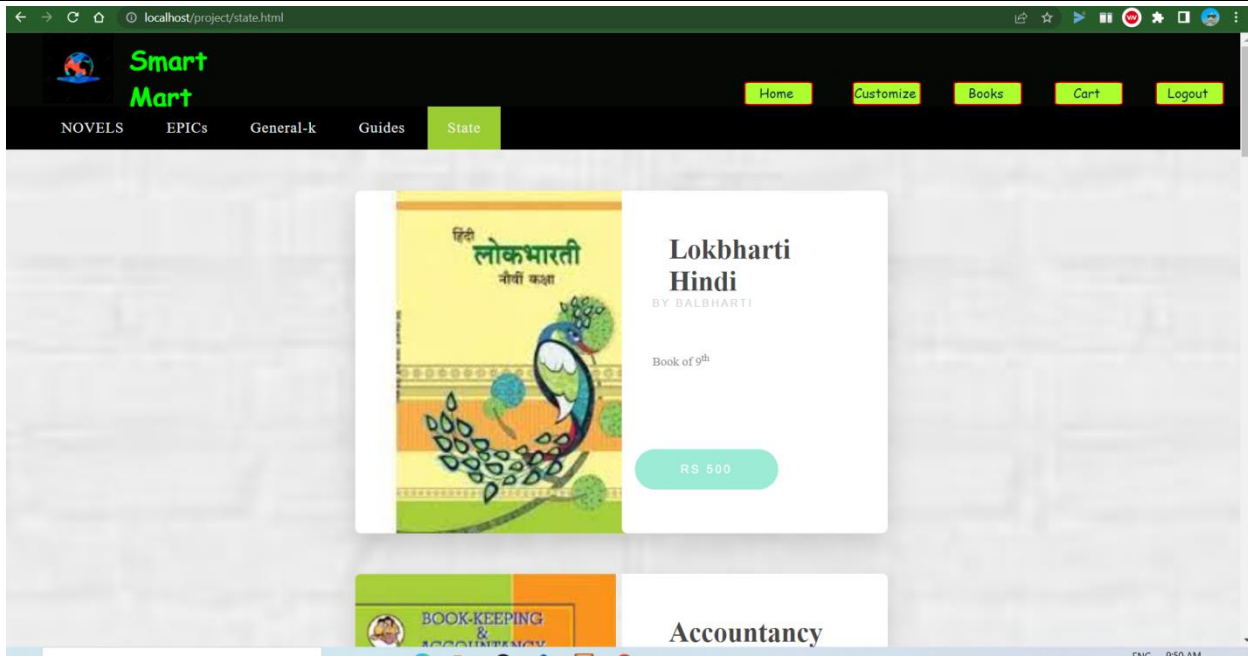
```

<div class="product-text">
  <h1>Sura Mathematics</h1>
  <h2>by Smartmart</h2>
  <p>Sura Mathematics Term I consist<br>of All the concept of term 1 <br>
defintions and question </p>
</div>
<div class="product-price-btn">
  <p><span></span></p>
  <button type="button">Rs 300</button>
</div>
</div>
</div>
<div class="wrapper" id="product4">
  <div class="product-img">
    
  </div>
  <div class="product-info">
    <div class="product-text">
      <h1>Science 3 in 1</h1>
      <h2>by Smartmart</h2>
      <p>All three subject of Science<br>of class 10<sup>th</sup>in one book <br>
</p>
    </div>
    <div class="product-price-btn">
      <p><span></span></p>
      <button type="button">Rs 350</button>
    </div>
  </div>
</div>
</div>

<footer>Smart mart book store</footer>

```

State.html



```
<html>
```

```
<head>
```

```
<title>hoster</title>
```

```
<link rel="stylesheet" href="home.css" type="text/css">
```

```
<link rel="stylesheet" href="about.css" type="text/css">
```

```
<link
```

```
href="https://fonts.googleapis.com/css?family=Bentham|Playfair+Display|Raleway:400,500|Suranna|Trocchi" rel="stylesheet">
```

```
<meta name="viewport" content="width=device-width, initial-scale=1.0">
```

```
<link rel="stylesheet" href="https://cdnjs.cloudflare.com/ajax/libs/font-awesome/5.15.3/css/all.min.css"/>
```

```
</head>
```

```
<body>
```

```
<header class="topper">
```

```
<h1>Smart Mart</h1>
```

```
<div class="icons" >
```

```
<nav >
```

```
<div class="navbar-item">
```

```
<a href="logout.php"><div class="icon-item">Logout</div></a>
```

```
<a href="cart.html"><div class="icon-item">Cart</div></a>
```

```
<a href="about.html"><div class="icon-item">Books</div></a>
```

```
<a href="customization.html"><div class="icon-  
item">Customize</div></a>>  
  <a href="home.php"><div class="icon-item">Home</div>  
  </div>  
</nav>  
</div>  
</header>
```

```
<div class="menu">  
  <a href="about.html">NOVELS</a>  
  <a href="epic.html">EPICs</a>  
  <a href="generak-k.html">General-k</a>  
  <a href="guides.html">Guides</a>  
  <a href="state.html" id="meco">State</a>  
</div>
```

```
<div class="wrapper" id="product1">  
  <div class="product-img">  
      
  </div>  
  <div class="product-info">  
    <div class="product-text">  
      <h1>Lokbharti<br>Hindi</h1>  
      <h2>by balbharti</h2>  
      <p>Book of 9<sup>th</sup></p>  
    </div>  
    <div class="product-price-btn">  
      <p><span></span></p>  
      <button type="button">Rs 500</button>  
    </div>  
  </div>  
</div>  
<div class="wrapper" id="product2">
```

```
<div class="product-img">
  
</div>
```

```
<div class="product-info">
```

```
  <div class="product-text">
```

```
    <h1>Accountancy</h1>
```

```
    <h2>by Smartmart</h2>
```

```
    <p>Basic concept of account<br> Bookkeeping and recording transactions<br>
financial accounting<br> Cost accounting. </p>
```

```
  </div>
```

```
<div class="product-price-btn">
```

```
  <p><span></span></p>
```

```
  <button type="button">Rs 340</button>
```

```
</div>
```

```
</div>
```

```
</div>
```

```
<div class="wrapper" id="product3">
```

```
  <div class="product-img">
```

```
    
```

```
  </div>
```

```
<div class="product-info">
```

```
  <div class="product-text">
```

```
    <h1>Chemistry</h1>
```

```
    <h2>by Smartmart</h2>
```

```
    <p>Chemistry part II<br> </p>
```

```
  </div>
```

```
<div class="product-price-btn">
```

```
  <p><span></span></p>
```

```
  <button type="button">Rs 200</button>
```

```
</div>
```

```
</div>
```

```
</div>
```

```
<div class="wrapper" id="product4">
```

```
  <div class="product-img">
```

```
    
```

```
</div>
<div class="product-info">
  <div class="product-text">
    <h1>Mathematics</h1>
    <h2>by Smartmart</h2>
    <p>Class 10<sup>th</sup> book of mathematics and science<br><br> <br> </p>
  </div>
  <div class="product-price-btn">
    <p><span></span></p>
    <button type="button">Rs 250</button>
  </div>
</div>
```

```
</div>
<div class="wrapper" id="product1">
  <div class="product-img">
    
  </div>
```

```
<div class="product-info">
  <div class="product-text">
    <h1>Mathematics II</h1>
    <h2>by Smartmart</h2>
    <p>Mathematics part II of 10<sup>th</sup> standard<br> of peeled fruits and
vegetables as<br> functional objects. The surfaces<br> appear to be sliced and pulled
aside,<br> allowing room for growth. </p>
```

```
</div>
  <div class="product-price-btn">
    <p><span></span></p>
    <button type="button">Rs 250</button>
  </div>
```

```
</div>
<div class="wrapper" id="product1">
  <div class="product-img">
    
  </div>
```

```

<div class="product-info">
  <div class="product-text">
    <h1>KumarBharti (Eng)</h1>
    <h2>by Smartmart</h2>
    <p>Book of english litrature of class <br> 9<sup>th</sup>standard<br> </p>
  </div>
  <div class="product-price-btn">
    <p><span></span></p>
    <button type="button">Rs 300</button>
  </div>
</div>
</div>
<div class="wrapper" id="product1">
  <div class="product-img">
    
  </div>
  <div class="product-info">
    <div class="product-text">
      <h1>Mathematics and statistics</h1>
      <h2>by Smartmart</h2>
      <p>Class 12<sup>th</sup>book of Mathematics and statistics<br> </p>
    </div>
    <div class="product-price-btn">
      <p><span></span></p>
      <button type="button">Rs 250</button>
    </div>
  </div>
</div>
<div class="wrapper" id="product1">
  <div class="product-img">
    
  </div>
  <div class="product-info">
    <div class="product-text">
      <h1>Mathematics</h1>

```

```
<h2>by Smartmart</h2>
<p>Mathematics class 3<sup>rd</sup> </p>
</div>
<div class="product-price-btn">
  <p><span></span></p>
  <button type="button">Rs 350</button>
</div>
</div>
</div>
```

```
<footer>Smart mart book store</footer>
```

About.css

```
body {
  background-color: #fdf1ec;
}
.navigation{
  list-style-type: none;
}
.wrapper {
  height: 420px;
  width: 654px;
  margin: 50px auto;
  border-radius: 7px 7px 7px 7px;
  /* VIA CSS MATIC https://goo.gl/clbnS */
  -webkit-box-shadow: 0px 14px 32px 0px rgba(0, 0, 0, 0.15);
  -moz-box-shadow: 0px 14px 32px 0px rgba(0, 0, 0, 0.15);
  box-shadow: 0px 14px 32px 0px rgba(0, 0, 0, 0.15);
}
.menu{
  position: sticky;
  top: 0px;
  background-color: black;
  margin: 0px;
  overflow: hidden;
```



```
}  
.menu a{  
  font: "Arial";  
  text-decoration: none;  
  font-size: 18px;  
  letter-spacing: 1px;  
  box-sizing: border-box;  
  display: inline-block;  
  color: #f2f2f2;  
  text-align: center;  
  padding: 16px 24px;  
}  
.menu a:hover{  
  background: #ff9f1c;  
  color: black;  
}  
#meco{  
  background-color: yellowgreen ;  
}  
.product-img {  
  float: left;  
  height: 420px;  
  width: 327px;  
}  
  
.product-img img {  
  border-radius: 7px 0 0 7px;  
}  
  
.product-info {  
  float: left;  
  height: 420px;  
  width: 327px;  
  border-radius: 0 7px 10px 7px;  
  background-color: #ffffff;
```

```
}
```

```
.product-text {  
  height: 300px;  
  width: 327px;  
}
```

```
.product-text h1 {  
  margin: 0 0 0 38px;  
  padding-top: 52px;  
  font-size: 34px;  
  color: #474747;  
}
```

```
.product-text h1,  
.product-price-btn p {  
  font-family: 'Bentham', serif;  
}
```

```
.product-text h2 {  
  margin: 0 0 47px 38px;  
  font-size: 13px;  
  font-family: 'Raleway', sans-serif;  
  font-weight: 400;  
  text-transform: uppercase;  
  color: #d2d2d2;  
  letter-spacing: 0.2em;  
}
```

```
.product-text p {  
  height: 125px;  
  margin: 0 0 0 38px;  
  font-family: 'Playfair Display', serif;  
  color: #8d8d8d;  
  line-height: 1.7em;
```

```
font-size: 15px;
font-weight: lighter;
overflow: hidden;
}
```

```
.product-price-btn {
height: 103px;
width: 327px;
margin-top: 17px;
position: relative;
}
```

```
.product-price-btn p {
display: inline-block;
position: absolute;
top: -13px;
height: 50px;
font-family: 'Trocchi', serif;
margin: 0 0 0 38px;
font-size: 28px;
font-weight: lighter;
color: #474747;
}
```

```
span {
display: inline-block;
height: 50px;
font-family: 'Suranna', serif;
font-size: 34px;
}
```

```
.product-price-btn button {
display: inline-block;
height: 50px;
width: 176px;
```

```

margin: 0 40px 0 16px;
box-sizing: border-box;
border: transparent;
border-radius: 60px;
font-family: 'Raleway', sans-serif;
font-size: 14px;
font-weight: 500;
text-transform: uppercase;
letter-spacing: 0.2em;
color: #ffffff;
background-color: #9cebd5;
cursor: pointer;
outline: none;
}
@import "compass/css3";

```

Customization.html

The screenshot shows a web browser window with the URL `localhost/project/customization.html`. The page has a dark green header with the text "CUSTOMIZE YOUR CREATION" in light blue. Below the header is a navigation bar with four buttons: "Home", "Index", "Cart", and "Logout". The main content area has a light gray background with a white brick pattern. On the left, there is a large orange-to-brown gradient box containing the text "GS College of Commerce and Economics" and contact information: "Mathematics", "09579906658", "Gs college of commerce", "House 296 nurssery colony sakoli bhandara", "Maharashtra". On the right, there is a form with several input fields: "GS College of Commerce and Economics", "Mathematics", "Phone Number" (with the value "09579906658"), "Gs college of commerce", and "House 296 nurssery colony sakoli bhandara". A yellow "submit" button is at the bottom of the form.

<html>

```

<head>
  <title>customiation</title>
  <link rel="stylesheet" href="customization.css" type="text/css">
  <link rel="stylesheet" href="home.css" type="text/css">
  <link rel="preconnect" href="https://fonts.googleapis.com">
  <link rel="preconnect" href="https://fonts.gstatic.com" crossorigin>
  <link
href="https://fonts.googleapis.com/css2?family=Akshar:wght@500&family=Macondo&family=Poppins:wght@100;300;400;500;600&display=swap" rel="stylesheet">
  <script>

  </script>
</head>
<body>
  <header>
    <div >
      <h1 id="heading">CUSTOMIZE YOUR CREATION</h1>
    </div>
  </header>
  <main>
    <div>
      <ul id="iconsit">
        <a href="home.php" style="text-decoration: none;"><li
class="icons">Home</li></a>
        <a href="about.html" style="text-decoration: none;"><li
class="icons">Books</li></a>
        <a href="cart.html" style="text-decoration: none;"><li
class="icons">Cart</li></a>
        <a href="logout.php" style="text-decoration: none;"><li
class="icons">Logout</li></a>

      </ul>
      <div id="bookcover">

      </div>
      <div id=""></div>

```

```

</div>
<div class="text-input">
  <form>
    <div class="input-ert">
      <input type="text" name="text" id="bac-1" placeholder="Name of the
institution"/>
    </div>
    <div class="input-ert">
      <input type="text" name="text" placeholder="quotes" id="bac-2"/>
    </div>
    <br>

    <div class="input-ert" id="telephone">
      <p><b>Phone Number</b></p>
      <input type="tel" name="tel" placeholder="subject name" id="bac-3"/>
    </div>
    <div class="input-ert" width="20px" >
      <input type="color" name="color" placeholder="choose color"/>
    </div>
    <div class="input-ert">
      <input type="text" name="text" placeholder="Other details" id="bac-4"/>
    </div>
    <div class="input-ert">
      <input type="text" name="text" placeholder="Address of institution"
id="bac-5"/>
    </div>
    <input type="button" value="submit" class="icon-item" id="button-rt">
  </form>
</div>
<div id="book-cover">
  <br><br><br><br>
  <p ><h1 id="thy1" class="cheading"></h1></p>
  <br>
  <br>
  <br>

```

```

<br>
<br>
<br><br><br><br><br><br><br><br><br><br><br>
<p id="thy2" class="struct"></p>
<p id="thy3" class="struct"></p>
<p id="thy4" class="struct"></p>
<p id="thy5" class="struct"></p>
</div>
<script>
  const txt1 = document.getElementById('bac-1');
  const txt2 = document.getElementById('bac-2');
  const txt3 = document.getElementById('bac-3');
  const txt4 = document.getElementById('bac-4');
  const txt5 = document.getElementById('bac-5');
  const btn1 = document.getElementById('button-rt');
  const out1 = document.getElementById('thy1');
  const out2 = document.getElementById('thy2');
  const out3 = document.getElementById('thy3');
  const out4 = document.getElementById('thy4');
  const out5 = document.getElementById('thy5');

  function fun1(){
    out1.innerHTML =txt1.value;

  }
  function fun2(){
    out2.innerHTML =txt2.value;

  }
  function fun3(){
    out3.innerHTML =txt3.value;

```

```
}  
function fun4(){  
    out4.innerHTML =txt4.value;
```

```
}  
function fun5(){  
    out5.innerHTML =txt5.value;
```

```
}  
btn1.addEventListener('click',fun1);  
btn1.addEventListener('click',fun2);  
btn1.addEventListener('click',fun3);  
btn1.addEventListener('click',fun4);  
btn1.addEventListener('click',fun5);
```

```
</script>
```

```
</main>
```

```
</body>
```

```
</html>
```

Customization.css

```
*{  
    padding:0%;
```

```
}  
body{
```



```

background: linear-gradient(to bottom,rgb(218, 182, 182),rgb(111, 159, 199),rgb(197,
145, 145),rgb(209, 175, 175),rgb(119, 119, 164),rgb(128, 128, 88));

}
#heading{
display: flex;
align-items: center;
justify-content: center;
background: linear-gradient(to right , rgb(115, 53, 53) ,rgb(29, 44, 37));
color: rgb(18, 228, 228);
font-family: 'Macondo', cursive;

}
#iconsit{
display: flex;
justify-content: center;
align-items: center;
justify-content: space-around;
}
ul{
list-style-type: none;
}
.icons{
width: 4cm;
margin: 0.5em;
background-color: rgb(8, 141, 153);
height: 30px;
border: 2px solid red;
padding-right: 5px;
cursor: pointer;
color: rgb(74, 72, 77);
border-radius: 9%;
text-align: center;
box-shadow: inset 0 0 0 0 rgb(5, 5, 222);
transition: ease-out 0.3s;

```

```

}
.icons:hover{
  box-shadow: inset 150px 0 0 0 rgb(100, 96, 100);
  color: rgb(32, 251, 8);
  border-color: brown;
}
#book-cover{
  background: linear-gradient(to bottom,rgb(229, 96, 24),rgb(195, 121, 43),rgb(197,
157, 93));

  max-width: 25%;
  padding-left: 2%;
  padding-right: 2%;
  height: 600px;
  margin-left: 2%;

}
.text-input{
  float: right;
  padding-right: 10%;
}
input[type="text"]{
  margin-top: 30px;
  height: 45px;
  width: 400px;
  font-size: 18px;
  margin-bottom: 20px;
  background-color: #fff;
  padding-left: 40px;

}
.input-ert::before{

```

```
font-family: "FontAwesome";
padding-left: 07px;
padding-top: 40px;
position: absolute;
font-size: 35px;
color: #2980b9;
}
```

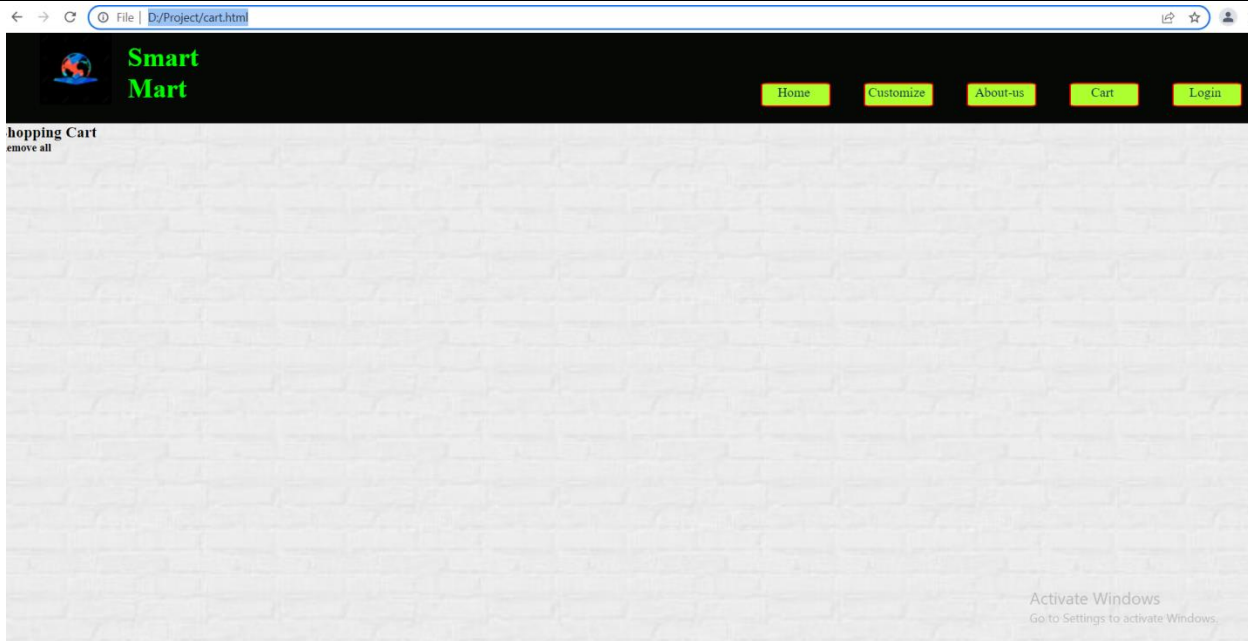
```
#telephone{
float: right;
}
```

```
.cheading{
text-align: center;
color: black;
font-family: 'Akshar', serif;
text-decoration: wavy;
letter-spacing: 3px;
}
```

```
.struct{
font-family: sans-serif;
justify-content: flex-start;
}
```

```
#thy3{
text-align: left;
}
```

Cart.html



```
<!DOCTYPE html>
```

```
<html>
```

```
<head>
```

```
    <title>Shopping Cart</title>
```

```
    <link rel="stylesheet" type="text/css" href="cart.css">
```

```
    <link rel="stylesheet" href="home.css" type="text/css">
```

```
</head>
```

```
<body>
```

```
  <header class="topper">
```

```
    <h1>Smart Mart</h1>
```

```
    <div class="icons" >
```

```
      <nav >
```

```
        <div class="navbar-item">
```

```
          <a href="logout.php"><div class="icon-item">Logout</div></a>
```

```
          <a href="cart.html"><div class="icon-item">Cart</div></a>
```

```
<a href="about.html"><div class="icon-item">Books</div></a>
<a href="customization.html"><div class="icon-item">Customize</div></a>>
<a href="home.php"><div class="icon-item">Home</div>
</div>
</nav>
</div>
</header>
<!-- -->
<script src="cart.js"></script>
```

```
<div class="Cart-Container">
<div class="Header">
<h3 class="Heading">Shopping Cart</h3>
<h5 class="Action">Remove all</h5>
<table id="display">
<tr>
<th></th>
<th></th>
<th></th>
</tr>
<tr>
<th></th>
<th></th>
<th></th>
</tr>
<tr>
<th></th>
<th></th>
<th></th>
</tr>
<tr>
<th></th>
<th></th>
<th></th>
</tr>
```

```
</table>
<br>

<br><br><br><br><br><br><br><br><br><br><br><br><br><br><br><br><br><br><br>
<br><br><br><br><br><br><br><br><br><br><br><br><br><br><br><br><br><br><br><br>
<br><br><br><br><br><br><br><br><br><br><br>
  </div>
</div>
</body>
```

Cart.css

```
.Cart-Container{
width: 70%;
height: 85%;
background-color: #ffffff;
border-radius: 20px;
box-shadow: 0px 25px 40px #1687d933;
}
.Header{
margin: auto;
width: 90%;
height: 15%;
display: flex;
justify-content: space-between;
align-items: center;
}
.Heading{
font-size: 20px;
font-family: 'Open Sans';
font-weight: 700;
color: #2F3841;
}
```

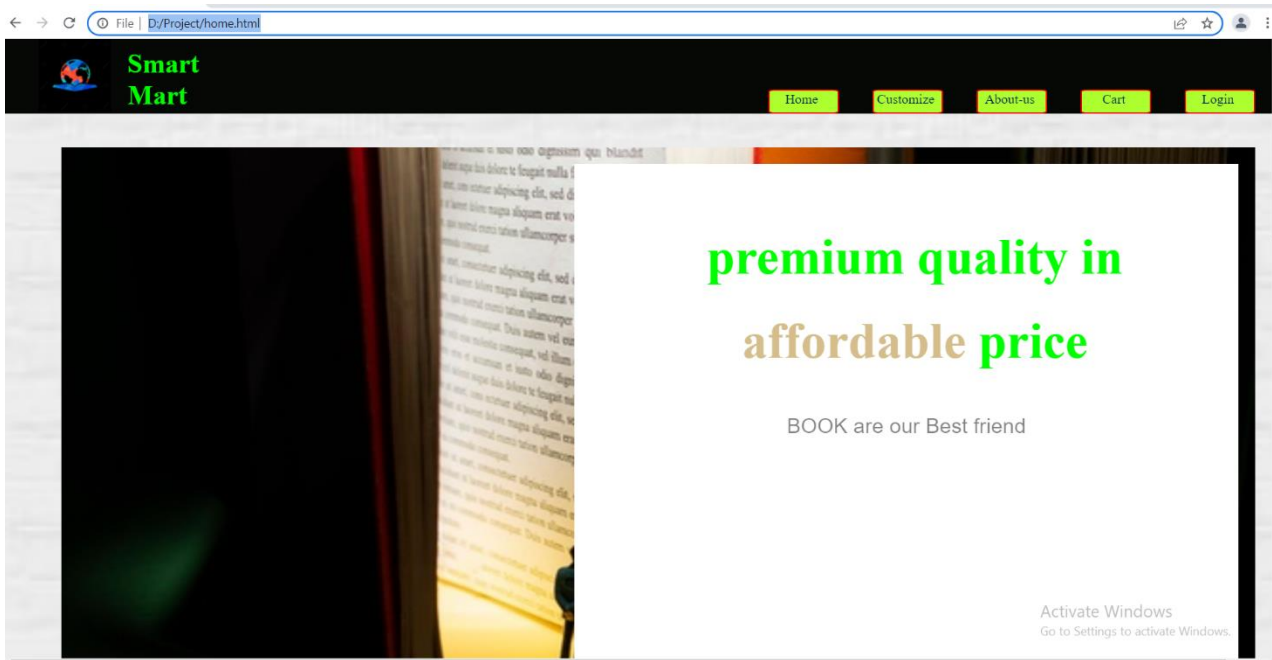
```
.Action{
font-size: 14px;
font-family: 'Open Sans';
font-weight: 600;
color: #E44C4C;
cursor: pointer;
border-bottom: 1px solid #E44C4C;
text-align: end;
}
```

```
#iconsit{
display: flex;
justify-content: center;
align-items: center;
justify-content: space-around;
}
```

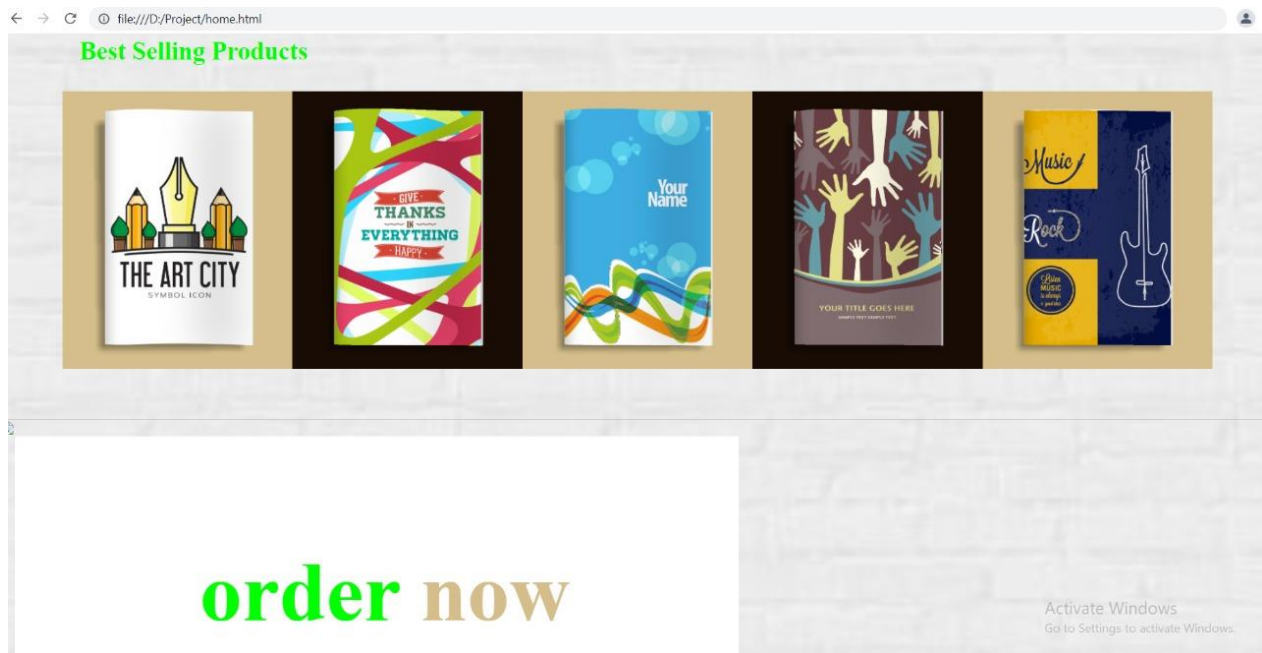
INPUT & OUTPUT
SCREEN

#Home Page

After Googling our site the first page every user will see



e.



#customization Page

The screenshot shows a web browser window with the address bar displaying 'localhost/project/customization.html'. The page title is 'CUSTOMIZE YOUR CREATION'. The page features a navigation bar with 'Home', 'About', 'Contact', and 'Logout' buttons. The main content area is divided into two columns. The left column has a large orange box with the text 'GS College of Commerce and Economics' and contact information: 'Mathematics', '09579906658', 'Gs college of commerce', 'House 296 nurssery colony sakoli bhandara', and 'Maharashtra'. The right column contains a form with the following fields: 'GS College of Commerce and Economics', 'Mathematics', 'Phone Number' (with the value '09579906658'), 'Gs college of commerce', and 'House 296 nurssery colony sakoli bhandara'. A 'submit' button is located at the bottom of the form.

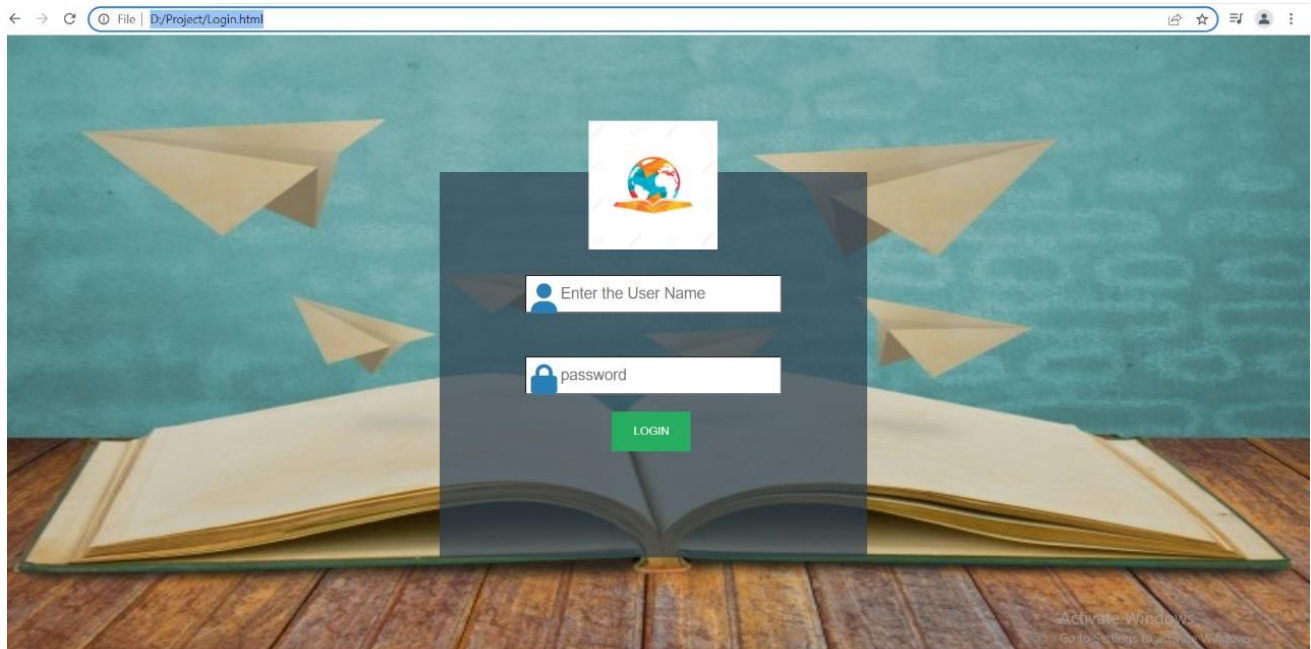
#Registration Page

After entering into homepage the user have to register themself by this registration Page

The screenshot shows a web browser window with the address bar displaying 'localhost/project/registration.php'. The page features a 'Signup' form with two input fields, a 'Signup' button, and a 'Click to Login' link. The background is a light gray brick pattern. In the bottom right corner, there is a watermark that says 'Activate Windows Go to Settings to activate Windows.'

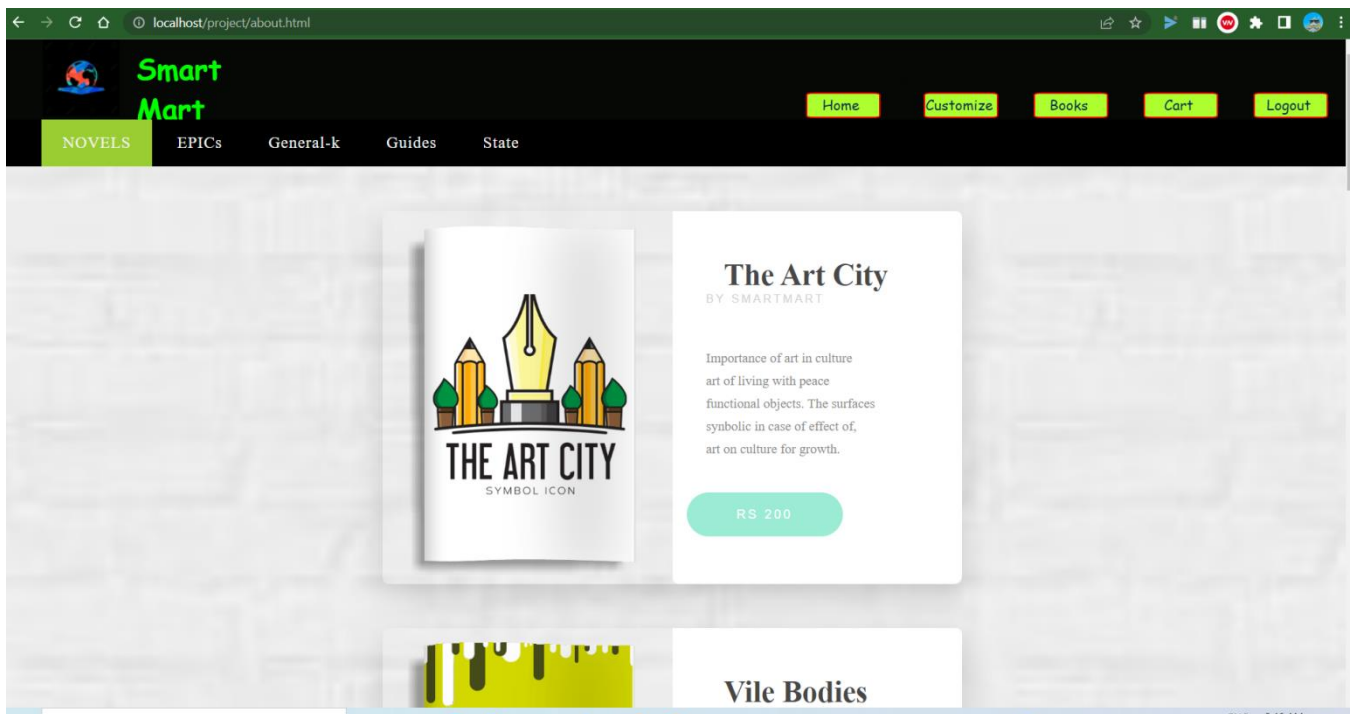
#Login Page

The page where you can log in & out frequently from the website



#Novel Page

The page where user will see a wide range of books or can search of their choice



Epic page

The screenshot shows a web browser displaying the 'Epic page' on the Smart Mart website. The browser's address bar shows 'localhost/project/epic.html'. The website's header features the 'Smart Mart' logo and navigation links: 'Home', 'Customize', 'Books', 'Cart', and 'Logout'. Below the header, there are category tabs: 'NOVELS', 'EPICs', 'General-k', 'Guides', and 'State'. The 'EPICs' tab is selected. The main content area displays a book titled 'Ramayana' by Smart Mart. The book cover features a colorful illustration of Lord Rama, Sita, and Lakshmana. The text on the right side of the book card reads: 'Ramayana BY SMARTMART', 'story of lord ram travelling through jounney with brother lakhaman and wife sita', and 'RS200'. Below this, a partially visible book card for 'The Religious' by Dominic Green is shown. The Windows taskbar at the bottom indicates the system time as 9:48 AM on 5/19/2022, with a temperature of 33°C and a 'Haze' weather condition.

General-k page

The screenshot shows a web browser displaying the 'General-k page' on the Smart Mart website. The browser's address bar shows 'localhost/project/generak-k.html'. The website's header features the 'Smart Mart' logo and navigation links: 'Home', 'Customize', 'Books', 'Cart', and 'Logout'. Below the header, there are category tabs: 'NOVELS', 'EPICs', 'General-k', 'Guides', and 'State'. The 'General-k' tab is selected. The main content area displays a book titled 'Oswal GK' by Oswal. The book cover features a colorful illustration of a globe and various landmarks. The text on the right side of the book card reads: 'Oswal GK BY OSWAL', 'General knowledge', and 'RS 600'. Below this, a partially visible book card for 'Lucent's General' is shown. The Windows taskbar at the bottom indicates the system time as 9:48 AM on 5/19/2022, with a temperature of 33°C and a 'Haze' weather condition.

Guides page

localhost/project/guides.html

Smart Mart

NOVELS EPICs General-k **Guides** State

Home Customize Books Cart Logout

Full Marks Science
BY SMARTMART

Guides for Science
Questions for physics and Chemistry

RS 350

ALL in One

State page

localhost/project/state.html

Smart Mart

NOVELS EPICs General-k Guides **State**

Home Customize Books Cart Logout

Lokbharti Hindi
BY BALBHARTI

Book of 9th

RS 500

Accountancy

PHP connections

Server: 127.0.0.1 - Database: login-registration shourya - Table: loginform

Table structure | Relation view

#	Name	Type	Collation	Attributes	Null	Default	Comments	Extra	Action
1	id	int(11)			No	None			Change Drop More
2	username	varchar(50)	utf8mb4_general_ci		No	None			Change Drop More
3	password	varchar(50)	utf8mb4_general_ci		No	None			Change Drop More

Indexes

Action	Keyname	Type	Unique	Packed	Column	Cardinality	Collation	Null	Comment
Edit Rename Drop	PRIMARY	BTREE	Yes	No	id	0	A	No	

Create an index on 1 columns Go

PHP table

Server: 127.0.0.1 - Database: logindatabase

Filters

Containing the word:

Table	Action	Rows	Type	Collation	Size	Overhead
users	Browse Structure Search Insert Empty Drop	3	InnoDB	utf8mb4_general_ci	64.0 KiB	-
1 table	Sum	3	InnoDB	utf8mb4_general_ci	64.0 KiB	0 B

Create table

Name: Number of columns: 4

Go

TESTING
AND
VALIDATION

- **TESTING**

Testing is vital to success off system. System testing makes a logical assumption that if all the parts of system are correct, the goal will be successfully achieved. Inadequate testing or non-testing leads to error that may not appear.

This create two problems:-

- The time lag between the cause and the appearance of the problem (the longer the time interval, the more complicated the problems has became)
- The effect of system error on files and record within the system. A small system error can conceivably explode into much larger problem.

Effective testing early in the process translates directly into long term cost saving from a reduced number of errors. The best program is worthless if it does not meet user needs.

-: TYPES OF TESTINT :-

- **Alpha Testing:-**

It is the most common type of testing used in the software industry. The objective of this testing is to identify all possible issues or defects before releasing it into the market for the users. Alpha Testing is carried out at the end of the software development phase but, before the Beta Testing. Still, minor design changes may be made as a result of such testing. Alpha Testing is conducted at the developer's site, In-house virtual user environment can be created for this type of testing.

- **Beta Testing:-**

Beta Testing is a formal type of Software Testing which is carried out by the customer. It is performed in the Real Environment before releasing the product to the market for the actual end-user. Beta Testing is successful when the customer accepts the software.

- **Back-end testing:-**

Whenever an input or data is entered on front-end application, it stores in database and the testing of such database is known as Database Testing or Backend Testing. Database Testing involves testing of table structure, stored procedure, data-structure and so on. Testers are directly connected to the database with proper access and testers can easily verify data by running a few queries on the database.

- **Accessible Testing:-**

Accessibility testing is determined that the website is accessible via through internet.

- **VALIDATION**

- System Validation is a set of actions used to check the compliance of any element (a system element, a system, a document, a service, a task, a system requirement, etc.) with its purpose and functions.
- These actions are planned and carried out throughout the life cycle of the system. The validation process is performed in parallel with the system definition and system realization processes and applies to any activity and product resulting from this activity.
- The validation process is not limited to a phase at the end of system development, but generally occurs at the end of a set of life cycle tasks or activities, and always at the end of each milestone of a development project.
- Validation is a generic term that needs to be initiated within the context it occurs. When understood as a process, validation is a transverse activity to every life cycle stage of the system, the validation process is performed in parallel with the system definition and system realization process and applies to any activity and product resulting from this activity.

SYSTEM

SECURITY MEASURES

- **SECURITY MEASURES**

- System security refers to the technical innovation and procedures applied to the hardware and operating system to protect against deliberate or accidental damage for a defined threat.
- Data security is the protection of data from loss, disclosure, modification and destruction.
- Privacy defines the rights of the user or organization to
- Determine what information they are willing to share with or access from others and how the organization can be protected against unwelcome, unfair, or excessive dissemination of information about it.
- The controls are classified into three general categories:-
 - Database integrity through data validation techniques.
 - Control measure through password, encryption, and monitoring users on a regular basis.
 - Physical security from fire, flood, and other physical damage.

IMPLEMENTATION,
EVALUATION
AND
MAINTENANCE

- **IMPLEMENTATION:-**

Implementation is carrying out, execution or practice of a plan, a method or any design, idea, model, specification, standard or policy for doing something. As such, implementation is the action that must follow any preliminary thinking in order for something to actually happen.

In an Information technology (IT) context, software or hardware implementation encompasses all the post-sale processes involved in something operating properly in its environment, including analyzing requirements, installation, configuration, customization, running, testing, system integrations, user training, delivery and making necessary changes. Here we have made a new and a better system which generally focuses on the customer satisfaction, security. We have also implemented the feedback option, so that we can easily find out the customer emotion and satisfaction.

- **EVALUATION:-**

Evaluation is a process that critically examines a program. It involves collecting and analyzing information about a program activities, characteristics and outcomes. Its purpose is to make judgement about the program to improve its effectiveness and to improve programming decisions.

As our SMARTMART includes a delivery option which rely on urban transportation to alleviate customer's burden of travelling in highly dense cities. As new business models, such services exploit user-generated contents to promote collaborative collection among its members. Evaluations also feed lessons learned into the decision-making process of the project stakeholders.

- **MAINTENANCE**

Maintenance means restoring something to its original condition. Unlike hardware, However software does not wear out like a piece of hardware, it eventually fails to perform because of cumulative maintenance.

Corrective maintenance means repairing processing or performance failure or making changes because of previously uncorrected problems or false assumption. Adaptive maintenance means changing the program function. Perfective maintenance means enhancing the performance or modifying the program to respond to user additional or changes needed. It covers wide range of activities including correcting coding and design error's, Update documentation and test data and upgrading users support.

-: FUTURE SCOPE:-

#Future Scope of Project

Currently our project SMARTMART is a shopping website where user can customize as well as buy books online. By default the payment method is Cash on delivery & Net Banking in future we will be adding the UPI Payment option to be more user friendly & run with time.

In future we will be adding more books and provide a widest range of books of each & every interest of users, plus more features and facilities to our website for user convenience

Will also implement the suggestions and feedbacks receiving at our website. Our aim is to provide a user the most we can to grow more interest in books, not just what they like and usually read but some new ones also to widen their knowledge

As well as in upcoming times we will add another feature of Audio-Books which they can actually listen and understand better, while doing multiple works like riding bicycle, travelling in a bus or train, etc.

More options on customization option to change color of font change background.

SUGGESTIONS

&

CONCLUSION

#Conclusion

We have designed this website using HTML and CSS, which is helpful to create an attractive website. Various tags has been used will give attractive look to the website

As our platform is an online platform which anyone can access from anywhere in the world just by a mobile phone or PC with a good network connection so has many advantages compared to physical stores who provide this kind of platform. By online mode it saves the time & also avoids the problem of unavailability of books.

It is efficient in maintaining records as well as future operations. The positives include easy access for everyone and cheaper books along with saving natural resources. The negatives however are much greater and cannot be ignored, Some of the negatives include the loss of jobs and businesses through the digitalization of books, the loom thread of Google books, as well as losing a sense of past

In future we will also be including the option of e-book and audio-books which can be very helpful for the youth or can say E-Generation which performs it's mostly works by online mode instead of physically. Books have played such a large role in human history that it is bittersweet to be replacing them

Our website also has some pros and cons which we will update as per the feedback of users.

BIBLIOGRAPHY

&

PERFERENCES

#Reference

- www.google.com
- www.w3school.com
- www.bootstrap.com
- www.fontawesome.com
- www.wikipedia.com
- www.youtube.com
- [PHP & MYSQL-Novice to Ninja](#)
- [Learning web design- by Jeniffer Robbins](#)
- [CSS Pocket Reference- by Gric A. Meyer](#)
- [Get Coding-by Young Rewired State](#)
- [A Smarter way to learn HTML & CSS-by Mark Myers](#)