

**A  
PROJECT  
ON  
“Online Learning System”**

**Submitted to**

**Shiksha Mandal's  
G. S. COLLEGE OF COMMERCE & ECONOMICS, NAGPUR  
(AUTONOMOUS)  
In the Partial Fulfillment of**

**B.Com. (Computer Application) Final Year**

**Submitted by**

**Mayuri Hari Raut  
Yash Jugalkishor Paigwar**

**Under the Guidance of**

**Pravin J. Yadao**



**Shiksha Mandal's  
G. S. COLLEGE OF COMMERCE & ECONOMICS, NAGPUR  
(AUTONOMOUS)  
2021-2022**

Shiksha Mandal's  
**G. S. COLLEGE OF COMMERCE & ECONOMICS,  
NAGPUR  
(AUTONOMOUS)**

**CERTIFICATE**

**(2021 - 2022)**

**This is to certify that Miss Mayuri Hari Raut and Mr. Yash Jugalkishor Paigwar has completed their project on the topic of "Online Learning System" prescribed by G. S. College of Commerce & Economics, Nagpur (Autonomous) for B.Com. (Computer Application) – Semester-VI.**

**Date:**

**Place: Nagpur**

**Pravin J. Yadao**

**Project Guide**

**External Examiner**

**Internal Examiner**

# ACKNOWLEDGEMENT

We take this opportunity to express our deep gratitude and whole hearted thanks to project guide Prof. Pravin Yadao, Coordinator for his guidance throughout this work. We are very much thankful to him for his constant encouragement, support and kindness.

We are also grateful to our teachers Prof. Rahul Tiwari, Prof. Sushma Gawande, Prof. Preeti Rangari, Prof. Prajkta Deshpande and Prof. Haresh Naringe for their encouragement, help and support from time to time.

We also wish to express our sincere thanks to Principal Dr. N. Y. Khandait for providing us wide range of opportunities, facilities and inspiration to gather professional knowledge and material without which this project could not have been completed.

Mayuri Hari Raut

Yash Jugalkishor Paigwar

Date:

Place: Nagpur

# DECLARATION

We **Mayuri Raut and Yash Paigwar** hereby honestly declare that the work entitled “**ONLINE LEARNING SYSTEM**” submitted by us at G. S. College of Commerce & Economics, Nagpur (Autonomous) in partial fulfillment of requirement for the award of B.Com. (Computer Application) degree by Rashtrasant Tukadoji Maharaj, Nagpur University, Nagpur has not been submitted elsewhere for the award of any degree, during the academic session 2021-2022.

The project has been developed and completed by us independently under the supervision of the subject teacher and project guide.

Mayuri Hari Raut

Yash Jugalkishor Paigwar

Date:

Place: Nagpur

# INDEX

Sr. No.	Particulars	Page No.	Remark	Signature
1.	INTRODUCTION	1-3		
2.	OBJECTIVES	4-6		
3.	PRELIMINARY SYSTEM ANALYSIS 3.1. Preliminary Investigation 3.2. Present System in use 3.3. Flaws of New System 3.4. Need of New System 3.5. Feasibility Study	7-14		
4.	PROJECT CATEGORY	15-17		
5.	SOFTWARE AND HARDWARE REQUIREMENT SPECIFICATIONS	18-19		
6.	DETAILED SYSTEM ANALYSIS 6.1. Data Flow Diagram 6.2. ER Diagram 6.3. Data Tables	20-30		
7.	SYSTEM DESIGN 7.1. Form Design 7.2. Source Code 7.3. Input Output Screen	31-116		
8.	TESTING AND VALIDATION	117-119		
9.	SYSTEM SECURITIES MEASURES	120-121		
10.	IMPLEMENTATION, EVALUATION AND MAINTENANCE	122-124		
11.	FUTURE SCOPE OF PROJECT	125-126		
12.	CONCLUSION	127-128		
13.	BIBLIOGRAPHY	129-130		
14.	APPROVED COPY OF SYNOPSIS	131-133		

# **INTRODUCTION**

## **Introduction**

The “Online Learning System” has been developed to override the problems prevailing in the practicing manual system. This software is supported to eliminate and, in some cases, reduce the hardships faced by the existing system. Moreover, this system is designed for the particular need of the Educational Institutes to carry out operations in smooth and effective manner.

This application helps to reduced error while entering data as much as possible. Online Learning System can lead to error free, secure, reliable and fast management system. It can assist user to concentrate on other activities rather to concentrate on the record keeping. Thus, it will help organization in better utilization of resources.

Every organization, whether big or small, has challenges to overcome and managing the information of TEACHERS, STUDENTS, DEPARTMENT, CLASS, SUBJECT. Online Learning System has different assignment needs; therefore, we design exclusive management system that are adapted to your managerial needs. Online Learning has lots of useful functions for you to use. The system has 3 types of users which are,

- 1.Admin
- 2.Teachers
- 3.Students

**Admin:** The admin is in charge of maintaining important data such as the department, classes, subjects, teachers, students. He/she can add entry like subject, departments, class, etc. He/she can view all the uploaded notes and assignment by teachers.

**Teacher:** Teacher can create his/her class. After creating a class, the teacher can view the students of that particular class. He/she can see their students of that particular class. He/she can upload study material for the class. Teachers can grade students' assignment.

**Student:** Student can sign up. He/she can view their class. He/she can see their classmates. He/she can view evaluation of assignment. He/she can download study material



# **OBJECTIVES**

## **OBJECTIVES:**

Following are the objective of the “Online Learning System”:

- 1. To give the privilege of accessing content anytime:** LMS makes it convenient to give the privilege of accessing the content 24\*7. There might arise a situation where the student will have to go to institute or organization for submitting a assignment but with the help of this application they can submit assignment from their home. They can also download study notes from any where any time according to their convenience.
- 2. To considerably save time, energy and money:** Time, energy and money are three most important elements in our life. Having said this, one of the objective’s of an OLS is to considerably save time, energy and money of both the student as well as the teacher.
- 3. To make the evaluation an easy process:** Teachers can evaluate student’s assignment so that student can not only submit their assignment but also view their grade.
- 4. Secure data management:** This application helps to reduced error while entering data as much as possible. Online Learning System can lead to error free, secure, reliable and fast management system.

**5.Easy to operate:**” Online Learning System” has a GUI (Graphical User Interface) in user-friendly format. So that any user can use the project easily.

**6.Automate Existing System:** The aim is to automate the existing manual system , so that their valuable data/information can be stored for longer period with easy accessing and manipulation of the same.

**PRELIMINARY SYSTEM  
ANALYSIS**

## PRELIMINARY INVESTIGATION

Identification of need is the first step in the System Development Life Cycle (SDLC).

Preliminary investigation is an inquiry or proceeding to determine whether there is sufficient ground to engender a well-founded belief that a crime has been committed and the respondent is probably guilty thereof, and should be held for trial. The user request to change, improve or enhance an existing system. Initial investigation is the way of handling these solutions.

In this process, the development team visit the users and studies their System. They investigate the need for the software of the system by the end of the preliminary investigation. We have made a document that holds the different suggestions and recommendation of the need of the user.

### **Investigate the present system and identify function to be performed:**

At present there are many drawbacks in the existing manual system. So, in this application you can store your data in a systematic manner. And we can easily retrieve it when we want. And there is a less chances of loss of data as compare to manual system.

**Identify the objectives and scope of the new system:**

This system provides accuracy and faster access. The main objective of this system is to manage the data of Classes, Departments, Assignments, Notes, etc. The purpose of this application is to reduce manual work of managing data. For future scope there will be a message function through which student and teacher can message each other.

**Identify problems and suggest few solutions:**

This phase is done to find out the solutions for developing a new system. This can be done by taking an interview of the people working in the organization. They can suggest and recommend ideas for development of new project.

## **PRESENT SYSTEM IN USE**

There is the manual system in the present system for recording data. This system has many drawbacks. In present system all the data are recorded on paper, so there are the large possibilities of errors. And high risk of loss of data. In the existing system student has to submit the hardcopies of their assignments. And it is difficult for teachers to maintain record of all the student assignments. And students have to carry all the notes with to study.

## FLAWS AT PRESENT SYSTEM

The current system is very limited to few resources, in the current system, whole system was maintained with the hands the process of keeping, maintaining and retrieving the information was very lengthy. The record was never used to be in a systematic order.

There are the many flaws in the existing manual system which are as follows:

**1. Time Consuming:** In this system, student submit their assignment to teacher through hard copies. For this they have to go to institution for submitting their assignment.

**2. Chances of loss of data:** In the existing manual system there is a chance of loss of data because all the data are stored in paper, so there is high risk of loss of data.

**3. Prone to error:** There are the major drawbacks in the existing manual system, so there are large possibilities of errors. The data may be incorrect as it consists of paper work.

**4. Laborious:** The existing system is quite laborious as one has to enter same information in many different places.



## NEED OF NEW SYSTEM

As there are many drawbacks in the existing system, to solve these problems we require a application where the data can be record in a systematic way and the process of recording, maintaining and retrieving the information will be easy. And it should be less time consuming. The new system should be partially automated(computerized) .

Following are the point for the need of new system i.e. “Online Learning System”:

- 1.Userfriendly:** This application will be user-friendly as it provides a Graphical User Interface to the user to perform every activity.
- 2.Time Saving:** With the help of this application, you can easily maintain your data in systematic manner. So, it will save your time while retrieving data.
- 3.Assignment:** In the new system student can submit their assignment from anywhere any time. And teacher can grade their assignment. So, it will help to keep accurate record of student assignment.
- 4.Study Material:** Teacher can add downloadable study material for students. And student can download study notes from anywhere.

## **Feasibility Study:**

A feasibility study is an analysis done to determine the viability of a project from an economical, legal, and technical perspective. Simply put, it gives us an insight into whether a project is doable or worth the investment. It helps to determine whether the project is both possible and profitable for the company to undertake. Hence, this study is mandatorily done before technical development and project execution.

### **1. TECHNICAL FEASIBILITY:**

This study takes stock of the technical resources available to undertake a project from an organization's perspective. It includes ensuring that the technical resources are adequate, and the hardware and software requirements are met. Technical feasibility will also include if proven technologies and methodologies exist to support the proposed development. The "Online Learning System" requires xampp server to run on any system.

**2. ECONOMIC FEASIBILITY:** In Economic Feasibility study cost and benefit of the project is analyzed. Means under this feasibility study a detail analysis is carried out what will be cost of the project for development which includes all required cost for final development like hardware and software resource required, design and development cost and operational cost and so on. After that it is analyzed whether project will be beneficial

in terms of finance for organization or not.” Online Learning System” is affordable for all the users.

**BEHAVIOUR FEASIBILITY:**

It is the natural observation. When the new system replaces the existing manual system then what will be the reaction of the users. It is the significant factor to know the reaction of the Students, Teachers and Admin as they are one who can give feedback and judge the working of the new system.

It is checked as to what percentage of Student, Teachers and Admin User support new system or what percentage of them are against it.

# **PROJECT CATEGORY**

# **PROJECT CATEGORY**

## **PLATFORM/LANGUAGES/TOOL USED:**

**Frontend:** HTML, CSS, JavaScript, Bootstrap

**Backend:** PHP, MySQL

## **HTML**

HTML stands for Hyper Text Markup Language. It is used to design web pages using markup language. HTML is the combination of Hypertext and Markup language.

Hypertext defines the link between the web pages. Markup language is used to define the text document within tag which defines the structure of web pages. HTML 5 is the fifth and current version of HTML. It has improved the markup available for documents and has introduced application programming interfaces(API) and Document Object Model(DOM).

## **CSS (CASCADING STYLE SHEET)**

Cascading Style Sheets, fondly referred to as CSS, is a simply designed language intended to simplify the process of making web pages presentable. CSS allows you to apply styles to web pages. More importantly, CSS enables you to do this independent of the HTML that makes up each web page.

## JAVASCRIPT

**JavaScript** is a lightweight, cross-platform, and interpreted scripting language. It is well-known for the development of web pages; many non-browser environments also use it.

JavaScript can be used for **Client-side** developments as well as **Server-side** developments. JavaScript contains a standard library of objects, like **Array**, **Date**, and **Math**, and a core set of language elements like **operators**, **control structures**, and **statements**.

## BOOTSTRAP

Bootstrap is a free and open-source tool collection for creating responsive websites and web applications. It is the most popular HTML, CSS, and JavaScript framework for developing responsive, mobile-first websites. It solves many problems which we had once, one of which is the cross-browser compatibility issue.

## PHP

The term PHP is an acronym for **Hypertext Preprocessor**. It is a server-side scripting language that is used for web development. It can be easily embedded with HTML files. HTML codes can also be written in a PHP file. The PHP codes are executed on the server-side whereas HTML codes are directly executed on the browser.

**SOFTWARE AND HARDWARE  
REQUIREMENT SPECIFICATIONS**

## **HARDWARE**

Hardware is a set of components that make up the material ( physical ) part of a computer, unlike software that refers to logical ( intangible ) components.

### **HARDWARE REQUIRED:**

**1.PROCESSOR: CORE I3 OR HIGHER**

**2.RAM : 4 GB OR HIGHER**

**3.HARD DISK : 500 GB OR HIGHER**

## **SOFTWARE**

Software is a set of instructions, data or programs used to operate computers and execute specific tasks. It is the opposite of hardware, which describes the physical aspects of a computer. Software is a generic term used to refer to applications, scripts and programs that run on a device.

### **SOFTWARE REQUIRED:**

**1.OPERATING SYSTEM: MICROSOFT WINDOW**

**2.FRONT END TOOL : SUBLIME TEXT**

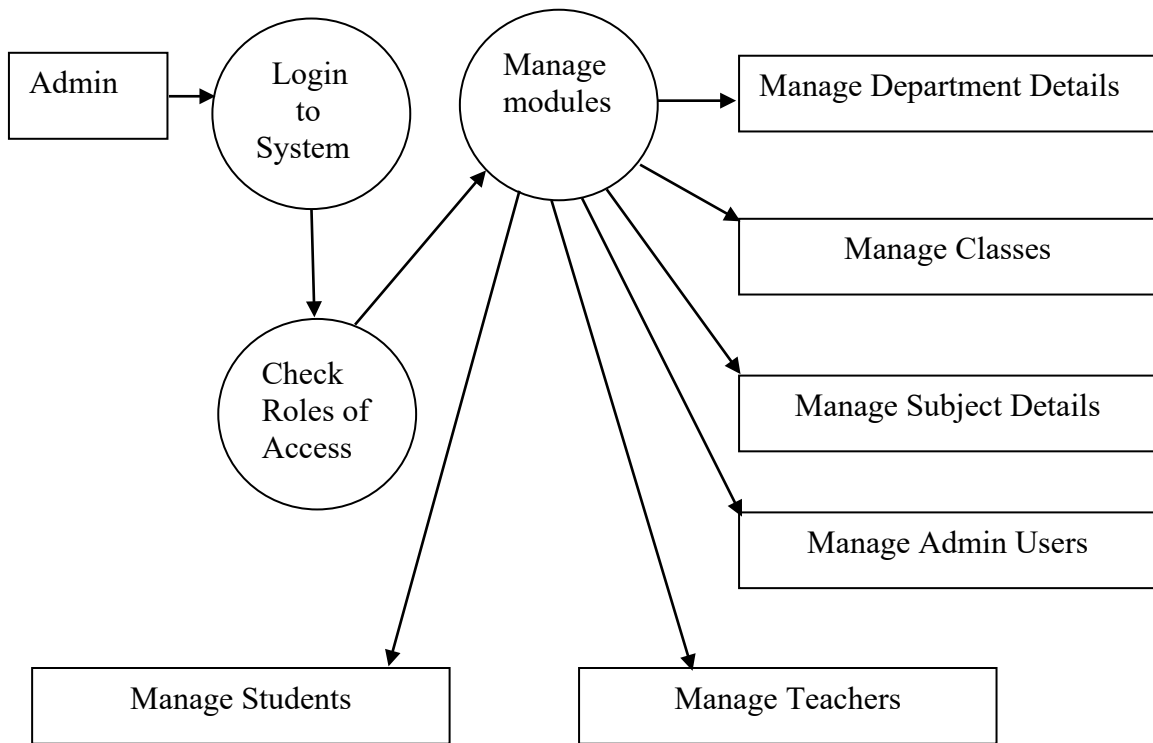
**3.BACKEND TOOL : XAMPP**



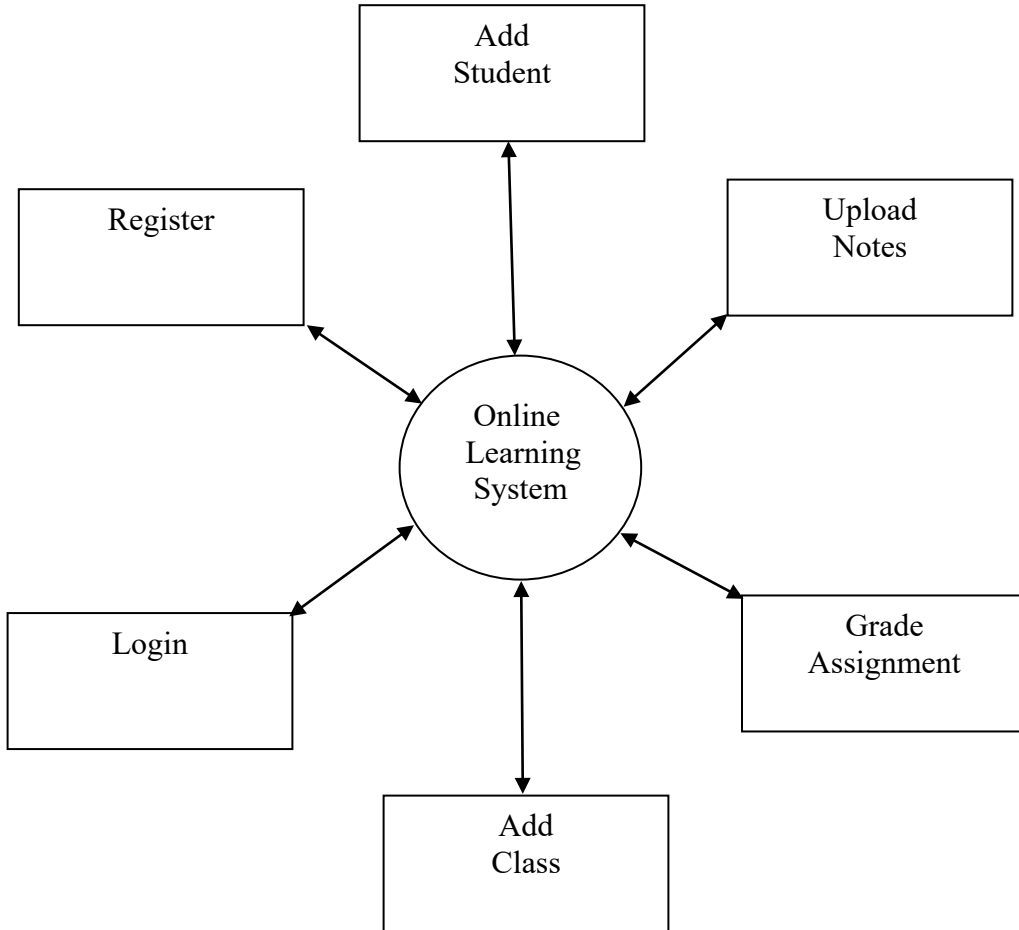
# **DETAILED SYSTEM ANALYSIS**

## DATA FLOW DIAGRAM

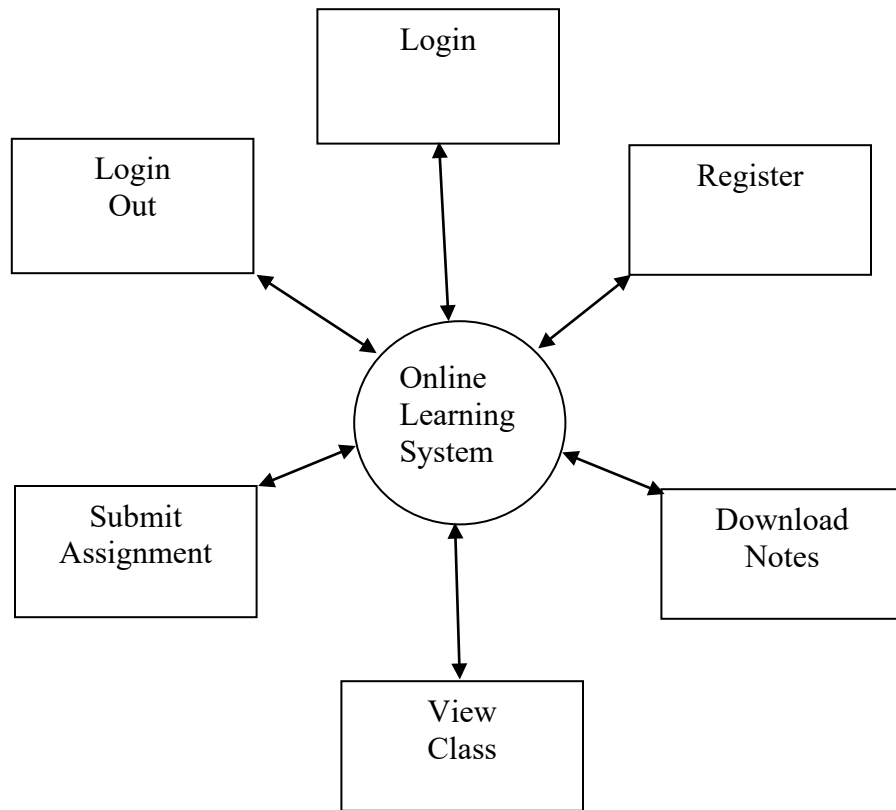
### ADMIN SIDE DFD:



**TEACHER SIDE DFD:**



**STUDENT SIDE DFD:**



## **ER Diagram**

ER Diagram stands for Entity Relationship Diagram, also known as ERD is a Diagram that displays the relationship of entity sets stored in a database. In other words, ER diagrams helps to explain the logical structure of databases. ER diagrams are created based on three basic concepts: entities, attributes and relationships.

What is ER Model?

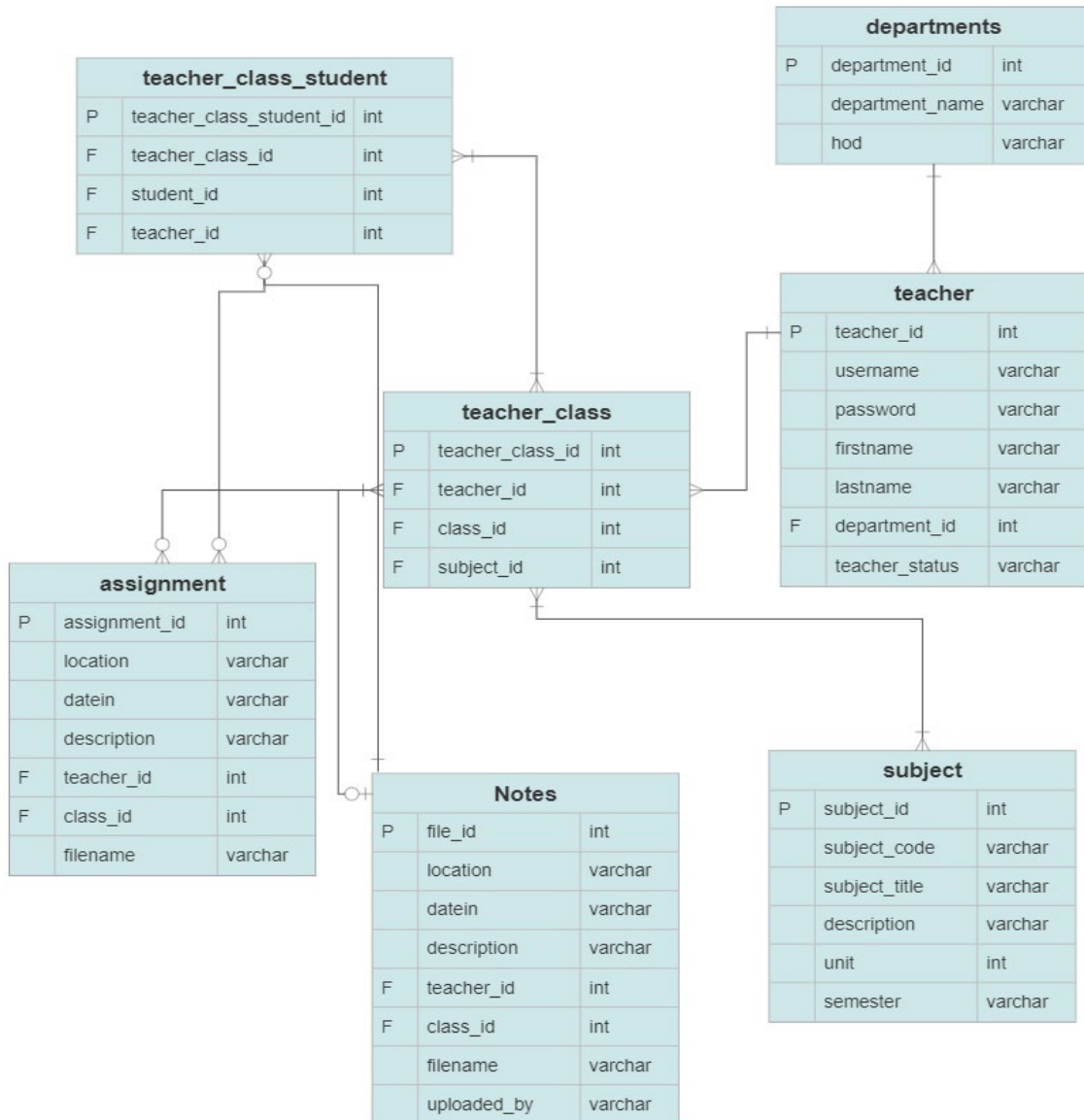
### **Cardinality :**

Define the numerical attributes of the relationship between two entities or entity sets.

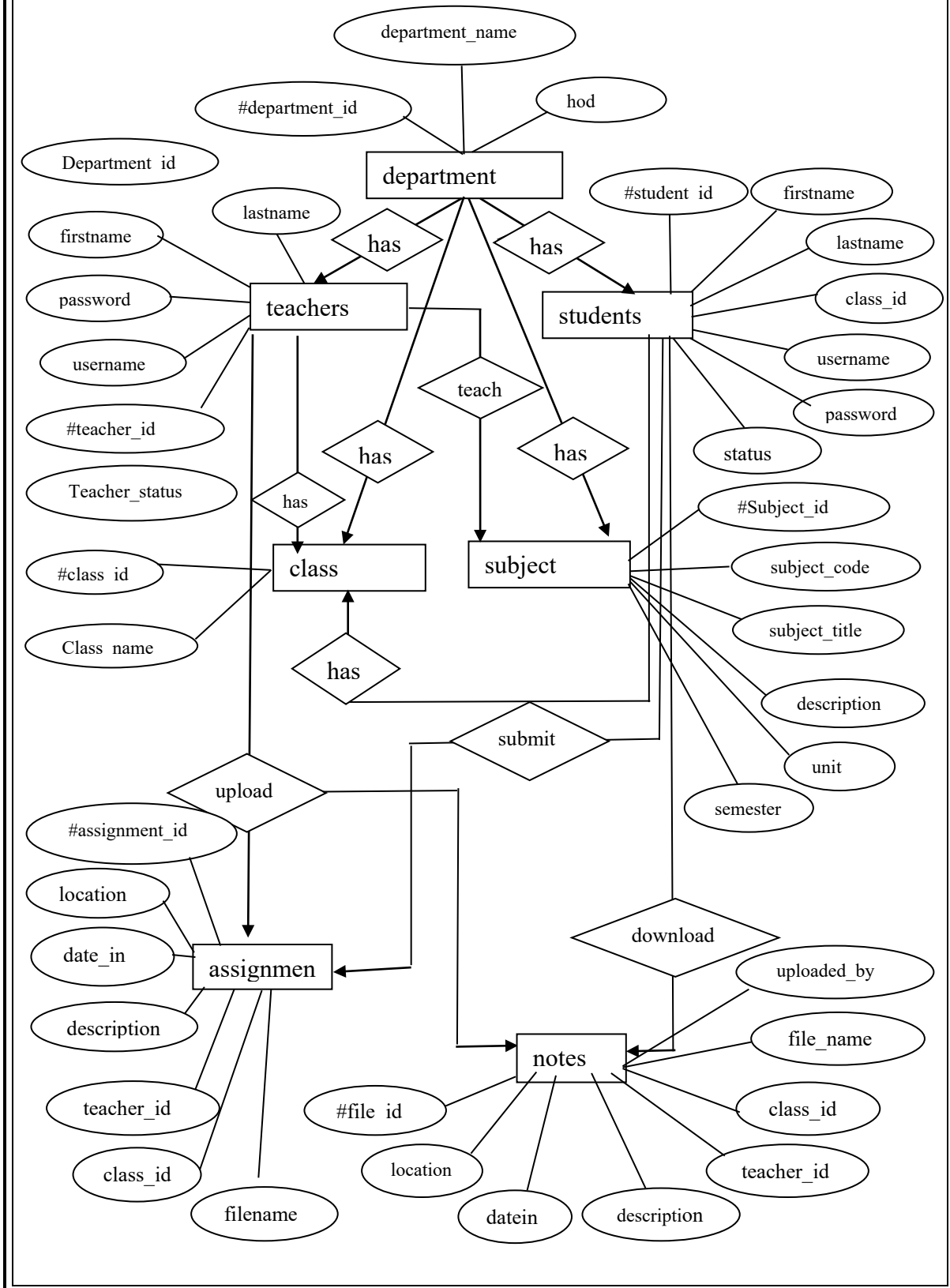
Different types of cardinal relationships are:

1. One-to-One Relationships
2. One-to-Many Relationships
3. Many-to-One Relationships
4. Many-to-Many Relationships

**Entity Relationship Diagram of “Online Learning System”:**



**Entity Relationship Diagram of “Online Learning System”:**



# Data Tables

## 1.Admin Users:

Showing rows 0 - 2 (3 total, Query took 0.0002 seconds.)

```
SELECT * FROM `users`
```

Profiling [ Edit inline ] [ Edit ] [ Explain SQL ] [ Create PHP code ] [ Refresh ]

Show all | Number of rows: 25 | Filter rows: Search this table | Sort by key: None

+ Options

	user_id	username	password	firstname	lastname
<input type="checkbox"/> Edit <input type="checkbox"/> Copy <input type="checkbox"/> Delete	1	admin	admin	admin	admin
<input type="checkbox"/> Edit <input type="checkbox"/> Copy <input type="checkbox"/> Delete	4	mayuri77	1234	Mayuri	Raut

↑  Check all | With selected:  Edit  Copy  Delete  Export

Show all | Number of rows: 25 | Filter rows: Search this table | Sort by key: None

## 2.Department:

Showing rows 0 - 2 (3 total, Query took 0.0003 seconds.)

```
SELECT * FROM `departments`
```

Profiling [ Edit inline ] [ Edit ] [ Explain SQL ] [ Create PHP code ] [ Refresh ]

Show all | Number of rows: 25 | Filter rows: Search this table | Sort by key: None

+ Options

	department_id	department_name	hod
<input type="checkbox"/> Edit <input type="checkbox"/> Copy <input type="checkbox"/> Delete	1	Management Dept	Mr Singh
<input type="checkbox"/> Edit <input type="checkbox"/> Copy <input type="checkbox"/> Delete	2	IT DEPT	Mr Raut
<input type="checkbox"/> Edit <input type="checkbox"/> Copy <input type="checkbox"/> Delete	3	Commerce Department	Mr

↑  Check all | With selected:  Edit  Copy  Delete  Export

Show all | Number of rows: 25 | Filter rows: Search this table | Sort by key: None

## 3.Teachers:

Showing rows 0 - 1 (2 total, Query took 0.0003 seconds.)

```
SELECT * FROM `teacher`
```

Profiling [ Edit inline ] [ Edit ] [ Explain SQL ] [ Create PHP code ] [ Refresh ]

Show all | Number of rows: 25 | Filter rows: Search this table | Sort by key: None

+ Options

	teacher_id	username	password	firstname	lastname	department_id	teacher_status
<input type="checkbox"/> Edit <input type="checkbox"/> Copy <input type="checkbox"/> Delete	1	Harshita Kaithwas	1234	Harshita	Kaithwas	2	Registered
<input type="checkbox"/> Edit <input type="checkbox"/> Copy <input type="checkbox"/> Delete	2	Amruta Lokhande	4321	Amruta	Lokhande	1	Registered

↑  Check all | With selected:  Edit  Copy  Delete  Export

Show all | Number of rows: 25 | Filter rows: Search this table | Sort by key: None



## 4.Students:

Showing rows 0 - 1 (2 total, Query took 0.0003 seconds.)

```
SELECT * FROM `student`
```

Profiling [ Edit inline ] [ Edit ] [ Explain SQL ] [ Create PHP code ] [ Refresh ]

Show all | Number of rows: 25 | Filter rows: Search this table | Sort by key: None

+ Options

	student_id	firstname	lastname	class_id	username	password	status
<input type="checkbox"/>	5	Mayuri	Game	5	22002	1234	Registered
<input type="checkbox"/>	6	Mahima	Dwivedi	6	22001	4321	Registered

Check all | With selected: Edit Copy Delete Export

Show all | Number of rows: 25 | Filter rows: Search this table | Sort by key: None

## 5.Class:

Showing rows 0 - 3 (4 total, Query took 0.0005 seconds.)

```
SELECT * FROM `class`
```

Profiling [ Edit inline ] [ Edit ] [ Explain SQL ] [ Create PHP code ] [ Refresh ]

Show all | Number of rows: 25 | Filter rows: Search this table | Sort by key: None

+ Options

	class_id	class_name
<input type="checkbox"/>	5	BCCA-2
<input type="checkbox"/>	6	BCCA-1
<input type="checkbox"/>	7	B.Com-1
<input type="checkbox"/>	8	BBA-1

Check all | With selected: Edit Copy Delete Export

## 6.Subject:

Showing rows 0 - 4 (5 total, Query took 0.0004 seconds.)

```
SELECT * FROM `subject`
```

Profiling [ Edit inline ] [ Edit ] [ Explain SQL ] [ Create PHP code ] [ Refresh ]

Show all | Number of rows: 25 | Filter rows: Search this table | Sort by key: None

+ Options

	subject_id	subject_code	subject_title	description	unit	semester
<input type="checkbox"/>	2	1001	PHP	xyz	4	2nd
<input type="checkbox"/>	5	1002	JAVA	xyz	4	4th
<input type="checkbox"/>	6	1003	C#	xyz	4	3rd
<input type="checkbox"/>	7	1004	IPA	xyz	4	6th
<input type="checkbox"/>	9	1005	ASP.Net	dfdfgrdfgdf	4	6th

Check all | With selected: Edit Copy Delete Export

Show all | Number of rows: 25 | Filter rows: Search this table | Sort by key: None

## 7. Teacher Class:

Showing rows 0 - 2 (3 total, Query took 0.0002 seconds.)

```
SELECT * FROM `teacher_class`
```

Profiling [ [Edit inline](#) ] [ [Edit](#) ] [ [Explain SQL](#) ] [ [Create PHP code](#) ] [ [Refresh](#) ]

Show all | Number of rows: 25 | Filter rows: Search this table | Sort by key: None

+ Options

	teacher_class_id	teacher_id	class_id	subject_id
<input type="checkbox"/> <a href="#">Edit</a> <a href="#">Copy</a> <a href="#">Delete</a>	3	1	5	5
<input type="checkbox"/> <a href="#">Edit</a> <a href="#">Copy</a> <a href="#">Delete</a>	4	1	6	2
<input type="checkbox"/> <a href="#">Edit</a> <a href="#">Copy</a> <a href="#">Delete</a>	5	2	8	7

Check all | With selected: [Edit](#) [Copy](#) [Delete](#) [Export](#)

Show all | Number of rows: 25 | Filter rows: Search this table | Sort by key: None

## 8. Teacher Class Students:

Showing rows 0 - 3 (4 total, Query took 0.0004 seconds.)

```
SELECT * FROM `teacher_class_student`
```

Profiling [ [Edit inline](#) ] [ [Edit](#) ] [ [Explain SQL](#) ] [ [Create PHP code](#) ] [ [Refresh](#) ]

Show all | Number of rows: 25 | Filter rows: Search this table | Sort by key: None

+ Options

	teacher_class_student_id	teacher_class_id	student_id	teacher_id
<input type="checkbox"/> <a href="#">Edit</a> <a href="#">Copy</a> <a href="#">Delete</a>	1	3	5	1
<input type="checkbox"/> <a href="#">Edit</a> <a href="#">Copy</a> <a href="#">Delete</a>	2	3	6	1
<input type="checkbox"/> <a href="#">Edit</a> <a href="#">Copy</a> <a href="#">Delete</a>	3	5	5	1
<input type="checkbox"/> <a href="#">Edit</a> <a href="#">Copy</a> <a href="#">Delete</a>	4	4	6	1

Check all | With selected: [Edit](#) [Copy](#) [Delete](#) [Export](#)

Show all | Number of rows: 25 | Filter rows: Search this table | Sort by key: None

## 9. Assignment:

Showing rows 0 - 0 (1 total, Query took 0.0005 seconds.)

```
SELECT * FROM `assignment`
```

Profiling [ Edit inline ] [ Edit ] [ Explain SQL ] [ Create PHP code ] [ Refresh ]

Show all | Number of rows: 25 | Filter rows: Search this table

+ Options

	assignment_id	location	datein	description	teacher_id	class_id	filename
<input type="checkbox"/> Edit Copy Delete	2	admin/uploads/8991_File_Assignment.docx	2022-04-12 19:41:30	Assignment Questions	1	3	assignment1

Check all | With selected: Edit Copy Delete Export

Show all | Number of rows: 25 | Filter rows: Search this table

## 10. Student Assignment:

Showing rows 0 - 1 (2 total, Query took 0.0005 seconds.)

```
SELECT * FROM `student_assignment`
```

Profiling [ Edit inline ] [ Edit ] [ Explain SQL ] [ Create PHP code ] [ Refresh ]

Show all | Number of rows: 25 | Filter rows: Search this table | Sort by key: None

+ Options

	student_assignment_id	assignment_id	location	assignment_datein	description	filename	student_id	grade
<input type="checkbox"/> Edit Copy Delete	2	2	admin/uploads/4253_File_Assignment.docx	2022-04-12 22:18:12	assignment	assignment1	5	19
<input type="checkbox"/> Edit Copy Delete	3	2	admin/uploads/9596_File_Assignment.docx	2022-04-13 20:10:44	assignment	Mahima Assignment	6	18

Check all | With selected: Edit Copy Delete Export

Show all | Number of rows: 25 | Filter rows: Search this table | Sort by key: None

## 11. Notes:

Showing rows 0 - 1 (2 total, Query took 0.0003 seconds.)

```
SELECT * FROM `notes`
```

Profiling [ Edit inline ] [ Edit ] [ Explain SQL ] [ Create PHP code ] [ Refresh ]

Show all | Number of rows: 25 | Filter rows: Search this table | Sort by key: None

+ Options

	file_id	location	datein	description	teacher_id	class_id	filename	uploaded_by
<input type="checkbox"/> Edit Copy Delete	2	admin/uploads/5919_File_notes.docx	2022-04-12 17:59:52	rrr	1	3	Assignment	HarshitaKaitwas
<input type="checkbox"/> Edit Copy Delete	3	admin/uploads/3337_File_notes.docx	2022-04-12 17:59:58	rrr	1	3	Assignment	HarshitaKaitwas

Check all | With selected: Edit Copy Delete Export

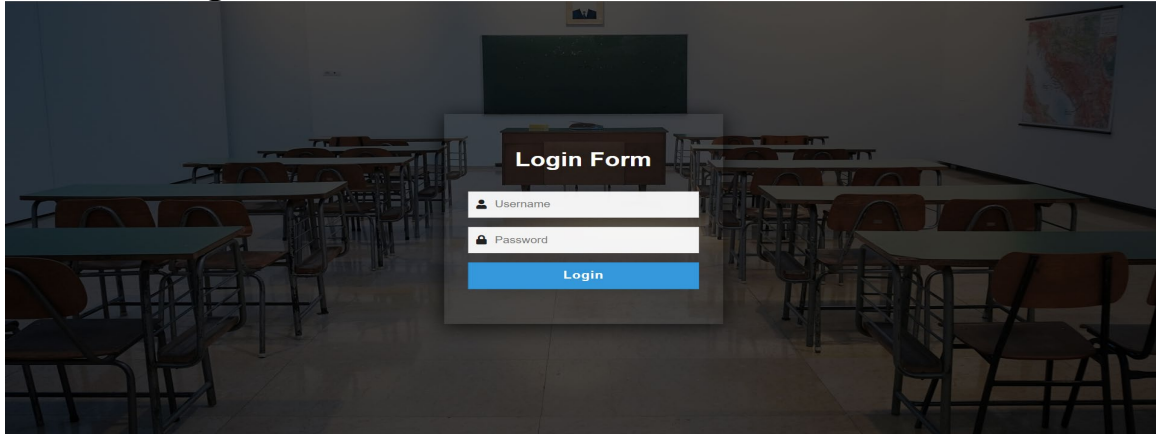
Show all | Number of rows: 25 | Filter rows: Search this table | Sort by key: None

# System Design

## FORM DESIGN

For Admin:

### 1. Admin Login:



### 2. Subject:

A dashboard for managing subjects. On the left is a blue sidebar with navigation links: Subject, Class, Admin Users, Department, Student, Teachers, Notes, and Assignment. The main area has a "Logout" button in the top right and an "Add Subject" button. Below is a table of subjects.

Subject Code	Subject title	Description	Unit	Semester
1001	PHP	xyz	4	2nd
1002	JAVA	xyz	4	4th
1003	C#	xyz	4	3rd
1004	IPA	xyz	4	6th
1005	ASP.Net	dffdfgrdfgdf	4	6th

### 3. Add Subject Form

The "Add Subject" form is shown as a modal window over the subject table. It contains the following fields:

- Subject Code:
- Subject Title:
- No. of Units:
- Semester:
- Description:

Buttons for "Close" and "Add Subject" are at the bottom right of the modal.

## 4.Class:

Logout

Add Class

Class
BCCA-2
BCCA-1
B.Com-1
BBA-1

## 5.Add Class Form:

Logout

Add Class

Add Class

Class

Enter class name

Close Add Class

## 6.Admin Users:

Logout

Add Admin

Username	Firstname	Lastname
admin	admin	admin
mayuri77	Mayuri	Raut

## 7.Add Admin Users Form:

The screenshot shows a web application interface with a sidebar menu on the left containing: Subject, Class, Admin Users, Department, Student, Teachers, Notes, and Assignment. The main content area has a header with an 'Add Admin' button and a 'Logout' button. Below the header is a table of existing admin users:

Username	Firstname	Lastname
admin		admin
mayuri77		Raut

An 'Add Admin' modal form is open in the center, containing the following fields:

- Username: Enter Username
- Password: Enter Password
- Firstname: Enter Firstname
- Lastname: Enter Lastname

Buttons for 'Close' and 'Add Admin' are located at the bottom of the modal.

## 8.Department:

The screenshot shows a web application interface with a sidebar menu on the left containing: Subject, Class, Admin Users, Department, Student, Teachers, Notes, and Assignment. The main content area has a header with an 'Add Department' button and a 'Logout' button. Below the header is a table of existing departments:

Department	Person incharge
Management Dept	Mr Singh
IT DEPT	Mr Raut
Commerce Department	Mr

An 'Add Department' modal form is open in the center, containing the following fields:

- Department: Enter Department
- Person incharge: Enter Department

Buttons for 'Close' and 'Add Department' are located at the bottom of the modal.

## 9.Add Department Form:

The screenshot shows a web application interface with a sidebar menu on the left containing: Subject, Class, Admin Users, Department, Student, Teachers, Notes, and Assignment. The main content area has a header with an 'Add Department' button and a 'Logout' button. Below the header is a table of existing departments:

Department	Person incharge
Management Dept	Mr Singh
IT DEPT	Mr Raut
Commerce Department	Mr

An 'Add Department' modal form is open in the center, containing the following fields:

- Department: Enter Department
- Person incharge: Enter Department

Buttons for 'Close' and 'Add Department' are located at the bottom of the modal.

## 10.Students:

Logout

Add Student

Name	ID Number	Class
Mahima Dwivedi	22001	BCCA-1
Mayuri Game	22002	BCCA-2

## 11.Add Students Form:

Logout

Add Student

Add Student

Class Name

Id Number

Enter Id Number

Firstname

Lastname

Enter Firstname

Enter Lastname

Close Add Student

Name	ID Number	Class
Mahima Dwivedi		BCCA-1
Mayuri Game		BCCA-2

## 12.Teachers:

Logout

Add Teacher

Name	Username
Harshita Kaithwas	Harshita Kaithwas
Amruta Lokhande	Amruta Lokhande



### 13. Add Teachers Form:

Department

Firstname Lastname

Firstname Lastname

Close Add Teacher

### 14. Notes:

Notes

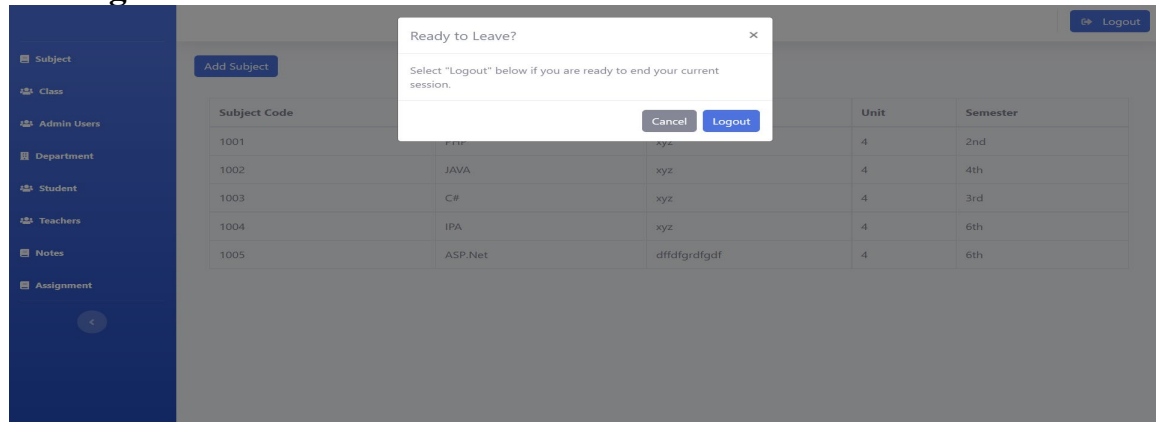
Date Upload	File Name	Description	Upload By	Class
2022-04-12 17:59:52	Assignment	rrr	Harshita Kaithwas	BCCA-2
2022-04-12 17:59:58	Assignment	rrr	Harshita Kaithwas	BCCA-2

### 15. Assignment:

Assignments

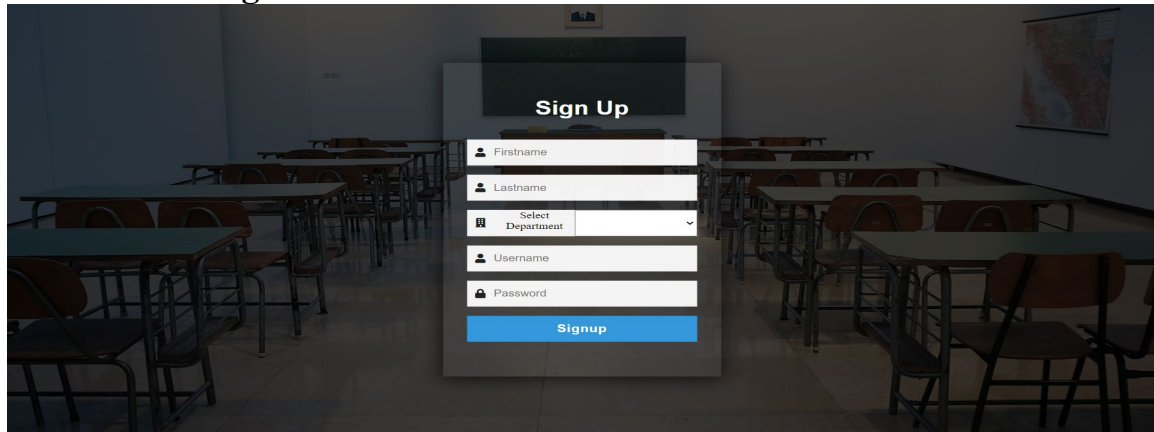
File Name	Description	Date Upload	Upload By	Class
assignment1	Assignment Questions	2022-04-12 19:41:30	Harshita Kaithwas	BCCA-2

## 16. Logout Form:

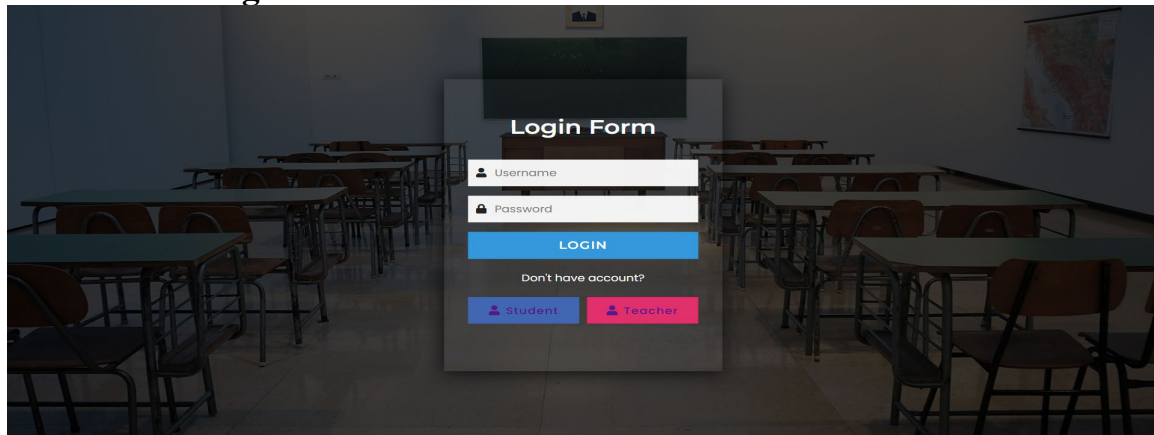


## For Teachers:

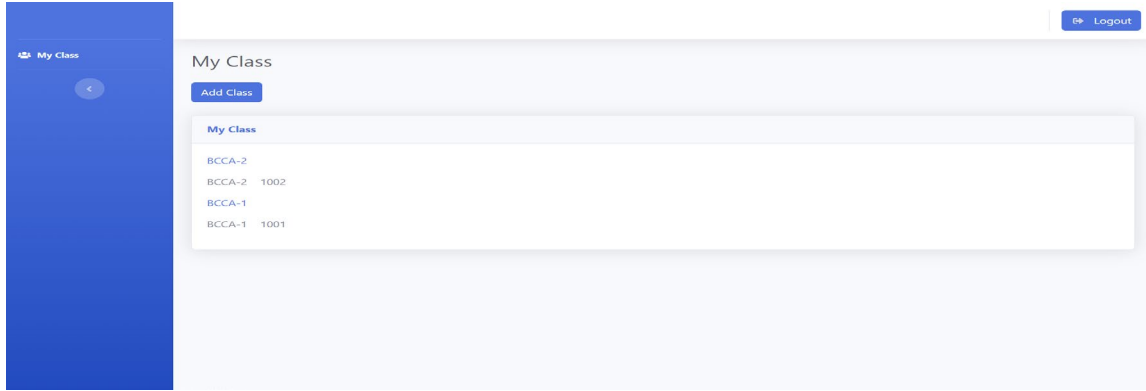
### 1. Teacher's Registration Form:



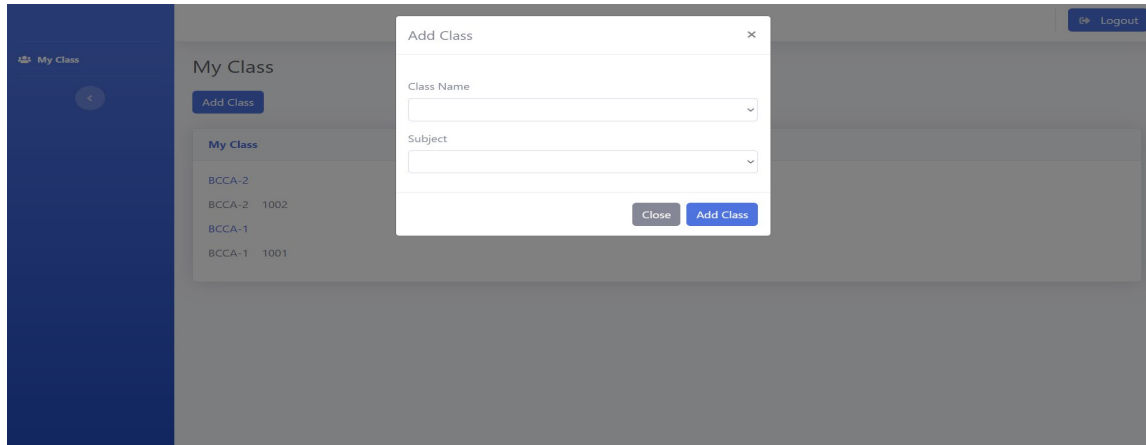
### 2. Teacher's Login Form:



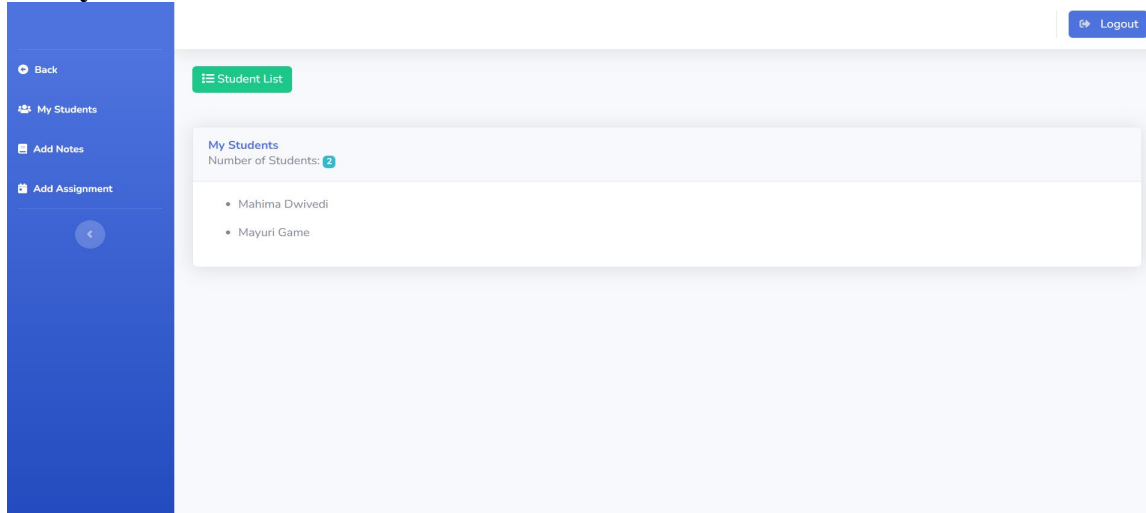
### 3.Home:



### 4.Add Class Form:



### 5. My Students:



## 6. Student List:

My Class

Back Print Student List

My Students

Firstname	Lastname
Mahima	Dwivedi
Mayuri	Game

## 7. Notes:

Logout

Add Notes

Add Notes

BCCA-2 /1002 /Downloadable Materials

Date Upload	File Name	Description	Uploaded by
2022-04-12 17:59:58	Assignment	rrr	HarshitaKaithwas
2022-04-12 17:59:52	Assignment	rrr	HarshitaKaithwas

## 8. Add Notes Form:

Logout

Add Notes

Add Notes

BCCA-2 /1002 /Downloadable Materials

Add Notes

File

Choose File No file chosen

File Name

Enter File Name

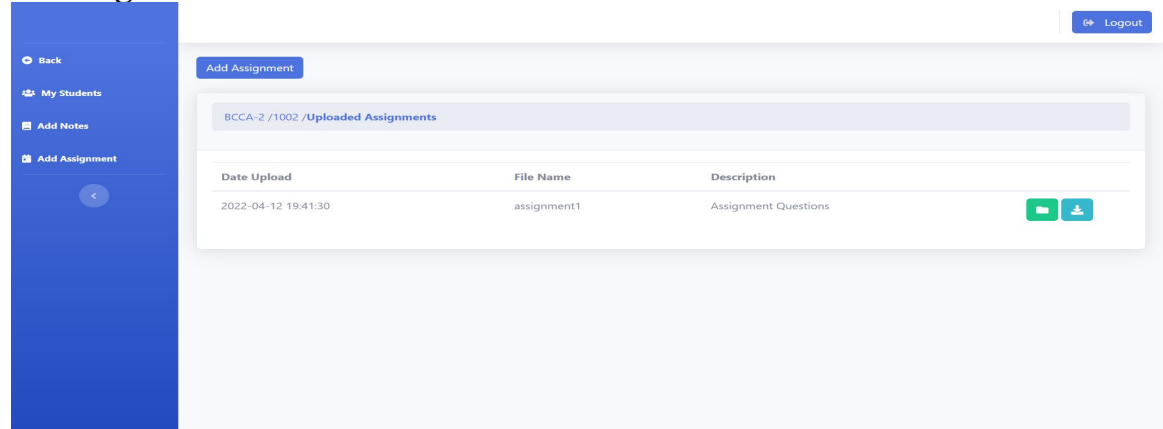
Description

Enter Description

Close Upload

Date Upload	File Name	Description	Uploaded by
2022-04-12 17:59:58	Assignment	rrr	HarshitaKaithwas
2022-04-12 17:59:52	Assignment	rrr	HarshitaKaithwas

## 9. Assignments:

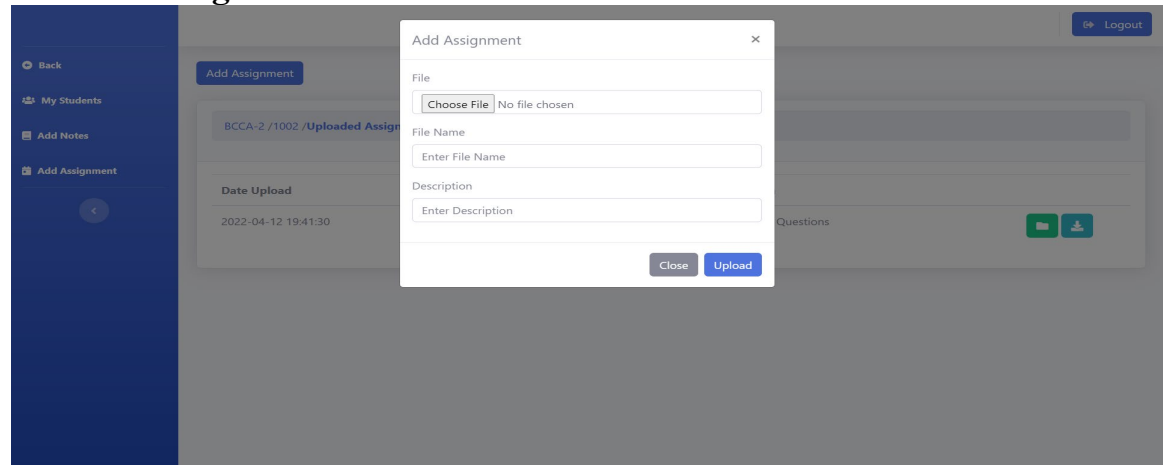


The screenshot shows a web interface for managing assignments. On the left is a blue sidebar with navigation options: Back, My Students, Add Notes, and Add Assignment. The main content area has a 'Logout' button in the top right and an 'Add Assignment' button. Below this is a header for 'BCCA-2 /1002 /Uploaded Assignments' and a table with the following data:

Date Upload	File Name	Description
2022-04-12 19:41:30	assignment1	Assignment Questions

There are green icons for chat and download next to the table row.

## 10. Add Assignment Form:

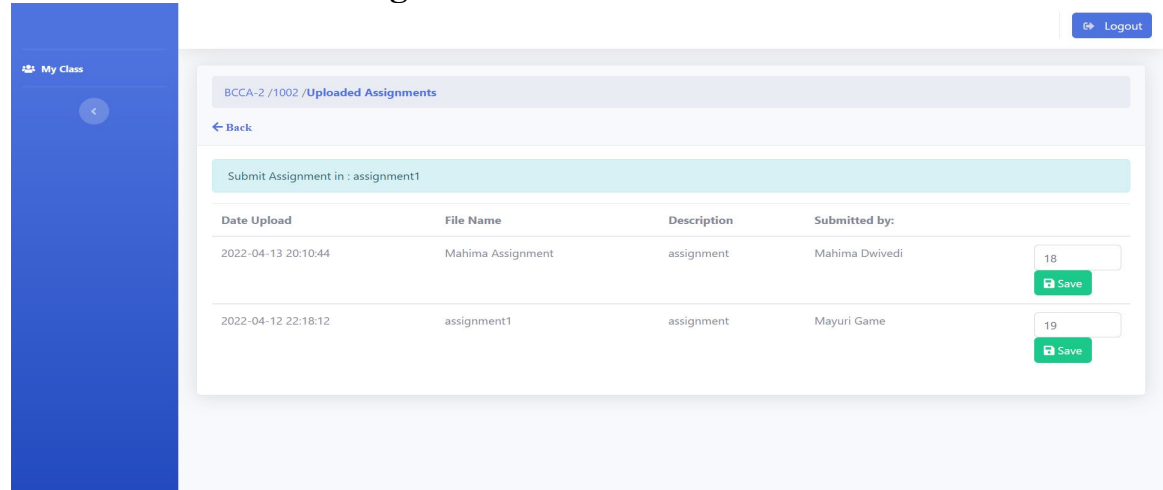


The screenshot shows the 'Add Assignment' modal form overlaid on the main interface. The form contains the following fields:

- File: A 'Choose File' button and the text 'No file chosen'.
- File Name: A text input field with the placeholder 'Enter File Name'.
- Description: A text input field with the placeholder 'Enter Description'.

At the bottom of the modal are 'Close' and 'Upload' buttons.

## 11. View Submitted Assignments:

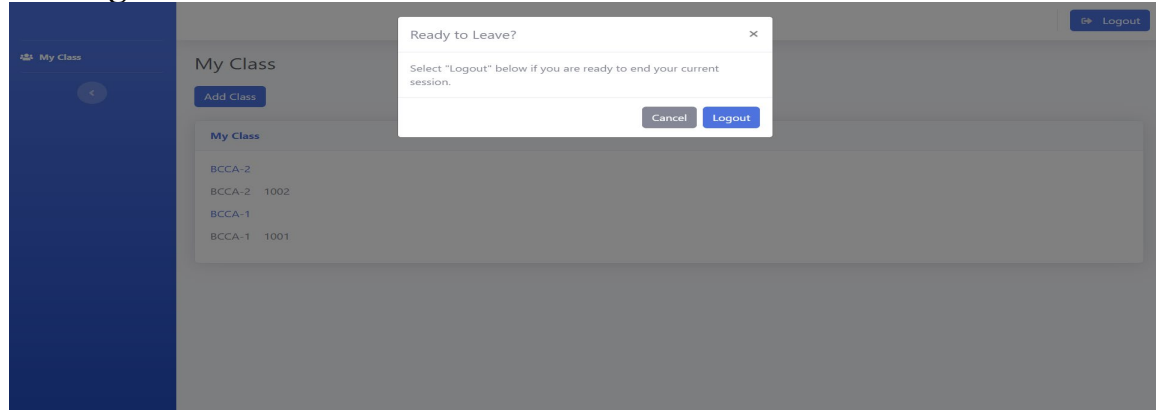


The screenshot shows the 'View Submitted Assignments' page. The sidebar has 'My Class' selected. The main content area has a 'Logout' button and a 'Back' button. Below is a header for 'BCCA-2 /1002 /Uploaded Assignments' and a table with the following data:

Date Upload	File Name	Description	Submitted by:
2022-04-13 20:10:44	Mahima Assignment	assignment	Mahima Dwivedi
2022-04-12 22:18:12	assignment1	assignment	Mayuri Game

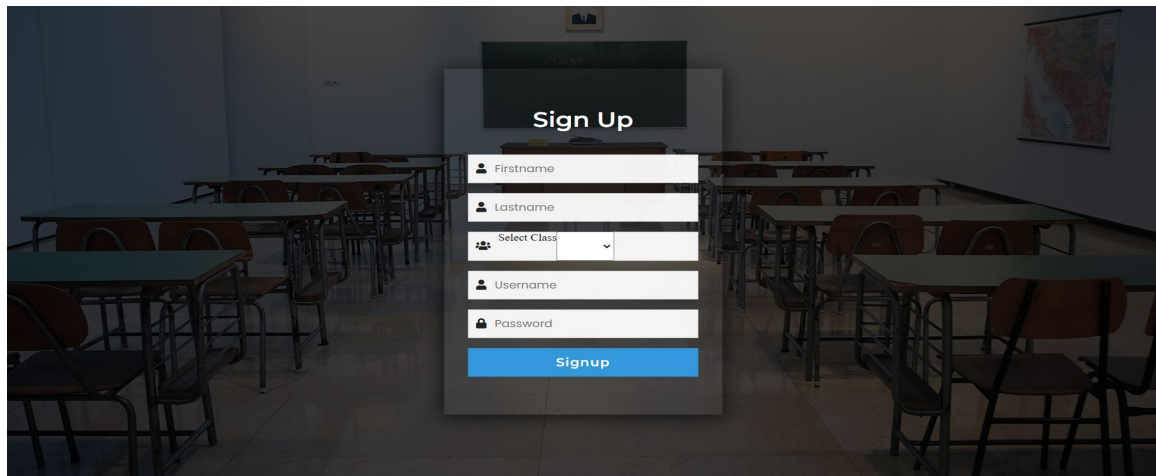
Each row has a 'Submit Assignment in : assignment1' label above it and a 'Save' button with a numeric input field (18 for the first row, 19 for the second).

## 12. Logout form:

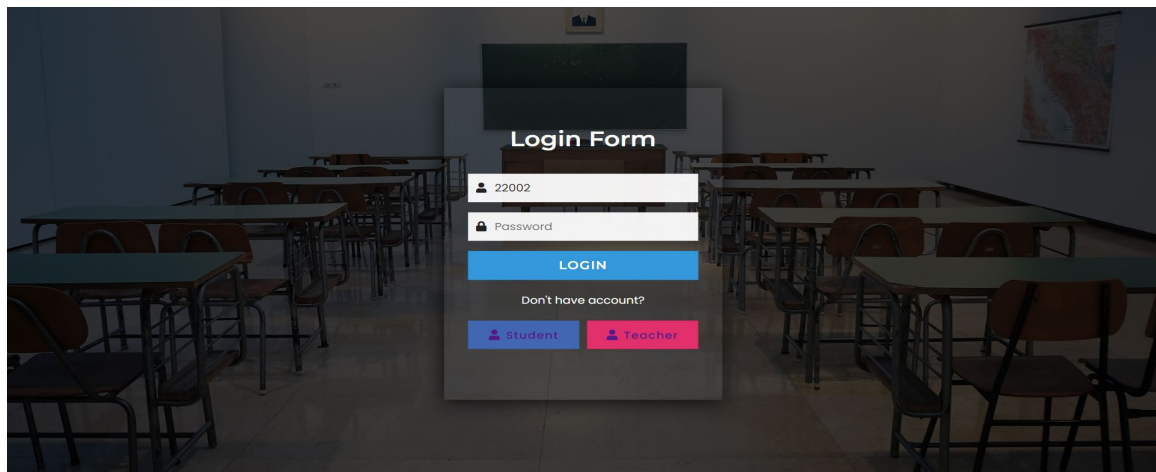


## For Students:

### 1. Student's Registration Form:



### 2. Student's Login Form:



### 3. Home:

My Class

- BCCA-2  
BCCA-2 1002 Harshita Kaithwas
- BBA-1  
BBA-1 1004 Amruta Lokhande

Logout

### 4. My Classmates:

Back

My Classmates

Notes

Assignment

BCCA-2 /1002 /My Classmates

- Dwivedi Mahima
- Game Mayuri

Logout

### 5. Download Notes:

Back

My Classmates

Notes

Assignment

Download Notes

BCCA-2 /1002 /Downloadable Materials

Date Upload	File Name	Description	Uploaded by
2022-04-12 17:59:58	Assignment	rrr	HarshitaKaithwas
2022-04-12 17:59:52	Assignment	rrr	HarshitaKaithwas



Logout

## 6. Assignment:

Logout

### Submit Assignment

BCCA-2 /1002 /Submit Assignment

Date Upload	File Name	Description	
2022-04-12 19:41:30	assignment1	Assignment Questions	 

## 7.Submitted Assignment:

Logout

### Submit Assignment

Submit

BCCA-2 /1002 /Uploaded Assignments

Submit Assignment in : assignment1

Date Upload	File Name	Description	Submitted by:	Grade
2022-04-13 20:10:44	Mahima Assignment	assignment	Mahima Dwivedi	
2022-04-12 22:18:12	assignment1	assignment	Mayuri Game	19



## 8. Submit Assignment Form:

The screenshot shows a web application interface for submitting an assignment. A modal dialog titled "Submit Assignment" is open in the center. The dialog contains the following fields and buttons:

- Upload file:** A button labeled "Choose File" and a text input field containing "No file chosen".
- File Name:** A text input field.
- Enter Description:** A text input field.
- Description:** A text input field.
- Close** and **Upload** buttons at the bottom right of the dialog.

The background interface is dimmed and shows a "Submit Assignment" page with a table of assignments. The table has columns for "Date Uploaded", "Assignment Name", "Assignment ID", "Submitted by:", and "Grade".

Date Uploaded	Assignment Name	Assignment ID	Submitted by:	Grade
2022-04-13 20:10:44	Mahima Assignment	assignment	Mahima Dwivedi	
2022-04-12 22:18:12	assignment1	assignment	Mayuri Game	18

## 9. Logout Form:

The screenshot shows a web application interface for logging out. A confirmation dialog titled "Ready to Leave?" is open in the center. The dialog contains the following text and buttons:

Select "Logout" below if you are ready to end your current session.

**Cancel** **Logout**

The background interface is dimmed and shows a "My Class" page with a list of classes. The list has columns for "Class Name" and "Instructor".

Class Name	Instructor
BCCA-2	BCCA-2 1002 Harshita Kaiti
BBA-1	BBA-1 1004 Amruta Lokhande

## SOURCE CODE

### **For Admin :**

#### **1.header.php**

```
<!DOCTYPE html>
<html lang="en">
<head>
<meta charset="utf-8">
<meta http-equiv="X-UA-Compatible" content="IE=edge">
<meta name="viewport" content="width=device-width, initial-scale=1, shrink-tofit=no">
<meta name="description" content="">
<meta name="author" content="">
<title>Online Learning System</title>
<!-- Custom fonts for this template-->
<link href="vendor/fontawesome-free/css/all.min.css" rel="stylesheet" type="text/css">
<link
href="https://fonts.googleapis.com/css?family=Nunito:200,200i,300,300i,400,400i,600,6
00i,700,700i,800,800i,900,900i"rel="stylesheet">
<!-- Custom styles for this template-->
<link href="css/sb-admin-2.min.css" rel="stylesheet">
<link rel="stylesheet" href="login.css">
<link href="vendor/datatables/dataTables.bootstrap4.min.css" rel="stylesheet">
</head>
<body id="page-top">
<!-- Page Wrapper -->
<div id="wrapper">
<?php include('connection.php'); ?>
```

#### **2.Scripts.php**

```
<!-- Bootstrap core JavaScript-->
<script src="vendor/jquery/jquery.min.js"></script>
<script src="vendor/bootstrap/js/bootstrap.bundle.min.js"></script>
<!-- Core plugin JavaScript-->
<script src="vendor/jquery-easing/jquery.easing.min.js"></script>
<!-- Custom scripts for all pages-->
<script src="js/sb-admin-2.min.js"></script>
<script src="vendor/chart.js/Chart.min.js"></script>
<!-- Page level custom scripts -->
<script src="js/demo/chart-area-demo.js"></script>
<script src="js/demo/chart-pie-demo.js"></script>
```

### 3.navbar.php

```
<!-- Sidebar --><ul class="navbar-nav bg-gradient-primary sidebar sidebar-dark
accordion" id="accordionSidebar">
<!-- Sidebar - Brand -->
<div class="sidebar-brand d-flex align-items-center justify-content-center" href="#">
<div class="sidebar-brand-text mx-3"></div></div>
<!-- Divider -->
<hr class="sidebar-divider my-0"></li>
<!-- Nav Item - Subject List -->
<li class="nav-item active">
<a class="nav-link" href="addSubject.php">
<i class="fas fa-book"></i>
<span>Subject</span></a></li>
<!-- Nav Item - Class -->
<li class="nav-item active">
<a class="nav-link" href="addClass.php">
<i class="nav-icon fas fa-users"></i>
<span>Class</span></a></li>
<!-- Nav Item - Admin -->
<li class="nav-item active">
<a class="nav-link" href="addAdmin.php">
<i class="nav-icon fas fa-users"></i>
<span>Admin Users</span></a></li>
<!-- Nav Item -Department -->
<li class="nav-item active">
<a class="nav-link" href="addDepartment.php">
<i class="nav-icon fas fa-building"></i>
<span>Department</span></a></li>
<li class="nav-item active">
<a class="nav-link" href="addStudent.php">
<i class="nav-icon fas fa-users"></i>
<span>Student</span></a></li>
<li class="nav-item active">
<a class="nav-link" href="addTeachers.php">
<i class="nav-icon fas fa-users"></i>
<span>Teachers</span></a></li>
<li class="nav-item active">
<a class="nav-link" href="notes.php">
<i class="nav-icon fas fa-book"></i>
<span>Notes</span></a></li>
<li class="nav-item active">
<a class="nav-link" href="assignment.php">
<i class="nav-icon fas fa-book"></i>
<span>Assignment</span></a></li>
<!-- Divider -->
<hr class="sidebar-divider d-none d-md-block"><!-- Sidebar Toggler (Sidebar) -->
```

```
<div class="text-center d-none d-md-inline">
<button class="rounded-circle border-0" id="sidebarToggle"></button></div></ul>
```

#### 4.footer.php

```
</body>
```

```
</html>
```

#### 5.addAdmin.php

```
<?php include('includes/header.php'); ?>
```

```
<?php include('session.php'); ?>
```

```
<?php include('includes/navbar.php'); ?>
```

```
<div id="content-wrapper" class="d-flex flex-column">
```

```
<!-- Main Content -->
```

```
<div id="content">
```

```
<!-- Topbar --><nav class="navbar navbar-expand navbar-light bg-white topbar mb-4
static-top shadow">
```

```
<?php include('logout_modal.php'); ?></nav>
```

```
<!-- End of Topbar -->
```

```
<!-- Begin Page Content -->
```

```
<div class="container-fluid">
```

```
<!-- Button trigger modal -->
```

```
<button type="button" class="btn btn-primary" data-toggle="modal" data-
target="#exampleModal">Add Admin</button>
```

```
<!-- Modal -->
```

```
<div class="modal fade" id="exampleModal" tabindex="-1" role="dialog" aria-
labelledby="exampleModalLabel" aria-hidden="true">
```

```
<div class="modal-dialog" role="document">
```

```
<div class="modal-content">
```

```
<div class="modal-header">
```

```
<h5 class="modal-title" id="exampleModalLabel">Add Admin</h5>
```

```
<button type="button" class="close" data-dismiss="modal" aria-label="Close">
```

```
<span aria-hidden="true">&times;</span></button></div>
```

```
<form action="addAdmin2.php" method="POST">
```

```
<div class="modal-body">
```

```
<div class="form-row">
```

```
<div class="form-group col-md-6">
```

```
<label for="inputfocused">Username</label>
```

```
<input type="text" name="username" class="form-control" id="inputfocused"
placeholder="Enter Username"></div>
```

```
<div class="form-group col-md-6">
```

```
<label for="inputpassword">Password</label>
```

```
<input type="text" name="password" class="form-control" id="inputPassword"
placeholder="Enter Password"></div></div>
```

```
<div class="form-row">
```

```
<div class="form-group col-md-6">
```

```
<label for="inputfocused">Firstname</label><input type="text" name="firstname"
class="form-control" id="inputfocused" placeholder="Enter Firstname"></div>
```

```

<div class="form-group col-md-6">
<label for="inputfocused">Lastname</label>
<input type="text" name="lastname" class="form-control" id="inputfocused"
placeholder="Enter Lastname"></div></div></div>
<div class="modal-footer">
<button type="button" class="btn btn-secondary" data-dismiss="modal">Close</button>
<button type="submit" name="submit" value="submit" class="btn btn-primary">Add
Admin</button></div></div></div></div></form>
<div class="card-body">
<div class="table-responsive">
<table class="table table-bordered" id="dataTable" width="100%" cellspacing="0">
<thead><tr>
<th>Username</th>
<th>Firstname</th>
<th>Lastname</th></tr>
</thead><tbody><tbody>
<?php
include('connection.php');
$user_query = mysqli_query($conn,"select * from users")or die(mysqli_error());
while($row = mysqli_fetch_array($user_query)){
$id = $row['user_id'];
    ?><tr>
<td><?php echo $row['username']; ?></td>
<td><?php echo $row['firstname']; ?></td>
<td><?php echo $row['lastname']; ?></td>
</tr>
<?php } ?>
</tbody>
</table></div></div></div></div>
<!-- End of Main Content -->
</div></div>
<?php include('includes/scripts.php');?>
<?php include('includes/footer.php');?>

```

## 6.addAdmin2.php

```

<?php
include("connection.php");
if(isset($_POST['submit']))
{
    $username = $_POST['username'];
    $password = $_POST['password'];
    $firstname= $_POST['firstname'];
    $lastname= $_POST['lastname'];
    $query = mysqli_query($conn,"select * from users where username = '$username' and
password = '$password' and firstname = '$firstname' and password = '$password' ")or
die(mysqli_error()); $count = mysqli_num_rows($query);

```

```

if ($count > 0){ ?>
<script>alert('Data Already Exist');</script>
<?php
}else{
mysqli_query($conn,"insert into users (username,password,firstname,lastname)
values('$username','$password','$firstname','$lastname')")or die(mysqli_error());?>
<script>>window.location = "addAdmin.php";</script>
<?php }}?>

```

## 7.addClass

```

<?php include('includes/header.php'); ?>
<?php include('session.php'); ?>
<?php include('includes/navbar.php'); ?>
<div id="content-wrapper" class="d-flex flex-column">
    <!-- Main Content -->
    <div id="content">
        <!-- Topbar -->
<nav class="navbar navbar-expand navbar-light bg-white topbar mb-4 statictopshadow">
    <?php include('logout_modal.php'); </nav>
    <!-- End of Topbar -->
    <!-- Begin Page Content -->
    <div class="container-fluid">
        <!-- Button trigger modal -->
<button type="button" class="btn btn-primary" data-toggle="modal" data-
target="#exampleModal">Add Class</button>
<div class="modal fade" id="exampleModal" tabindex="-1" role="dialog" aria-
labelledby="exampleModalLabel" aria-hidden="true">
    <div class="modal-dialog" role="document">
        <div class="modal-content">
            <div class="modal-header">
                <h5 class="modal-title" id="exampleModalLabel">Add Class</h5>
                <button type="button" class="close" data-dismiss="modal" aria-label="Close">
                    <span aria-hidden="true">&times;</span> </button></div>
                <form action="addClass2.php" method="POST">
                    <div class="modal-body">
                        <div class="form-group">
                            <label for="inputClass">Class </label>
                            <input type="text" name="class_name" class="form-control" id="inputClass"
placeholder="Enter class name"></div></div>
                        <div class="modal-footer">
                            <button type="button" class="btn btn-secondary" data-
dismiss="modal">Close</button>
                            <button type="submit" name="submit" value="submit" class="btn btn-
primary">Add Class</button>
                        </div></div></div></div></form>
                    <div class="card-body"> <div class="table-responsive"><table class="table table-
bordered" id="dataTable" width="100%" cellspacing="0">

```

```

<thead><tr>
  <th>Class</th>
</tr></thead><tbody>
<?php include('connection.php');
  $user_query = mysqli_query($conn,"select * from class")or die(mysqli_error());
  while($row = mysqli_fetch_array($user_query)){
    $id = $row['class_id'];?><tr>
      <td><?php echo $row['class_name']; ?></td></tr>
    <?php } ?></tbody></table></div></div>
<!-- End of Main Content --></div>
<!-- End of Content Wrapper -->
</div><!-- containerFluid Ends -->
<?php include('includes/scripts.php');?>
<?php include('includes/footer.php');?>

```

### 8.addClass2.php

```

<?php
include("connection.php");
if(isset($_POST['submit']))
{
  $class_name= $_POST['class_name'];
  $sql = mysqli_query($conn,"select * from class where class_name = '$class_name' ")or
die(mysqli_error());
  $count = mysqli_num_rows($sql);
  if ($count > 0){ ?><script>
    alert('Data Already Exist');
  </script>
  <?php}else{
    $res= mysqli_query($conn,"insert into class (class_name)")or die(mysqli_error());?>
    <script>window.location = "addClass.php";</script>
    <?php} } ?>

```

### 9.addDepartment.php

```

<?php include('includes/header.php'); ?>
<?php include('session.php'); ?>
<?php include('includes/navbar.php'); ?>
<div id="content-wrapper" class="d-flex flex-column">
  <!-- Main Content -->
  <div id="content">
    <!-- Topbar -->
    <nav class="navbar navbar-expand navbar-light bg-white topbar mb-4 statictopshadow">
    <?php include('logout_modal.php');
      <!-- Begin Page Content -->
      <div class="container-fluid">
        <!-- Button trigger modal -->

```

```

<button type="button" class="btn btn-primary" data-toggle="modal" data-
target="#exampleModal">
  Add Department</button>
<!-- Modal -->
<div class="modal fade" id="exampleModal" tabindex="-1" role="dialog" aria-
labelledby="exampleModalLabel" aria-hidden="true">
  <div class="modal-dialog" role="document">
    <div class="modal-content">
      <div class="modal-header">
        <h5 class="modal-title" id="exampleModalLabel">Add Department</h5>
        <button type="button" class="close" data-dismiss="modal" aria-label="Close">
          <span aria-hidden="true">&times;</span>
        </button> </div>
      <form action="addDepartment2.php" method="POST">
        <div class="modal-body">
          <div class="form-group">
            <label for="inputDepartment">Department </label>
            <input type="text" name="department_name" class="form-control"
id="inputDepartment" placeholder="Enter Department"></div>
            <div class="form-group">
              <label for="inputPersonincharge">Person incharge </label>
              <input type="text" name="hod" class="form-control" id="inputPersonincharge"
placeholder="Enter Department">
            </div></div><div class="modal-footer">
              <button type="button" class="btn btn-secondary" data-
dismiss="modal">Close</button>
              <button type="submit" name="delete_department" value="submit" class="btn btn-
primary">Add Department</button>
            </div></div></div></div></form>
          <div class="card-body">
            <div class="table-responsive">
              <table class="table table-bordered" id="dataTable" width="70%" cellspacing="0">
<thead><tr>
              <th>Department</th>
              <th>Person incharge </th>
            </tr></thead><tbody>
              <?php include('connection.php');
              $user_query = mysqli_query($conn,"select * from departments")or die(mysqli_error());
              while($row = mysqli_fetch_array($user_query)){
                $id = $row['department_id'];
                ?><tr>
                  <td><?php echo $row['department_name']; ?></td>
                  <td><?php echo $row['hod']; ?></td></tr>
                <?php } ?>
              </tbody></table></div></div></div>
            <!-- End of Main Content --></div>
            <!-- End of Content Wrapper -->
          </div><!-- containerFluid Ends -->

```



```
<?php include('includes/scripts.php');?>
<?php include('includes/footer.php');?>
```

## 10.addDepartment2.php

```
<?php
include("connection.php");
if(isset($_POST['submit']))
{
    $department_name = $_POST['department_name'];
    $hod = $_POST['hod'];
    $sql = mysqli_query($conn,"select * from departments where
department_name = '$department_name' ")or die(mysqli_error());
    $count = mysqli_num_rows($sql);
    if ($count > 0){ ?>
        <script>alert('Data Already Exist');</script>
    }
}
else
{
    $res=mysqli_query($conn,"insert into departments (department_name,hod)")or
die(mysqli_error());
    ?><script>window.location = "addDepartment.php";
    </script>
    <?php
    }?>
```

## 11.addStudent.php

```
<?php include('includes/header.php'); ?>
<?php include('session.php'); ?>
<?php include('includes/navbar.php'); ?>
<div id="content-wrapper" class="d-flex flex-column">
    <!-- Main Content -->
    <div id="content">
        <nav class="navbar navbar-expand navbar-light bg-white topbar mb-4 static-top
shadow">
            <?php include('logout_modal.php'); ?>
        </nav>
        <!-- End of Topbar -->
        <!-- Topbar Navbar -->
        <ul class="navbar-nav ml-auto">
            <div class="topbar-divider d-none d-sm-block"></div>
        <!-- End of Topbar -->
        <!-- Begin Page Content -->
        <div class="container-fluid">
            <!-- Button trigger modal -->
            <button type="button" class="btn btn-primary" data-toggle="modal" data-
target="#exampleModal">
                Add Student
            </button>
        </div>
    </div>
    <!-- Modal -->
```

```

<div class="modal fade" id="exampleModal" tabindex="-1" role="dialog" aria-
labelledby="exampleModalLabel" aria-hidden="true">
  <div class="modal-dialog" role="document">
    <div class="modal-content">
      <div class="modal-header">
        <h5 class="modal-title" id="exampleModalLabel">Add Student</h5>
        <button type="button" class="close" data-dismiss="modal" aria-label="Close">
          <span aria-hidden="true">&times;</span> </button>
      </div>
      <form action="addStudent.php" method="POST">
        <div class="modal-body">
          <div class="form-row">
            <div class="form-group col-md-6">
              <label >Class Name</label>
              <select name="class_id" class="form-control" required ><option></option>
              <?php
                $cys_query = mysqli_query($conn,"select * from class order by class_name");
                while($cys_row = mysqli_fetch_array($cys_query)){
                  ?>
                  <option value="<?php echo $cys_row['class_id']; ?>"><?php echo
$ cys_row['class_name']; ?></option>
                  <?php } ?>
                </select></div>
              <div class="form-group col-md-6">
                <label > Id Number</label>
                <input type="text" name="un" class="form-control" id="focusedinput" required
placeholder="Enter Id Number"></div></div>
              <div class="form-row">
                <div class="form-group col-md-6">
                  <label >Firstname</label>
                  <input type="text" name="fn" class="form-control" id="focusedinput" required
placeholder="Enter Firstname"></div>
                <div class="form-group col-md-6">
                  <label for="inputfocused">Lastname</label>
                  <input type="text" name="ln" class="form-control" id="focusedinput" required
placeholder="Enter Lastname">
                </div></div></div>
              <div class="modal-footer">
                <button type="button" class="btn btn-secondary" data-dismiss="modal">Close</button>
                <button type="submit" name="submit" value="submit" class="btn btn-primary">Add
Student</button>
              </div></div></div></div></div>
            <?php include('connection.php');
              if (isset($_POST['submit'])) {
                $un = $_POST['un'];
                $fn = $_POST['fn'];
                $ln = $_POST['ln'];
                $class_id = $_POST['class_id'];

```

```

$query = mysqli_query($conn,"select * from teacher where firstname = '$firstname' and
lastname = '$lastname' ")or die(mysqli_error());
    $count = mysqli_num_rows($query);
    if ($count > 0){ ?>
<script>alert('Data Already Exist');</script>
<?php
    }else
{mysqli_query($conn,"insert into student (username,firstname,lastname,class_id,status)
values ('$un','$fn','$ln','$class_id','Unregistered')
") or die(mysqli_error()); ?>
    <script>
    window.location = "addStudent.php";
    </script>
<?php } } ?>
</form>
<div class="card-body">
    <div class="table-responsive">
        <table class="table table-bordered" id="dataTable" width="100%" cellspacing="0">
            <thead><tr>
                <th>Name</th>
                <th>ID Number</th>
                <th>Class</th>
            </tr>
            </thead>
            <tbody>
                <?php
$query = mysqli_query($conn,"select * from student LEFT JOIN class ON
student.class_id = class.class_id ORDER BY student.student_id DESC") or
die(mysqli_error());
                while ($row = mysqli_fetch_array($query)) {
                    $sid = $row['student_id']; ?>
                    <tr><td ><?php echo $row['firstname'] . " " . $row['lastname']; ?></td>
                    <td ><?php echo $row['username']; ?></td>
                    <td ><?php echo $row['class_name']; ?></td>
                    </tr></tr>
                <?php } ?>
            </tbody>
        </table>
        </div></div></div></div>
        <!-- End of Main Content -->
    </div>
    <!-- End of Content Wrapper -->
</div><!-- containerFluid Ends -->
<?php include('includes/scripts.php');?>
<?php include('includes/footer.php');?>

```

## 12.addSubject.php

```
<?php include('includes/header.php'); ?>
<?php include('session.php'); ?>
<?php include('includes/navbar.php');?>
<div id="content-wrapper" class="d-flex flex-column">
    <!-- Main Content -->
    <div id="content">
        <!-- Topbar -->
<nav class="navbar navbar-expand navbar-light bg-white topbar mb-4 statictopshadow">
    <!-- Sidebar Toggle (Topbar) -->
    <button id="sidebarToggleTop" class="btn btn-link d-md-none rounded-circle mr-3">
        <i class="fa fa-bars"></i>
    </button>
    <!-- Topbar Search -->
    <?php include('logout_modal.php'); ?>
    <!-- Begin Page Content -->
    <div class="container-fluid">
        <!-- Button trigger modal -->
<button type="button" class="btn btn-primary" data-toggle="modal" data-
target="#exampleModal">
    Add Subject
</button><!-- Modal -->
<div class="modal fade" id="exampleModal" tabindex="-1" role="dialog" aria-
labelledby="exampleModalLabel" aria-hidden="true">
    <div class="modal-dialog" role="document">
        <div class="modal-content">
<div class="modal-header">
    <h5 class="modal-title" id="exampleModalLabel">Add Subject</h5>
    <button type="button" class="close" data-dismiss="modal" aria-label="Close">
        <span aria-hidden="true">&times;</span>
    </button></div>
    <form action="addSubject2.php" method="POST">
    <div class="modal-body">
<div class="form-row">
    <div class="form-group col-md-6">
        <label >Subject Code</label>
        <input type="text" name="subject_code" class="form-control" id="inputfocused">
    </div>
    <div class="form-group col-md-6">
        <label >Subject Title</label>
        <input type="text" name="subject_title" class="form-control" id="inputfocused" >
    </div></div>
<div class="form-row">
    <div class="form-group col-md-6">
        <label >No. of Units</label>
        <input type="text" name="unit" class="form-control" id="inputunit" ></div>
    <div class="form-group col-md-6">
```

```

<label >Semester</label>
  <select id="inputsemester" name="semester" class="form-control">
    <option selected>Choose...</option>
    <option>1st</option>
    <option>2nd</option>
    <option>3rd</option>
    <option>4th</option>
    <option>5th</option>
    <option>6th</option>
  </select></div></div>
<div class="form-group">
  <label for="inputDescription">Description </label>
  <input type="text" name="description" class="form-control" id="inputfocused">
</div></div>
  <div class="modal-footer">
<button type="button" class="btn btn-secondary" data-dismiss="modal">Close</button>
  <button type="submit" name="submit" value="submit" class="btn btn-
primary">Add Subject</button>
</div></div></div></div>
</form>
<div class="card-body">
  <table cellpadding="0" cellspacing="0" border="0" class="table" id="example">
    <div class="table-responsive">
      <table class="table table-bordered" id="dataTable" width="100%" cellspacing="0">
        <thead>
          <tr>
            <th>Subject Code</th>
            <th>Subject title</th>
            <th>Description</th>
            <th>Unit</th>
            <th>Semester</th>
          </tr>
        </thead>
        <tbody>
          <?php
            include('connection.php');
            $user_query = mysqli_query($conn,"select * from subject")or die(mysqli_error());
            while($row = mysqli_fetch_array($user_query)){
              $sid = $row['subject_id'];?>
              <tr>
                <td><?php echo $row['subject_code']; ?></td>
                <td><?php echo $row['subject_title']; ?></td>
                <td><?php echo $row['description']; ?></td>
                <td><?php echo $row['unit']; ?></td>
                <td><?php echo $row['semester']; ?></td>
              </tr>
            <?php } ?>
          </tbody>
        </table>
      </div>
    </table>
  </div>

```

```

</table></form>
</div> </div></div></div>
    <!-- End of Main Content -->
</div>
    <!-- End of Content Wrapper -->
</div><!-- containerFluid Ends -->
<?php include('includes/scripts.php');?>
<?php include('includes/footer.php');?>

```

### 13.addSubject2.php

```

<?php
include("connection.php");
if(isset($_POST['submit']))
{
    $subject_code = $_POST['subject_code'];
    $subject_title = $_POST['subject_title'];
    $unit = $_POST['unit'];
    $semester= $_POST['semester'];
    $description = $_POST['description'];
    $sql = mysqli_query($conn,"select * from subject where subject_code =
'$subject_code' ")or die(mysqli_error());
    $count = mysqli_num_rows($sql);
    if ($count > 0){ ?>
        <script>
        alert('Data Already Exist');
        </script>
        <?php} else
        { $res= mysqli_query($conn,"insert into subject
(subject_code,subject_title,unit,semester,description)
values('$subject_code','$subject_title','$unit','$semester','$description')")or
die(mysqli_error());?>
        <script>window.location = "addSubject.php";</script>
    <? php}}?>

```

### 14.addTeachers.php

```

<?php include('includes/header.php'); ?>
<?php include('session.php'); ?>
<?php include('includes/navbar.php'); ?>
<div id="content-wrapper" class="d-flex flex-column">
    <!-- Main Content -->
    <div id="content">
        <!-- Topbar -->
<nav class="navbar navbar-expand navbar-light bg-white topbar mb-4 static-top
shadow">
    <!-- Topbar Search -->
        <?php include('logout_modal.php'); ?>
    <!-- Begin Page Content -->

```

```

<div class="container-fluid">
    <!-- Button trigger modal -->
<button type="button" class="btn btn-primary" data-toggle="modal" data-
target="#exampleModal">
    Add Teacher
</button><!-- Modal -->
<div class="modal fade" id="exampleModal" tabindex="-1" role="dialog" aria-
labelledby="exampleModalLabel" aria-hidden="true">
    <div class="modal-dialog" role="document">
        <div class="modal-content">
            <div class="modal-header">
                <h5 class="modal-title" id="exampleModalLabel">Add teacher</h5>
                <button type="button" class="close" data-dismiss="modal" aria-label="Close">
                    <span aria-hidden="true">&times;</span>
                </button></div>
                <form action="addTeachers.php" method="POST">
                    <div class="modal-body">
                        <div class="form-row">
                            <label >Department</label>
                            <select name="department" class="form-control" required >
                                <option></option>
                                <?php
$query = mysqli_query($conn,"select * from departments order by department_name ");
while($row = mysqli_fetch_array($query)){?>
<option value="<?php echo $row['department_id'] ?>"><?php echo
$row['department_name']; ?></option>
                                <?php?>
                            </select></div>
                            <div class="form-row">
                                <div class="form-group col-md-6">
                                    <label for="inputName">Firstname</label>
                                    <input type="text" name="firstname" class="form-control" id="focusedInput"
Placeholder="Firstname">
                                </div><div class="form-group col-md-6">
                                    <label for="inputfocused">Lastname</label>
                                    <input type="text" name="lastname" class="form-control" id="focusedInput"
Placeholder="Lastname">
                                </div></div></div>
                                <div class="modal-footer">
                                    <button type="button" class="btn btn-secondary" data-dismiss="modal">Close</button>
                                    <button type="submit" name="submit" value="submit" class="btn btn-primary">Add
Teacher</button>
                                </div></div></div></div></div>
                                <?php
                                    if (isset($_POST['submit'])) {
                                        $firstname = $_POST['firstname'];
                                        $lastname = $_POST['lastname'];
                                        $department_id = $_POST['department'];

```

```

$query = mysqli_query($conn,"select * from teacher where firstname = '$firstname' and
lastname = '$lastname' ")or die(mysqli_error());
$count = mysqli_num_rows($query);
if ($count > 0){ ?>
<script>alert('Data Already Exist');</script>
<?php
}else{
mysqli_query($conn,"insert into teacher (firstname,lastname,department_id)
values ('$firstname','$lastname','$department_id' ") or die(mysqli_error()); ?>
<script>window.location = "addTeachers.php"; </script>
<?php }} ?>
</form>
<div class="card-body">
<div class="table-responsive">
<table class="table table-bordered" id="dataTable" width="100%" cellspacing="0">
<thead><tr>
<th>Name</th>
<th>Username</th>
</tr></thead><tbody>
<?php
include('connection.php');
$user_query = mysqli_query($conn,"select * from teacher")or die(mysqli_error());
while($row = mysqli_fetch_array($user_query)){
$id = $row['teacher_id'];
?> <tr>
<td><?php echo $row['firstname'] . " " . $row['lastname']; ?></td>
<td><?php echo $row['username']; ?></td>
<?php } ?>
</tbody>
</table></div></div></div>
<!-- End of Main Content -->
</div>
<!-- End of Content Wrapper -->
</div><!-- containerFluid Ends -->
<?php include('includes/scripts.php');?>
<?php include('includes/footer.php');?>

```

### 15.assignment.php

```

<?php include('includes/header.php');?>
<?php include('session.php'); ?>
<?php include('includes/navbar.php'); ?>
<?php include('connection.php'); ?>
<!-- Content Wrapper -->
<div id="content-wrapper" class="d-flex flex-column">
<!-- Main Content -->
<div id="content">
<!-- Topbar -->

```



```

<nav class="navbar navbar-expand navbar-light bg-white topbar mb-4 static-top
shadow">
    <!-- Sidebar Toggle (Topbar) -->
    <button id="sidebarToggleTop" class="btn btn-link d-md-none rounded-circle mr-3">
        <i class="fa fa-bars"></i></button>
<?php include('logout_modal.php'); ?></nav>
    <!-- End of Topbar -->
    <!-- Begin Page Content -->
    <div class="container-fluid">
        <!-- Page Heading -->
        <div class="d-sm-flex align-items-center justify-content-between mb-4">
            <h1 class="h3 mb-0 text-gray-800">Assignments</h1></div>
        <div class="card shadow mb-4">
            <table cellpadding="0" cellspacing="0" border="0" class="table" id="example">
                <thead><tr>
                    <th>File Name</th>
                    <th>Description</th>
                    <th>Date Upload</th>
                    <th>Upload By</th>
                    <th>Class</th>
                </tr></thead><tbody>
                    <?php
$query = mysqli_query($conn,"select * FROM assignment LEFT JOIN teacher ON
teacher.teacher_id = assignment.teacher_id
LEFT JOIN teacher_class ON teacher_class.teacher_class_id = assignment.class_id
INNER JOIN class ON class.class_id = teacher_class.class_id ")or die(mysqli_error());
                    while($row = mysqli_fetch_array($query)){?>
                        <tr>
                            <td><?php echo $row['filename']; ?></td>
                            <td><?php echo $row['description']; ?></td>
                            <td><?php echo $row['datein']; ?></td>
                            <td><?php echo $row['firstname']." ".$row['lastname']; ?></td>
                            <td><?php echo $row['class_name']; ?></td>
                        </tr><?php } ?>
                    </tbody>
                </table></div></div></div>
            <!-- /block -->
        </div><div></div></div></div></div></div>
        <!-- End of Main Content --></div>
        <!-- End of Main Content --></div>
        <!-- End of Content Wrapper --></div>
    <!-- End of Page Wrapper -->
    <!-- Scroll to Top Button-->
    <a class="scroll-to-top rounded" href="#page-top">
        <i class="fas fa-angle-up"></i></a>
    <?php include('includes/scripts.php');?>
    <?php include('includes/footer.php');?>

```

## 16.notes.php

```
<?php include('includes/header.php');?>
<?php include('session.php'); ?>
<?php include('includes/navbar.php'); ?>
<?php include('connection.php'); ?>
    <!-- Content Wrapper -->
    <div id="content-wrapper" class="d-flex flex-column">
        <!-- Main Content -->
        <div id="content">
            <!-- Topbar -->
<nav class="navbar navbar-expand navbar-light bg-white topbar mb-4 statictopshadow">
<?php include('logout_modal.php'); ?></nav>
    <!-- End of Topbar -->
    <!-- Begin Page Content -->
    <div class="container-fluid">
        <!-- Page Heading -->
        <div class="d-sm-flex align-items-center justify-content-between mb-4">
            <h1 class="h3 mb-0 text-gray-800">Notes</h1></div>
<div class="card shadow mb-4">
<table cellpadding="0" cellspacing="0" border="0" class="table" id="example">
    <thead><tr><th>Date Upload</th>
        <th>File Name</th>
        <th>Description</th>
        <th>Upload By</th>
        <th>Class</th></tr>
    </thead><tbody>
        <?php
$query = mysqli_query($conn,"select * FROM notes LEFT JOIN teacher ON
teacher.teacher_id = notes.teacher_id
LEFT JOIN teacher_class ON teacher_class.teacher_class_id = notes.class_id
INNER JOIN class ON class.class_id = teacher_class.class_id ")or die(mysqli_error());
while($row = mysqli_fetch_array($query))?>
            <tr>
                <td><?php echo $row['datein']; ?></td>
                <td><?php echo $row['filename']; ?></td>
                <td><?php echo $row['description']; ?></td>
                <td><?php echo $row['firstname']." ".$row['lastname']; ?></td>
                <td><?php echo $row['class_name']; ?></td>
            </tr>
        <?php } ?>
    </tbody></table>
        </div></div></div>
    <!-- /block -->
</div><div></div></div></div></div></div>
<!-- End of Main Content --></div>
<!-- End of Main Content --></div>
<!-- End of Content Wrapper --></div>
```

```

<!-- End of Page Wrapper -->
  <!-- Scroll to Top Button-->
  <a class="scroll-to-top rounded" href="#page-top">
    <i class="fas fa-angle-up"></i> </a>
<?php include('includes/scripts.php');?>
<?php include('includes/footer.php');?>

```

## 17.connection.php

```

<?php
$conn = mysqli_connect("localhost", "root", "", "my_db") or die(mysqli_error());
?>18.index.php
<html>
<head>
  <meta charset="utf-8">
  <title>Admin Login Form</title>
  <link rel="stylesheet" href="style.css">
  <link rel="stylesheet" href="https://cdnjs.cloudflare.com/ajax/libs/font-
awesome/5.15.3/css/all.min.css"/>
</head><body>
  <div class="bg-img">
    <div class="content">
<header>Login Form</header>
  <form method="post" action="index.php">
    <div class="field">
      <span class="fa fa-user"></span>
      <input type="text" name="username"
        id="username" required placeholder="Username"> </div>
    <div class="field space">
      <span class="fa fa-lock"></span>
<input type="password" name="password" id="pwd" required placeholder="Password">
      <span class="show">SHOW</span></div>
    <div class="field space">
      <input type="submit" name="login" value="Login"></div>
    <?php include("connection.php");
    session_start();
    if(isset($_POST['login'])) {
      $username = $_POST['username'];
      $password = $_POST['password'];
      $sql = mysqli_query($conn,"SELECT * FROM users WHERE username='$username'
      AND password='$password'")or die(mysqli_error());
      $num = mysqli_num_rows($sql);
      $row = mysqli_fetch_array($sql);
      if($num > 0) {
        $_SESSION["id"]= $row["user_id"];
        echo "<script type='text/javascript'> document.location ='addsubject.php'; </script>";
      }else {
        echo "<span style='color:red;'>Invalid username or password</span>";

```

```

}??>
</form></div></div><script>
  const pass_field = document.querySelector('.pass-key');
  const showBtn = document.querySelector('.show');
  showBtn.addEventListener('click', function() {
    if(pass_field.type === "password"){
      pass_field.type = "text";
      showBtn.textContent = "HIDE";
      showBtn.style.color = "#3498db";
    }else{
      pass_field.type = "password";
      showBtn.textContent = "SHOW";
      showBtn.style.color = "#222";}}});
</script></body></html>

```

## 19.logout.php

```

<?php
session_start();
session_destroy();
header('location:index.php');
?>

```

## 20.logout\_modal.php

```

<ul class="navbar-nav ml-auto">
  <div class="topbar-divider d-none d-sm-block"></div>
  <!-- Nav Item - User Information -->
  <li class="nav-item dropdown no-arrow">
    <a class="btn btn-primary" href="#" data-toggle="modal" data-target="#logoutModal">
      <i class="fas fa-sign-out-alt fa-sm fa-fw mr-2 text-gray-400"></i>
      Logout
    </a></li></ul></nav>
  <!-- End of Topbar -->
  <!-- Logout Modal-->
  <div class="modal fade" id="logoutModal" tabindex="-1" role="dialog" aria-
labelledby="exampleModalLabel"
  aria-hidden="true">
    <div class="modal-dialog" role="document">
      <div class="modal-content">
        <div class="modal-header">
          <h5 class="modal-title" id="exampleModalLabel">Ready to Leave?</h5>
          <button class="close" type="button" data-dismiss="modal" aria-label="Close">
            <span aria-hidden="true">×</span>
          </button></div>
        <div class="modal-body">Select "Logout" below if you are ready to end your current
session.</div>
        <div class="modal-footer">
          <button class="btn btn-secondary" type="button" dataddismiss="modal">Cancel</button>

```

```
<a class="btn btn-primary" href="logout.php">Logout</a>
</div></div> </div></div>
```

## 21.session.php

```
<?php
session_start();
//Check whether the session variable SESS_MEMBER_ID is present or not
if (!isset($_SESSION['id']) || (trim($_SESSION['id']) == '')) { ?>
<script>
window.location = "index.php";
</script>
<?php
}
$session_id=$_SESSION['id'];
$user_query = mysqli_query($conn,"select * from users where user_id =
'$session_id'")or die(mysqli_error());
$user_row = mysqli_fetch_array($user_query);
$user_username = $user_row['username'];
?>
```

## 22.style.php

```
@import
url('https://fonts.googleapis.com/css?family=Montserrat:400,500,600,700|Poppins:400,500&display=swap');
*{
margin: 0;
padding: 0;
box-sizing: border-box;
user-select: none;
}
.bg-img{
background-image: url("ivan-aleksic-PDRFeeDniCk-unsplash.jpg");
height: 100vh;
background-size: cover;
background-position: center;
}
.bg-img:after{
position: absolute;
content: "";
top: 0;
left: 0;
height: 100%;
width: 100%;
background: rgba(0,0,0,0.7);
}
.content{
position: absolute;
```

```
top: 50%;
left: 50%;
z-index: 999;
text-align: center;
padding: 60px 32px;
width: 370px;
transform: translate(-50%,-50%);
background: rgba(255,255,255,0.04);
box-shadow: -1px 4px 28px 0px rgba(0,0,0,0.75);
}
.content header{
color: white;
font-size: 33px;
font-weight: 600;
margin: 0 0 35px 0;
font-family: 'Montserrat',sans-serif;
}
.field{
position: relative;
height: 45px;
width: 100%;
display: flex;
background: rgba(255,255,255,0.94);
}
.field span{
color: #222;
width: 40px;
line-height: 45px;
}
.field input{
height: 100%;
width: 100%;
background: transparent;
border: none;
outline: none;
color: #222;
font-size: 16px;
font-family: 'Poppins',sans-serif;
}
.space{
margin-top: 16px;
}
.show{
position: absolute;
right: 13px;
font-size: 13px;
font-weight: 700;
color: #222;
```

```

display: none;
  cursor: pointer;
  font-family: 'Montserrat',sans-serif;
}
.pass-key:valid ~ .show{
  display: block;
}
.pass{
  text-align: left;
  margin: 10px 0;
}
.pass a{
color: white;
  text-decoration: none;
  font-family: 'Poppins',sans-serif;
}
.pass:hover a{
  text-decoration: underline;
}
.field input[type="submit"]{
  background: #3498db;
  border: 1px solid #2691d9;
  color: white;
  font-size: 18px;
  letter-spacing: 1px;
  font-weight: 600;
  cursor: pointer;
  font-family: 'Montserrat',sans-serif;
}
.field input[type="submit"]:hover{
  background: #2691d9;
}
.login{
  color: white;
  margin: 20px 0;
  font-family: 'Poppins',sans-serif;
}
.links{
  display: flex;
  cursor: pointer;
  color: white;
  margin: 0 0 20px 0;
}
.student,.teacher{
  width: 100%;
  height: 45px;
  line-height: 45px;
  margin-left: 10px;

```

```

}.student{
margin-left: 0;
background: #4267B2;
border: 1px solid #3e61a8;
}
.teacher{
background: #E1306C;
border: 1px solid #df2060;
}
.student:hover{
background: #3e61a8;
}
.teacher:hover{
background: #df2060;
}
.links i{
font-size: 17px;
}
i span{
margin-left: 8px;
font-weight: 500;
letter-spacing: 1px;
font-size: 16px;
font-family: 'Poppins',sans-serif;
}
.signup{
font-size: 15px;
color: white;
font-family: 'Poppins',sans-serif;
}
.signup a{
color: #3498db;
text-decoration: none;
}
.signup a:hover{
text-decoration: underline;
}

```

## For Teachers:

### 1.header.php

```

<!DOCTYPE html>
<html lang="en">
<head>
  <meta charset="utf-8">
  <meta http-equiv="X-UA-Compatible" content="IE=edge">

```



```

<meta name="viewport" content="width=device-width, initial-scale=1, shrink-to-
fit=no">
  <meta name="description" content="">
  <meta name="author" content="">
  <title>Online Learning System</title>
  <!-- Custom fonts for this template-->
<link href="admin/vendor/fontawesome-free/css/all.min.css" rel="stylesheet"
type="text/css">
<link
href="https://fonts.googleapis.com/css?family=Nunito:200,200i,300,300i,400,400i,600,6
00i,700,700i,800,800i,900,900i" rel="stylesheet">
  <!-- Custom styles for this template-->
  <link href="admin/css/sb-admin-2.min.css" rel="stylesheet">
  <link href="admin/vendor/datatables/dataTables.bootstrap4.min.css" rel="stylesheet">
</head><body id="page-top">
  <div id="wrapper">

```

## 2.footer.php

```

</body>
</html>

```

## 3.script.php

```

script src="admin/vendor/jquery/jquery.min.js"></script>
  <script src="admin/vendor/bootstrap/js/bootstrap.bundle.min.js"></script>
  <!-- Core plugin JavaScript-->
  <script src="admin/vendor/jquery-easing/jquery.easing.min.js"></script>
  <!-- Custom scripts for all pages-->
  <script src="admin/js/sb-admin-2.min.js"></script>
  <!-- Page level plugins -->
  <script src="admin/vendor/chart.js/Chart.min.js"></script>
  <!-- Page level custom scripts -->
  <script src="admin/js/demo/chart-area-demo.js"></script>
  <script src="admin/js/demo/chart-pie-demo.js"></script>

```

## 4.teacher\_signup.php

```

<?php include("database/connect.php"); ?>
<!DOCTYPE html>
<html lang="en" dir="ltr">
  <head>
    <meta charset="utf-8">
    <title>Teacher Login</title>
    <link rel="stylesheet" href="style.css">
  <link rel="stylesheet" href="https://cdnjs.cloudflare.com/ajax/libs/font-
awesome/5.15.3/css/all.min.css"/>
  </head>
  <body>
    <div class="bg-img">
      <div class="content">
        <header>Sign Up</header>

```

```

<form action="teacher_signup2.php" method="POST">
<div class="field">
    <span class="fa fa-user"></span>
    <input type="text" name="firstname" required placeholder="Firstname"></div>
    <div class="field space">
        <span class="fa fa-user"></span>
        <input type="text" name="lastname" required placeholder="Lastname"></div>
        <div class="field space">
            <span class="fa fa-building"></span>
            <label>Select Department </label>
            <select name="department_id" >
                <option></option>
                <?php
                    $query = mysqli_query($conn,"select * from departments order by
department_name ")or die(mysqli_error());
                    while($row = mysqli_fetch_array($query)){?>
                <option value="<?php echo $row['department_id'] ?>"><?php echo
$row['department_name']; ?></option>
                <?php ?>
            </select></div>
            <div class="field space">
                <span class="fa fa-user"></span>
                <input type="text" name="username" required placeholder="Username"></div>
                <div class="field space">
                    <span class="fa fa-lock"></span>
                    <input type="password" name="password" required placeholder="Password">
                    <span class="show">SHOW</span>
                </div><div class="field space">
                    <input type="submit" name="signup" value="Signup">
                </div></form></div> </div>

<script>
const pass_field = document.querySelector('.pass-key');
const showBtn = document.querySelector('.show');
showBtn.addEventListener('click', function(){
    if(pass_field.type === "password"){
        pass_field.type = "text";
showBtn.textContent = "HIDE";
        showBtn.style.color = "#3498db";
    }else{
        pass_field.type = "password";
        showBtn.textContent = "SHOW";
        showBtn.style.color = "#222";
    }
});
</script>
</body>
</html>

```

## 5.teachers\_signup.php

```
<?php
include('database/connect.php');
session_start();
$username = $_POST['username'];
$password = $_POST['password'];
$firstname = $_POST['firstname'];
$lastname = $_POST['lastname'];
$department_id = $_POST['department_id'];
$sql = mysqli_query($conn,"select * from teacher where firstname='$firstname' and
lastname='$lastname' and department_id = '$department_id'")or die(mysqli_error());
$row = mysqli_fetch_array($sql);
$id = $row['teacher_id'];
$count = mysqli_num_rows($sql);
if ($count > 0){
    mysqli_query($conn,"update teacher set username='$username',password = '$password',
teacher_status = 'Registered' where teacher_id = '$id'")or die(mysqli_error());
    $_SESSION['id']=$id;
    echo "<script>alert('Now you can login!');</script>";
    echo "<script type='text/javascript'> document.location ='index.php'; </script>";
} else {
    echo "<script>alert('Something went wrong!');</script>";
    echo "<script type='text/javascript'> document.location ='teacher_signup.php';
</script> }?>
```

## 6.session.php

```
<?php
//Start session
session_start();
//Check whether the session variable SESS_MEMBER_ID is present or not
if (!isset($_SESSION['id']) || ($_SESSION['id'] == "")) {
    header("location: index.php");
    exit();}
$_SESSION['id']=$_SESSION['id'];
?>
```

## 7.style.css

```
@import
url('https://fonts.googleapis.com/css?family=Montserrat:400,500,600,700|Poppins:400,500,600,700&display=swap');
* {
    margin: 0;
    padding: 0;
    box-sizing: border-box;
    user-select: none;
}
.bg-img {
    background-image: url("ivan-aleksic-PDRFeeDniCk-unsplash.jpg");
```

```
height: 100vh;
background-size: cover;
background-position: center;
}
.bg-img:after {
position: absolute;
content: "";
top: 0;
left: 0;
height: 100%;
width: 100%;
background: rgba(0,0,0,0.7);
}
.content {
position: absolute;
top: 50%; left: 50%;
z-index: 999;
text-align: center;
padding: 60px 32px;
width: 370px;
transform: translate(-50%,-50%);
background: rgba(255,255,255,0.04);
box-shadow: -1px 4px 28px 0px rgba(0,0,0,0.75);
}
.content header {
color: white;
font-size: 33px;
font-weight: 600;
margin: 0 0 35px 0;
font-family: 'Montserrat',sans-serif;
}
.field {
position: relative;
height: 45px;
width: 100%;
display: flex;
background: rgba(255,255,255,0.94);
}
.field span {
color: #222;
width: 40px;
line-height: 45px;
}
.field input {
height: 100%;
width: 100%;
background: transparent;
border: none;
```

```
outline: none;
color: #222;
font-size: 16px;
font-family: 'Poppins',sans-serif;
}
.space{
margin-top: 16px;
}
.show{
position: absolute;
right: 13px;
font-size: 13px;
font-weight: 700;
color: #222;
display: none;
cursor: pointer;
font-family: 'Montserrat',sans-serif;
}
.pass-key:valid ~ .show{
display: block;}
.pass{
text-align: left;
margin: 10px 0;
}
.pass a{
color: white;
text-decoration: none;
font-family: 'Poppins',sans-serif;
}
.pass:hover a{
text-decoration: underline;
}
.field input[type="submit"]{
background: #3498db;
border: 1px solid #2691d9;
color: white;
font-size: 18px;
letter-spacing: 1px;
font-weight: 600;
cursor: pointer;
font-family: 'Montserrat',sans-serif;
}
.field input[type="submit"]:hover{
background: #2691d9;
}
.login{
color: white;
margin: 20px 0;
```

```

font-family: 'Poppins',sans-serif;
}
.links{
display: flex;
cursor: pointer;
color: white;
margin: 0 0 20px 0;
}
.student,.teacher{
width: 100%;
height: 45px;
line-height: 45px;
margin-left: 10px;
}
.student{
margin-left: 0;
background: #4267B2;
border: 1px solid #3e61a8;
}
.teacher{
background: #E1306C;
border: 1px solid #df2060;
}
.student:hover{
background: #3e61a8;
}
.teacher:hover{
background: #df2060;
}
.links i{
font-size: 17px;
}
i span{
margin-left: 8px;
font-weight: 500;
letter-spacing: 1px;
font-size: 16px;
font-family: 'Poppins',sans-serif;
}
.signup{
font-size: 15px;
color: white;
font-family: 'Poppins',sans-serif;
}
.signup a{
color: #3498db;
text-decoration: none;
}

```

```
.signup a:hover{
  text-decoration: underline;
}
```

## 8.teacher\_navbar.php

```
<!-- Sidebar -->
  <ul class="navbar-nav bg-gradient-primary sidebar sidebar-dark accordion"
  id="accordionSidebar">
    <!-- Sidebar - Brand -->
    <a class="sidebar-brand d-flex align-items-center justify-content-center" href="#">
      <div class="sidebar-brand-text mx-3"></div> </a>
    <!-- Divider -->
    <hr class="sidebar-divider my-0">
  <!-- Nav Item - Dashboard -->
    <li class="nav-item active">
      <a class="nav-link" href="teacher_dashboard.php">
        <i class="fas fa-users"></i>
        <span>My Class</span></a>
      </li></li>
    <!-- Divider -->
    <hr class="sidebar-divider d-none d-md-block">
    <!-- Sidebar Toggler (Sidebar) -->
    <div class="text-center d-none d-md-inline">
      <button class="rounded-circle border-0" id="sidebarToggle"></button>
    </div></ul>
  <!-- End of Sidebar -->
```

## 9.teacher\_class\_navbar.php

```
<!-- Sidebar -->
  <ul class="navbar-nav bg-gradient-primary sidebar sidebar-dark accordion"
  id="accordionSidebar"><!-- Sidebar - Brand -->
    <a class="sidebar-brand d-flex align-items-center justify-content-center" href="#">
      <div class="sidebar-brand-text mx-3"></div></a><!-- Divider -->
    <hr class="sidebar-divider my-0">
    <li class="nav-item active">
      <a class="nav-link" href="teacher_dashboard.php<?php echo '?id='.$get_id; ?>">
        <i class="fas fa-arrow-alt-circle-left"></i>
        <span>Back</span></a></li>
    <li class="nav-item active">
      <a class="nav-link" href="my_students.php<?php echo '?id='.$get_id; ?>">
        <i class="fas fa-users"></i>
        <span>My Students</span></a></li>
    <!-- Nav Item - Add Notes -->
    <li class="nav-item active">
      <a class="nav-link" href="notes.php<?php echo '?id='.$get_id; ?>">
        <i class="fas fa-book"></i>
        <span>Add Notes</span></a></li>
    <!-- Nav Item - Schedule Setting -->
```

```

<li class="nav-item active">
  <a class="nav-link" href="addAssignment.php<?php echo '?id='.$$get_id; ?>">
    <i class="nav-icon fas fa-calendar-day"></i>
    <span>Add Assignment</span></a></li>
  <!-- Nav Item - Assignment -->
  <!-- Divider -->
  <hr class="sidebar-divider d-none d-md-block">
  <!-- Sidebar Toggler (Sidebar) -->
  <div class="text-center d-none d-md-inline">
    <button class="rounded-circle border-0"
id="sidebarToggle"></button></div></ul>
  <!-- End of Sidebar -->

```

## 10. login.php

```

<?php
include('database/connect.php');
session_start();
$username = $_POST['username'];
$password = $_POST['password'];
/* student */
$query = "SELECT * FROM student WHERE username='$username' AND
password='$password'";
$result = mysqli_query($conn,$query)or die(mysqli_error());
$row = mysqli_fetch_array($result);
$num_row = mysqli_num_rows($result);
/* teacher */
$query_teacher = mysqli_query($conn,"SELECT * FROM teacher WHERE
username='$username' AND password='$password'")or die(mysqli_error());
$num_row_teacher = mysqli_num_rows($query_teacher);
$row_teahcer = mysqli_fetch_array($query_teacher);
if( $num_row > 0 ) {
  $_SESSION['id']=$row['student_id'];
echo "<script type='text/javascript'> document.location ='student_dashboard.php';
</script>";
} else if ($num_row_teacher > 0){
  $_SESSION['id']=$row_teahcer['teacher_id'];
echo "<script type='text/javascript'> document.location ='teacher_dashboard.php';
</script>";} else {
echo "<script>alert('Something went wrong');</script>";
echo "<script type='text/javascript'> document.location ='index.php'; </script>}?>"

```

## 11.add\_class.php

```

<?php
include('database/connect.php');
if(isset($_POST['submit'])){
  $session_id = $_POST['session_id'];
  $subject_id = $_POST['subject_id'];
  $class_id = $_POST['class_id'];

```



```

$query = mysqli_query($conn,"select * from teacher_class where subject_id =
'$subject_id' and class_id = '$class_id' and teacher_id = '$session_id' ")or
die(mysqli_error());
$count = mysqli_num_rows($query);
if ($count > 0){
echo "true";
}else{
mysqli_query($conn,"insert into teacher_class (teacher_id,subject_id,class_id,)
values('$session_id','$subject_id','$class_id')")or die(mysqli_error());
$teacher_class = mysqli_query($conn,"select * from teacher_class order by
teacher_class_id DESC")or die(mysqli_error());
$teacher_row = mysqli_fetch_array($teacher_class);
$teacher_id = $teacher_row['teacher_class_id'];
$insert_query = mysqli_query($conn,"select * from student where class_id =
'$class_id'")or die(mysqli_error());
while($row = mysqli_fetch_array($insert_query)){
$student_id = $row['student_id'];
mysqli_query($conn,"insert into teacher_class_student
(teacher_id,student_id,teacher_class_id) value('$session_id','$student_id','$teacher_id')")or
die(mysqli_error());
echo "yes";
}}}?>

```

## 12. addAssignment.php

```

<?php include('header.php');?>
<?php include('session.php'); ?>
<?php include('database/connect.php'); ?>
<?php $get_id = $_GET['id']; ?>
<?php include('teacher_class_navbar.php');?>
    <!-- Content Wrapper -->
    <div id="content-wrapper" class="d-flex flex-column">
        <!-- Main Content -->
        <div id="content">
            <!-- Topbar -->
            <nav class="navbar navbar-expand navbar-light bg-white topbar mb-4 static-top shadow">
                <!-- Topbar Navbar -->
                <ul class="navbar-nav ml-auto">
                    <?php include('admin/logout_modal.php'); ?>
                </ul></nav>
                <!-- End of Topbar -->
                <!-- Begin Page Content -->
                <div class="container-fluid"><div>
                    <button type="button" class="btn btn-primary" data-toggle="modal" data-
                    target="#exampleModal">
                    Add Assignment
                </button></div><br>
            <!-- Modal -->

```

```

<div class="modal fade" id="exampleModal" tabindex="-1" role="dialog" aria-
labelledby="exampleModalLabel" aria-hidden="true">
  <div class="modal-dialog" role="document">
    <div class="modal-content">
      <div class="modal-header">
        <h5 class="modal-title" id="exampleModalLabel">Add Assignment</h5>
        <button type="button" class="close" data-dismiss="modal" aria-label="Close">
          <span aria-hidden="true">&times;</span>
        </button></div>
        <form action="save_assignment.php<?php echo '?id='.$_GET['id']; ?>" method="post"
enctype="multipart/form-data" name="upload">
          <div class="modal-body">
            <div class="mb-3">
              <label for="formFile" class="form-label">File</label>
              <input name="uploaded_file" class="form-control" id="fileInput" type="file" >
              <input type="hidden" name="MAX_FILE_SIZE" value="1000000" />
              <input type="hidden" name="id" value="<?php echo $_SESSION['id']; ?>" />
              <input type="hidden" name="id_class" value="<?php echo $_GET['id']; ?>"></div>
              <div class="form-group">
                <label for="inputDescription">File Name </label>
                <input type="text" name="name" class="form-control" id="inputDescription"
placeholder="Enter File Name"></div>
              <div class="form-group">
                <label for="inputDescription">Description </label>
                <input type="text" name="description" class="form-control" id="inputDescription"
placeholder="Enter Description">
              </div></div>
              <div class="modal-footer">
                <button type="button" class="btn btn-secondary" data-
dismiss="modal">Close</button>
                <button type="submit" name="submit" value="submit" class="btn btn-
primary">Upload</button>
              </div></div></div></div></form>
            <div class="row">
              <div class="col-lg-12">
                <!-- Basic Card Example -->
                <div class="card shadow mb-4">
                  <div class="card-header py-3">
                    <?php $class_query = mysqli_query($conn,"select * from teacher_class
LEFT JOIN class ON class.class_id = teacher_class.class_id
LEFT JOIN subject ON subject.subject_id = teacher_class.subject_id
where teacher_class_id = '$_GET['id']" )or die(mysqli_error());
$class_row = mysqli_fetch_array($class_query);?>
                    <ul class="breadcrumb">
                      <li><a href="#"><?php echo $class_row['class_name']; ?></a> <span /></span></li>
                      <li><a href="#"><?php echo $class_row['subject_code']; ?></a> <span /></span></li>
                      <li><a href="#"><b>Uploaded Assignments</b></a></li>

```

```

</ul></div><div class="card-body">
<table cellpadding="0" cellspacing="0" border="0" class="table" id="">
    <thead>
        <tr>
            <th>Date Upload</th>
            <th>File Name</th>
            <th>Description</th>
            <th></th></tr>
        </thead><tbody>
            <?php
$query = mysqli_query($conn,"select * FROM assignment where class_id = '$get_id' and
teacher_id = '$session_id' order by datein DESC ")or die(mysqli_error());
while($row = mysqli_fetch_array($query)){
    $sid = $row['assignment_id'];
    $floc = $row['location'];?> <tr>
        <td><?php echo $row['datein']; ?></td>
        <td><?php echo $row['filename']; ?></td>
        <td><?php echo $row['description']; ?></td>
        <td width="150">
<form method="post" action="view_submit_assignment.php<?php echo '?id='.$get_id
?>&<?php echo 'post_id='.$sid ?>">
<button data-placement="bottom" title="View Student who submit Assignment"
id="<?php echo $sid; ?>view" class="btn btn-success"><i class="fas fa-folder
icon"></i></button> <?php
    if ($floc == ""){
    }else{
    ?>
<a data-placement="bottom" title="Download" id="<?php echo $sid; ?>download"
class="btn btn-info" href="<?php echo $row['location']; ?>"><i class="fas fa-download
"></i></a>
        <?php } ?>
        <!-- <a data-placement="bottom" title="Remove" id="<?php
echo $sid; ?>remove" class="btn btn-danger" href="#"<?php echo $sid; ?>" data-
toggle="modal"><i class="fasfa-remove"></i></a>
        <?php include('delete_assignment_modal.php'); ?>-->
    </td></tr>
    <?php } ?>
</form> </tbody>
</table></div> </div></div></div></div></div>
<!-- Scroll to Top Button-->
<a class="scroll-to-top rounded" href="#"page-top">
    <i class="fas fa-angle-up"></i></a>
<?php include('script.php');?>
<?php include('footer.php');?>
13.save_assignment.php
<?php
include('session.php');

```

```

//Include database connection details
require("opner_db.php");
/* $errmsg_arr = array();
//Validation error flag
$errflag = false; */
$conn= $connector->DbConnector();
$id_class=$_POST['id_class'];
$name=$_POST['name'];
$filedesc=$_POST['description'];
$get_id = $_GET['id'];
$input_name = basename($_FILES['uploaded_file']['name']);
echo $input_name ;
//Function to sanitize values received from the form. Prevents SQL injection
/* function clean($str) {
    $str = @trim($str);
    if (get_magic_quotes_gpc()) {
        $str = stripslashes($str);}
    return mysqli_real_escape_string($str);}
*/ //upload random name/number
    $rd2 = mt_rand(1000, 9999) . "_File";
    $filename = basename($_FILES['uploaded_file']['name']);
    $ext = substr($filename, strrpos($filename, '.') + 1);
    $newname = "admin/uploads/" . $rd2 . "_" . $filename;
    //Attempt to move the uploaded file to it's new place
    (move_uploaded_file($_FILES['uploaded_file']['tmp_name'], $newname));
    $qry = "INSERT INTO assignment
    (description,location,datein,teacher_id,class_id,filename) VALUES
    ('$filedesc','$newname',NOW(),'$session_id','$id_class','$name')";
    // $result = @mysqli_query($conn,$qry);
    $result2 = $connector->query($qry);
    if ($result2)
    {
        $errmsg_arr[] = 'record was saved in the database and the file was uploaded';
        $errflag = true;
        if ($errflag)
            {$_SESSION['ERRMSG_ARR'] = $errmsg_arr;
            session_write_close();
            ?><script>
window.location = 'addAssignment.php<?php echo '?id='.$get_id; ?>';
</script><?php
exit(); }}?>

```

### 11.opner\_db.php

```

<?php
include("dbConnector.php");
$connector = new DbConnector();
?>

```

## 12.dbConnector.php

```
<?php
class DbConnector {
var $theQuery;
var $link;
    public function __construct() {
        ob_start();
// Get the main settings from the array we just loaded
        $host = 'localhost';
        $db = 'my_db';
        $user = 'root';
        $pass = "";
        // Connect to the database
        $this->link = mysqli_connect($host, $user, $pass,$db);
    }
    function __destruct() {
        // var_dump($this->link);
        mysqli_close($this->link);
        ob_end_flush();
    }
function DbConnector(){
    // Get the main settings from the array we just loaded
    $host = 'localhost';
    $db = 'my_db';
    $user = 'root';
    $pass = "";
    // Connect to the database
    $this->link = mysqli_connect($host, $user, $pass,$db);
    // register_shutdown_function(array(&$this, 'close'));
    return $this->link;
}
/** Function: query, Purpose: Execute a database query ***
function query($query) {
    $this->theQuery = $query;
    return mysqli_query($this->link,$query);
}
/** Function: fetchArray, Purpose: Get array of query results ***
function fetchArray($result) {
    return mysqli_fetch_array($result);
}
/** Function: close, Purpose: Close the connection ***
function close() {
mysqli_close($this->link);
}}?>
```

### 13.notes.php

```
<?php include('header.php');?>
<?php include('session.php'); ?>
<?php $get_id = $_GET['id']; ?>
<?php include('teacher_class_navbar.php');?>
<?php include('database/connect.php'); ?>
    <!-- Content Wrapper -->
    <div id="content-wrapper" class="d-flex flex-column">
        <!-- Main Content -->
        <div id="content">
            <!-- Topbar -->
<nav class="navbar navbar-expand navbar-light bg-white topbar mb-4 statictopshadow">
    <!-- Topbar Navbar -->
    <ul class="navbar-nav ml-auto">
        <?php include('admin/logout_modal.php'); ?>
    </ul></nav>
    <!-- End of Topbar -->
    <!-- Begin Page Content -->
    <div class="container-fluid"><div>
<button type="button" class="btn btn-primary" data-toggle="modal" data-
target="#exampleModal">
    Add Notes
</button></div><br>
<!-- Modal -->
<div class="modal fade" id="exampleModal" tabindex="-1" role="dialog" aria-
labelledby="exampleModalLabel" aria-hidden="true">
    <div class="modal-dialog" role="document">
        <div class="modal-content">
            <div class="modal-header">
                <h5 class="modal-title" id="exampleModalLabel">Add Notes</h5>
                <button type="button" class="close" data-dismiss="modal" aria-label="Close">
                    <span aria-hidden="true">&times;</span>
                </button>
            </div>
            <form action="notes2.php" method="post" enctype="multipart/form-data"
name="upload">
                <div class="modal-body">
                    <div class="mb-3">
                        <label >File</label>
                        <input name="uploaded_file" class="form-control" id="fileInput" type="file" required>
                        <input type="hidden" name="MAX_FILE_SIZE" value="1000000" />
                        <input type="hidden" name="id" value="<?php echo $session_id ?>"/>
                        <input type="hidden" name="id_class" value="<?php echo $get_id; ?>"></div>
                        <div class="form-group">
                            <label >File Name </label>
                            <input type="text" name="name" class="form-control" id="inputDescription"
placeholder="Enter File Name"></div>
                    </div>
                </div>
            </form>
        </div>
    </div>
</div>
```

```

<label >Description </label>
<input type="text" name="desc" class="form-control" id="inputDescription"
placeholder="Enter Description">
</div></div><div class="modal-footer">
<button type="button" class="btn btn-secondary" data-dismiss="modal">Close</button>
<button type="submit" name="submit" value="submit" class="btn btn-
primary">Upload</button>
</div></div></div></form>
<div class="card shadow mb-4">
<div class="card-header py-3">
<h6 class="m-0 font-weight-bold text-primary">Add Notes</h6>
<?php $class_query = mysqli_query($conn,"select * from teacher_class
LEFT JOIN class ON class.class_id = teacher_class.class_id
LEFT JOIN subject ON subject.subject_id = teacher_class.subject_id
where teacher_class_id = '$get_id')or die(mysqli_error());
$class_row = mysqli_fetch_array($class_query);
$class_id = $class_row['class_id'];?>
<ul class="breadcrumb"><li><a href="#"><?php echo
$class_row['class_name']; ?></a> <span class="divider"></span></li>
<li><a href="#"><?php echo $class_row['subject_code']; ?></a> <span
class="divider"></span></li>
<li><a href="#"><b>Downloadable Materials</b></a></li></ul></div>
<div class="card-body">
<?php
$query = mysqli_query($conn,"select * FROM notes where class_id = '$get_id' order by
datein DESC ")or die(mysqli_error());
$count = mysqli_fetch_array($query);
if ($count == '0'){ ?>
<div class="alert alert-info"><i class="icon-info-sign"></i> Currently you did not upload
any downloadable materials</div>
<?php }else{?>
<form action="copy_file.php" method="post">
<table cellpadding="0" cellspacing="0" border="0" class="table" id="">
<thead><tr>
<th>Date Upload</th>
<th>File Name</th>
<th>Description</th>
<th>Uploaded by</th>
<th></th>
<th></th></tr>
</thead><tbody>
<?php
$query = mysqli_query($conn,"select * FROM notes where class_id = '$get_id' order by
datein DESC ")or die(mysqli_error());
while($row = mysqli_fetch_array($query)){
$fid = $row['file_id'];?>

```

```

<tr id="del<?php echo $id; ?>">
  <td><?php echo $row['datein']; ?></td>
  <td><?php echo $row['filename']; ?></td>
  <td><?php echo $row['description']; ?></td>
  <td><?php echo $row['uploaded_by']; ?></td>
  <td width="40">
  <a data-placement="bottom" title="Download" id="<?php echo $id; ?>download"
  href="<?php echo $row['location']; ?>"><i class="fas fa-download"></i></a>
</td></tr>
<?php } ?>
  </tbody></table> </form>
  <?php } ?>
</div></div></div>
  <!-- /block -->
</div><div></div></div></div></div>
  <!-- End of Main Content --></div>
  <!-- End of Main Content --></div>
  <!-- End of Content Wrapper --></div>
  <!-- End of Page Wrapper -->
  <!-- Scroll to Top Button-->
  <a class="scroll-to-top rounded" href="#page-top">
    <i class="fas fa-angle-up"></i></a>
<?php include('script.php');?>
<?php include('footer.php');?>

```

## 14.notes2.php

```

<?php
include('session.php');
//Include database connection details
require("opner_db.php");
$errmsg_arr = array();
//Validation error flag
$errflag = false;
$conn = $connector->DbConnector();
$uploaded_by_query = mysqli_query($conn,"select * from teacher where teacher_id =
'$session_id'")or die(mysqli_error());
$uploaded_by_query_row = mysqli_fetch_array($uploaded_by_query);
$uploaded_by
$uploaded_by_query_row['firstname'].".$uploaded_by_query_row['lastname'];
$id_class=$_POST['id_class'];
$get_id=$id_class;
$name=$_POST['name'];
//Function to sanitize values received from the form. Prevents SQL injection
function clean($str) {
  global $conn;
  $str = @trim($str);
  $str = stripslashes($str);

```



```

return mysqli_real_escape_string($conn,$str);
}
//Sanitize the POST values
$filedesc = clean($_POST['desc']);
//$subject= clean($_POST['upname']);
if ($filedesc == "") {
    $errmsg_arr[] = 'file discription is missing';
    $errflag = true;}
//If there are input validations, redirect back to the registration form
if ($errflag) {
    $_SESSION['ERRMSG_ARR'] = $errmsg_arr;
    session_write_close();?<script>
    window.location = 'notes.php<?php echo '?id=!. $get_id; ?>';
    </script>
    <?php exit();}
//upload random name/number
$rd2 = mt_rand(1000, 9999) . "_File";
//Check that we have a file
if ((!empty($_FILES["uploaded_file"])) && ($_FILES["uploaded_file"]["error"] == 0)) {
    //Check if the file is JPEG image and it's size is less than 350Kb
    $filename = basename($_FILES["uploaded_file"]["name"]);
    $ext = substr($filename, strrpos($filename, '.') + 1);
    if (($ext != "exe") && ($_FILES["uploaded_file"]["type"] != "application/x-
msdownload")) {
        //Determine the path to which we want to save this file
        //$newname = dirname(__FILE__).'/upload/'.$filename;
        $newname = "admin/uploads/" . $rd2 . "_" . $filename;
$name_notification = 'Add Downloadable Materials file name.'".'<b>'.$name.'</b>';
        //Check if the file with the same name is already exists on the server
        if (!file_exists($newname)) {
            //Attempt to move the uploaded file to it's new place
            if ((move_uploaded_file($_FILES["uploaded_file"]["tmp_name"], $newname))) {
                //successful upload
                // echo "It's done! The file has been saved as: ".$newname;
                //
                echo
                "INSERT
                INTO
                files
(fdesc,floc,fdatein,teacher_id,class_id,fname,uploaded_by)
VALUES
('$filedesc','$newname',NOW(),'$session_id','$id_class','$name','$uploaded_by)";
                // exit;
                $qry2="INSERT
                INTO
                notes
(description,location,datein,teacher_id,class_id,filename,uploaded_by)
VALUES
('$filedesc','$newname',NOW(),'$session_id','$id_class','$name','$uploaded_by)";
            // $result = @mysqli_query($conn,$qry);
            $result2 = $connector->query($qry2);
            if ($result2) {
                $errmsg_arr[] = 'record was saved in the database and the file was uploaded';
                $errflag = true;
                if ($errflag) {
                    $_SESSION['ERRMSG_ARR'] = $errmsg_arr;

```

```

session_write_close();
    ?><?php
        exit();}
    } else {
        $errmsg_arr[] = 'record was not saved in the database but file was uploaded';
        $errflag = true;
        if ($errflag) {
            $_SESSION['ERRMSG_ARR'] = $errmsg_arr;
            session_write_close(); ?>
        <script>
window.location = 'notes.php<?php echo '?id='.$get_id; ?>';
</script>
<?php exit();
        }}} else {
            //unsuccessful upload
            //echo "Error: A problem occurred during file upload!";
            $errmsg_arr[] = 'upload of file ' . $filename . ' was unsuccessful';
            $errflag = true;
            if ($errflag) { $_SESSION['ERRMSG_ARR'] = $errmsg_arr;
                session_write_close(); ?>
            <script>
window.location = 'notes.php<?php echo '?id='.$get_id; ?>';
</script>
            <?php exit();
                }}} else {
                    //existing upload
                    // echo "Error: File ".$FILES["uploaded_file"]["name"]." already exists";
                    $errmsg_arr[] = 'Error: File >>' . $FILES["uploaded_file"]["name"] . '<< already exists';
                    $errflag = true;
                    if ($errflag) {
                        $_SESSION['ERRMSG_ARR'] = $errmsg_arr;
                        session_write_close(); ?>
                    <script>
window.location = 'notes.php<?php echo '?id='.$get_id; ?>';
</script>
            <?php exit();
                }}} else {
                    //wrong file upload
                    //echo "Error: Only .jpg images under 350Kb are accepted for upload";
                    $errmsg_arr[] = 'Error: All file types except .exe file under 5 Mb are not accepted
for upload';
                    $errflag = true;
                    if ($errflag) {
                        $_SESSION['ERRMSG_ARR'] = $errmsg_arr;
                        session_write_close(); ?><script>
window.location = 'notes.php<?php echo '?id='.$get_id; ?>';
</script>

```

```

<?php exit();
    }}} else {
    //no file to upload
    //echo "Error: No file uploaded";
    $errmsg_arr[] = 'Error: No file uploaded';
    $errflag = true;
    if ($errflag) {
        $_SESSION['ERRMSG_ARR'] = $errmsg_arr;
        session_write_close(); ?>
        <script>
        window.location = 'notes.php<?php echo '?id=.'.$get_id; ?>';
        </script>
        <?php exit();}}
mysqli_close($conn);?>

```

### 15.save\_grade.php

```

<?php
include('admin/connection.php');
$id = $_POST['id'];
$post_id = $_POST['post_id'];
$get_id = $_POST['get_id'];
$grade = $_POST['grade'];
mysqli_query($conn,"update student_assignment set grade = '$grade' where
student_assignment_id = '$id'")or die(mysqli_error());
?><script>
    window.location='view_submit_assignment.php<?php echo
'id=.'.$get_id.'&'. 'post_id=.'.$post_id; ?>';
</script>

```

### 16.teacher\_dashboard.php

```

<?php include('header.php');?>
<?php include('session.php');?>
<?php include('teacher_navbar.php');?>
<?php include('database/connect.php');
    <!-- Content Wrapper -->
    <div id="content-wrapper" class="d-flex flex-column">
        <!-- Main Content -->
        <div id="content">
            <!-- Topbar -->
            <nav class="navbar navbar-expand navbar-light bg-white topbar mb-4 statictopshadow">
                <?php include('admin/logout_modal.php'); ?></nav>
            <!-- Begin Page Content -->
            <div class="container-fluid">
                <!-- Page Heading -->
                <div class="d-sm-flex align-items-center justify-content-between mb-4">
                    <h1 class="h3 mb-0 text-gray-800">My Class</h1>
                </div></div>

```

```

<button type="button" class="btn btn-primary" data-toggle="modal" data-
target="#exampleModal">
  Add Class
</button></div><br>
<!-- Modal -->
<div class="modal fade" id="exampleModal" tabindex="-1" role="dialog" aria-
labelledby="exampleModalLabel" aria-hidden="true">
  <div class="modal-dialog" role="document">
    <div class="modal-content">
      <div class="modal-header">
        <h5 class="modal-title" id="exampleModalLabel">Add Class</h5>
        <button type="button" class="close" data-dismiss="modal" aria-label="Close">
          <span aria-hidden="true">&times;</span>
        </button></div><br>
        <form action="teacher_dashboard.php" method="POST">
          <div class="modal-body">
            <div class="form-group">
              <label >Class Name </label>
              <input type="hidden" name="session_id" value="<?php echo $session_id; ?>"
                <select name="class_id" class="form-control">
                  <option></option>
                <?php
$query = mysqli_query($conn,"select * from class order by class_name");
                while($row = mysqli_fetch_array($query)){ ?>
                  <option value="<?php echo $row['class_id']; ?>"><?php echo $row['class_name'];
?></option>
                <?php } ?>
                </select></div>
              <div class="form-group">
                <label >Subject </label>
                <select name="subject_id" class="form-control" required>
                  <option></option><?php
$query = mysqli_query($conn,"select * from subject order by subject_code");
                  while($row = mysqli_fetch_array($query)){
                    ?>
                    <option value="<?php echo $row['subject_id']; ?>"><?php
echo $row['subject_code']; ?></option>
                    <?php } ?>
                  </select> </div></div>
                <div class="modal-footer">
                  <button type="button" class="btn btn-secondary" data-dismiss="modal">Close</button>
                  <button type="submit" name="submit" value="submit" class="btn btn-primary">Add
                  Class</button>
                </div></div></div></div>
                <?php
include('database/connect.php');
if(isset($_POST['submit'])){
  $session_id = $_POST['session_id'];

```

```

$subject_id = $_POST['subject_id'];
$class_id = $_POST['class_id'];
$query = mysqli_query($conn,"select * from teacher_class where subject_id =
'$subject_id' and class_id = '$class_id' and teacher_id = '$session_id' ")or
die(mysqli_error());
$count = mysqli_num_rows($query);
if ($count > 0){
echo "true";
}else{
mysqli_query($conn,"insert into teacher_class (teacher_id,subject_id,class_id)
values('$session_id','$subject_id','$class_id')")or die(mysqli_error());
$teacher_class = mysqli_query($conn,"select * from teacher_class order by
teacher_class_id DESC")or die(mysqli_error());
$teacher_row = mysqli_fetch_array($teacher_class);
$teacher_id = $teacher_row['teacher_class_id'];
$insert_query = mysqli_query($conn,"select * from student where class_id =
'$class_id'")or die(mysqli_error());
while($row = mysqli_fetch_array($insert_query)){
$id = $row['student_id'];
mysqli_query($conn,"insert into teacher_class_student
(teacher_id,student_id,teacher_class_id) value('$session_id','$id','$teacher_id')")or
die(mysqli_error());
echo "<script>
    alert('Class Added Successfully');
</script>";}}}?>
</form>
<!-- Basic Card Example -->
<div class="card shadow mb-4">
    <div class="card-header py-3">
        <h6 class="m-0 font-weight-bold text-primary">My Class</h6>
    </div>
    <div class="card-body">
        <?php $query = mysqli_query($conn,"select * from teacher_class
LEFT JOIN class ON class.class_id = teacher_class.class_id
LEFT JOIN subject ON subject.subject_id = teacher_class.subject_id
where teacher_id = '$session_id' ")or die(mysqli_error());
$count = mysqli_num_rows($query);
if ($count > 0){
while($row = mysqli_fetch_array($query)){
$id = $row['teacher_class_id'];?>
    <div id="del<?php echo $id; ?>">
        <a href="my_students.php<?php echo '?id='.$id;?>"><div>
        <span><p><?php echo $row['class_name']; ?></p></span>
        </div> </a>
        <p><?php echo $row['class_name']; ?> &nbsp;&nbsp;&nbsp;
        <?php echo $row['subject_code']; ?>&nbsp;&nbsp;&nbsp;</div>
        <?php } }else{ ?><div class="alert alert-info"><i class="icon-info-
sign"></i> No Class Currently Added</div>

```

```

<?php } ?>
    </div></div></div>
    <!-- End of Main Content --></div>
    <!-- End of Content Wrapper --></div>
    <!-- End of Page Wrapper -->
    <!-- Scroll to Top Button-->
    <a class="scroll-to-top rounded" href="#page-top">
        <i class="fas fa-angle-up"></i></a>
<?php include('script.php');?>
<?php include('footer.php');?>

```

## 16.print\_student.php

```

<?php include('header.php'); ?>
<?php include('session.php'); ?>
<?php $get_id = $_GET['id']; ?>
<?php include('teacher_navbar.php'); ?>
<?php include('database/connect.php'); ?>
<!-- Content Wrapper -->
    <div id="content-wrapper" class="d-flex flex-column">
        <!-- Main Content -->
        <div id="content">
            <!-- Topbar -->
<nav class="navbar navbar-expand navbar-light bg-white topbar mb-4 statictopshadow">
    <!-- Sidebar Toggle (Topbar) -->
    <button id="sidebarToggleTop" class="btn btn-link d-md-none rounded-circle mr-3">
        <i class="fa fa-bars"></i>
    </button>
    <!-- Topbar Search -->
</nav>
    <!-- End of Topbar -->
    <!-- Begin Page Content -->
    <div class="container-fluid">
        <!-- Page Heading -->
        <div class="button">
<a href="my_students.php<?php echo '?id='.$get_id; ?>" class="btn btn-primary"
type="button" >Back </a>
    <a id="print" onclick="window.print()" class="btn btn-success"><i class="fas fa-print
icon"></i> Print Student List</a>
        </div><br>
        <div class="row">
            <div class="col-lg-12">
                <!-- Basic Card Example -->
                <div class="card shadow mb-4">
                    <div class="card-header py-3">
                        <h6 class="m-0 font-weight-bold text-primary">My Students</h6>
                    </div><div class="card-body">
<table cellpadding="0" cellspacing="0" border="0" class="table" id="">

```

```

        <thead><tr
        <th>Firstname</th>
        <th>Lastname</th></tr>
        </thead>
        <tbody>

<?php
$my_student = mysqli_query($conn,"SELECT * FROM teacher_class_student
LEFT JOIN student ON student.student_id = teacher_class_student.student_id
INNER JOIN class ON class.class_id = student.class_id where teacher_class_id =
'$get_id' order by lastname ")or die(mysqli_error());
        while($row = mysqli_fetch_array($my_student)){
            $id = $row['teacher_class_student_id'];
            ?>
            <tr id="del<?php echo $id; ?>">
            <td><?php echo $row['firstname']; ?></td>
            <td><?php echo $row['lastname']; ?></td></tr>
        <?php } ?>
        </tbody>
        </table>
        <div></div></div></div></div> </div><div></div>
        <!-- End of Main Content --></div>
        <!-- End of Content Wrapper --></div>
        <!-- End of Page Wrapper -->
        <!-- Scroll to Top Button-->
        <a class="scroll-to-top rounded" href="#page-top">
        <i class="fas fa-angle-up"></i></a>
<?php include('script.php');?>
<?php include('footer.php');?>

```

## 17.my\_student.php

```

<?php include('header.php'); ?>
<?php include('database/connect.php'); ?>
<?php include('session.php'); ?>
<?php $get_id = $_GET['id']; ?>
<?php include('teacher_class_navbar.php'); ?>
    <!-- Content Wrapper -->
        <div id="content-wrapper" class="d-flex flex-column">
            <!-- Main Content -->
            <div id="content">
                <!-- Topbar -->
<nav class="navbar navbar-expand navbar-light bg-white topbar mb-4 static-toshadow">
            <?php include('admin/logout_modal.php'); ?></nav>
            <!-- End of Topbar -->
            <!-- Begin Page Content -->
            <div class="container-fluid">
                <!-- Page Heading -->
                <div>

```

```

<a onclick="window.open('print_student.php<?php echo '?id='.$get_id; ?>')" class="btn
btn-success"><i class="fas fa-list"></i> Student List</a>
</div><br><br>
<div class="row">
  <div class="col-lg-12">
    <!-- Basic Card Example -->
    <div class="card shadow mb-4">
      <div class="card-header py-3">
        <h6 class="m-0 font-weight-bold text-primary">MyStudents</h6>
      <?php
        $my_student = mysqli_query($conn,"SELECT * FROM teacher_class_student
        LEFT JOIN student ON student.student_id = teacher_class_student.student_id
        INNER JOIN class ON class.class_id = student.class_id where teacher_class_id =
        '$get_id' order by lastname ")or die(mysqli_error());
        $count_my_student = mysqli_num_rows($my_student);?>
        Number of Students: <span class="badge badge-info"><?php echo $count_my_student;
        ?></span> </div>
        <div class="card-body"><ul >
          <?php
            $my_student = mysqli_query($conn,"SELECT * FROM teacher_class_student
            LEFT JOIN student ON student.student_id = teacher_class_student.student_id
            INNER JOIN class ON class.class_id = student.class_id where teacher_class_id =
            '$get_id' order by lastname ")or die(mysqli_error());
            while($row = mysqli_fetch_array($my_student)){
              $id = $row['teacher_class_student_id'];?>
              <li id="del<?php echo $id; ?>">
                <p><?php echo $row['firstname'];?>&nbsp;<?php echo $row['lastname'];
                ?>&nbsp;&nbsp;&nbsp;&nbsp;&nbsp;</li>
              <?php } ?> </ul>
            </div></div></div> </div></div></div></div>
          <!-- end breadcrumb --></div>
          <!-- End of Main Content --></div>
          <!-- End of Content Wrapper --></div>
          <!-- End of Page Wrapper -->
          <!-- Scroll to Top Button-->
          <a class="scroll-to-top rounded" href="#page-top">
            <i class="fas fa-angle-up"></i></a>
          <?php include('script.php');?>
          <?php include('footer.php');?>

```

### 18.view\_submit\_assignment.php

```

<?php include('header.php');?>
<?php include('session.php'); ?>
<?php include('database/connect.php'); ?>
<?php $get_id = $_GET['id']; ?>
<?php
  $post_id = $_GET['post id'];

```



```

if($post_id == ""){?>
    <script> window.location = "student_assignment.php<?php echo '?id='.$get_id; ?>";
    </script>
    <?php}?>
<?php include('teacher_navbar.php');?>
    <!-- Content Wrapper -->
    <div id="content-wrapper" class="d-flex flex-column">
        <!-- Main Content -->
        <div id="content">
            <!-- Topbar -->
            <nav class="navbar navbar-expand navbar-light bg-white topbar mb-4 statictopshadow">
                <?php include('admin/logout_modal.php');?>
            </ul></nav>
            <!-- End of Topbar -->
            <!-- Begin Page Content -->
            <div class="container-fluid">
                <!-- Basic Card Example -->
                <div class="card shadow mb-4">
                    <div class="card-header py-3">
                        <?php $class_query = mysqli_query($conn,"select * from teacher_class
                        LEFT JOIN class ON class.class_id = teacher_class.class_id
                        LEFT JOIN subject ON subject.subject_id = teacher_class.subject_id
                        where teacher_class_id = '$get_id'")or die(mysqli_error());
                        $class_row = mysqli_fetch_array($class_query);?>
                    <ul class="breadcrumb">
                        <li><a href="#"><?php echo $class_row['class_name']; ?></a> <span
                        class="divider"></span></li>
                        <li><a href="#"><?php echo $class_row['subject_code']; ?></a> <span
                        class="divider"></span></li>
                        <li><a href="#"><b>Uploaded Assignments</b></a></li></ul><div>
                        <div id="" class="fas fa-muted pull-right"><a href="addAssignment.php<?php echo
                        '?id='.$get_id; ?>"><i class="fas fa-arrow-left"></i> Back</a></div>
                    </div></div><div class="card-body">
                        <?php
                        $query1 = mysqli_query($conn,"select * FROM assignment where assignment_id =
                        '$post_id'")or die(mysqli_error());
                        $row1 = mysqli_fetch_array($query1);?>
                        <div class="alert alert-info">Submit Assignment in : <?php echo $row1['filename'];
                        ?></div><div id="">
                        <table cellpadding="0" cellspacing="0" border="0" class="table" id="">
                            <thead><tr>
                                <th>Date Upload</th>
                                <th>File Name</th>
                                <th>Description</th>
                                <th>Submitted by:</th>
                                <th></th>
                                <th></th>
                            </tr></thead><tbody>

```

```

<?php
$query = mysqli_query($conn,"select * FROM student_assignment
LEFT JOIN student on student.student_id = student_assignment.student_id
where assignment_id = '$post_id' order by assignment_datein DESC")or
die(mysqli_error());

while($row = mysqli_fetch_array($query)){
$id = $row['student_assignment_id'];?>
<tr>
<td><?php echo $row['assignment_datein']; ?></td>
<td><?php echo $row['filename']; ?></td>
<td><?php echo $row['description']; ?></td>
<td><?php echo $row['firstname']." ".$row['lastname']; ?></td>
<td><a href="<?php echo $row['location']; ?>"><i class="icon-download icon-
large"></i></a></td>
<td width="140">
<form method="post" action="save_grade.php">
<input type="hidden" class="form-control" name="id" value="<?php echo $id; ?>">
<input type="hidden" class="form-control" name="post_id" value="<?php echo
$post_id; ?>">
<input type="hidden" class="form-control" name="get_id" value="<?php echo $get_id;
?>">
<input type="text" class="form-control" name="grade" value="<?php echo
$row['grade']; ?>">
<button name="save" class="btn btn-success" id="btn_s"><i class="fas fa-save
icon"></i> Save</button>
</form></td></tr>
<?php } ?
</tbody></table>
</div></div></div></div></div></div>
<!-- Scroll to Top Button-->
<a class="scroll-to-top rounded" href="#page-top">
<i class="fas fa-angle-up"></i></a>
<?php include('script.php');?>
<?php include('footer.php');

```

## 19.logout.php

```

<?php
session_start();
session_destroy();
header('location:index.php');
?>

```

## For Students:

### 1.header.php

```
<!DOCTYPE html>
<html lang="en">
<head><meta charset="utf-8">
  <meta http-equiv="X-UA-Compatible" content="IE=edge">
<meta name="viewport" content="width=device-width, initial-scale=1, shrink-tofit=no">
  <meta name="description" content="">
  <meta name="author" content="">
<title>Online Learning System</title>
<!-- Custom fonts for this template-->
  <link href="admin/vendor/fontawesome-free/css/all.min.css" rel="stylesheet"
type="text/css">
<linkhref="https://fonts.googleapis.com/css?family=Nunito:200,200i,300,300i,400,400i,
600,600i,700,700i,800,800i,900,900i rel="stylesheet">
<!-- Custom styles for this template-->
  <link href="admin/css/sb-admin-2.min.css" rel="stylesheet">
  <link href="admin/vendor/datatables/dataTables.bootstrap4.min.css" rel="stylesheet">
</head>
<body id="page-top">
<!-- Page Wrapper -->
  <div id="wrapper">
```

### 2.class\_sidebar.php

```
<!-- Sidebar -->
  <ul class="navbar-nav bg-gradient-primary sidebar sidebar-dark accordion"
id="accordionSidebar">
  <!-- Sidebar - Brand -->
<a class="sidebar-brand d-flex align-items-center justify-content-center" href="#">
  <div class="sidebar-brand-text mx-3"></div>
</a> <!-- Divider -->
<hr class="sidebar-divider my-0">
  <!-- Nav Item - Dashboard -->
<li class="nav-item active">
<a class="nav-link" href="student_dashboard.php<?php echo '?id=!.Sget_id; ?>">
  <i class="fas fa-arrow-alt-circle-left"></i>
  <span>Back</span></a></li>
  <!-- Nav Item - Dashboard -->
<li class="nav-item active">
  <a class="nav-link" href="my_classmates.php<?php echo '?id=!.Sget_id; ?>">
  <i class="fas fa-users"></i>
  <span>My Classmates</span></a></li></li>
  <!-- Nav Item - Add Notes -->
<li class="nav-item active">
  <a class="nav-link" href="notes_student.php <?php echo '?id=!.Sget_id; ?>">
  <i class="fas fa-book"></i>
```

```

<span>Notes</span></a></li>
  <!-- Nav Item - Schedule Setting -->
  <li class="nav-item active">
    <a class="nav-link" href="student_assignment.php<?php echo '?id='.$get_id; ?>">
      <i class="nav-icon fas fa-book"></i>
      <span> Assignment</span></a></li></li>
  <!-- Divider -->
  <hr class="sidebar-divider d-none d-md-block">
  <!-- Sidebar Toggler (Sidebar) -->
  <div class="text-center d-none d-md-inline">
    <button class="rounded-circle border-0" id="sidebarToggle"></button>
</div></ul><!-- End of Sidebar -->

```

### 3.footer.php

```
</body>
```

```
</html>
```

### 4.index.php

```
<!DOCTYPE html>
```

```
<html lang="en" dir="ltr">
```

```
<head>
```

```
<meta charset="utf-8">
```

```
<title>User Login Form</title>
```

```
<link rel="stylesheet" href="style.css">
```

```
<link rel="stylesheet" href="https://cdnjs.cloudflare.com/ajax/libs/font-awesome/5.15.3/css/all.min.css"/>
```

```
</head>
```

```
<body>
```

```
<div class="bg-img">
```

```
<div class="content">
```

```
<header>Login Form</header>
```

```
<form action="login.php" method="post">
```

```
<div class="field">
```

```
<span class="fa fa-user"></span>
```

```
<input type="text" name="username" required placeholder="Username"></div>
```

```
<div class="field space">
```

```
<span class="fa fa-lock"></span>
```

```
<input type="password" name="password" class="pass-key" required placeholder="Password">
```

```
</div><div class="field space">
```

```
<input type="submit" name="login" value="LOGIN">
```

```
</div></for><div class="login">
```

```
Don't have account? </div>
```

```
<div class="links">
```

```
<div class="student">
```

```
<a href="student_signup.php" > <i class="fa fa-user"><span>Student</span></i></a>
```

```
</div><div class="teacher">
```

```
<a href="teacher_signup.php"><i class="fa fa-user"><span>Teacher</span></i></a>
```

```

</div></div></div></div>
<script>
  const pass_field = document.querySelector('.pass-key');
  const showBtn = document.querySelector('.show');
  showBtn.addEventListener('click', function() {
    if(pass_field.type === "password"){
      pass_field.type = "text";
      showBtn.textContent = "HIDE";
      showBtn.style.color = "#3498db";
    }else{
      pass_field.type = "password";
      showBtn.textContent = "SHOW";
      showBtn.style.color = "#222";
    }
  });
</script>
</body>
</html>

```

## 5.style.css

```

@import
url('https://fonts.googleapis.com/css?family=Montserrat:400,500,600,700|Poppins:400,500&display=swap');
*{
  margin: 0;
  padding: 0;
  box-sizing: border-box;
  user-select: none;
}
.bg-img{
  background-image: url("ivan-aleksic-PDRFeeDniCk-unsplash.jpg");
  height: 100vh;
  background-size: cover; background-position: center;
}
.bg-img:after{
  position: absolute;
  content: "";
  top: 0;
  left: 0;
  height: 100%;
  width: 100%;
  background: rgba(0,0,0,0.7);
}
.content{
  position: absolute;
  top: 50%;
  left: 50%;
  z-index: 999;
  text-align: center;

```

```
padding: 60px 32px;
width: 370px;
transform: translate(-50%,-50%);
background: rgba(255,255,255,0.04);
box-shadow: -1px 4px 28px 0px rgba(0,0,0,0.75);
}
.content header{
color: white;
font-size: 33px;
font-weight: 600;
margin: 0 0 35px 0;
font-family: 'Montserrat',sans-serif;
}
.field{
position: relative;
height: 45px;
width: 100%;
display: flex;
background: rgba(255,255,255,0.94);
}
.field span{
color: #222;
width: 40px;
line-height: 45px;
}
.field input{
height: 100%;
width: 100%;
background: transparent;
border: none;
outline: none;
color: #222;
font-size: 16px;
font-family: 'Poppins',sans-serif;
}
.space{
margin-top: 16px;
}
.show{
position: absolute;
right: 13px;
font-size: 13px;
font-weight: 700;
color: #222;
display: none;
cursor: pointer;
font-family: 'Montserrat',sans-serif;
}
```

```

.pass-key:valid ~ .show{
  display: block;
}
.pass{
  text-align: left;
  margin: 10px 0;
}
.pass a{
  color: white;
  text-decoration: none;
  font-family: 'Poppins',sans-serif;
}
.pass:hover a{
  text-decoration: underline;
}
.field input[type="submit"]{
  background: #3498db;
  border: 1px solid #2691d9;
  color: white;
  font-size: 18px;
  letter-spacing: 1px;
  font-weight: 600;
  cursor: pointer;
  font-family: 'Montserrat',sans-serif;
}
.field input[type="submit"]:hover{
  background: #2691d9;
}
.login{
  color: white;
margin: 20px 0;
  font-family: 'Poppins',sans-serif;
}
.links{
  display: flex;
  cursor: pointer;
  color: white;
  margin: 0 0 20px 0;
}
.student,.teacher{
  width: 100%;
  height: 45px;
  line-height: 45px;
  margin-left: 10px;
}
.student{
  margin-left: 0;
  background: #4267B2;
}

```

```

border: 1px solid #3e61a8;
}
.teacher{
  background: #E1306C;
  border: 1px solid #df2060;
}
.student:hover{
  background: #3e61a8;
}
.teacher:hover{
  background: #df2060;
}
.links i{
  font-size: 17px;
}
i span{
  margin-left: 8px;
  font-weight: 500;
  letter-spacing: 1px;
  font-size: 16px;
  font-family: 'Poppins',sans-serif;
}
.signup{
  font-size: 15px;
  color: white;
  font-family: 'Poppins',sans-serif;
}
.signup a{
  color: #3498db;
  text-decoration: none;
}
.signup a:hover{
  text-decoration: underline;
}

```

## 6.session.php

```

<?php
//Start session
session_start();
//Check whether the session variable SESS_MEMBER_ID is present or not
if (!isset($_SESSION['id']) || ($_SESSION['id'] == "")) {
  header("location: index.php");
  exit();}
$session_id=$_SESSION['id'];?>

```

## 7. student\_signup.php

```

<?php include("database/connect.php"); ?>
<!DOCTYPE html>
<html lang="en" dir="ltr">

```



```

<head>
  <meta charset="utf-8">
  <title>Student Signup</title>
  <link rel="stylesheet" href="style.css">
  <link rel="stylesheet" href="https://cdnjs.cloudflare.com/ajax/libs/font-
awesome/5.15.3/css/all.min.css"/>
</head><body>
  <div class="bg-img">
    <div class="content">
      <header>Sign Up</header>
      <form action="student_signup2.php" method="POST">
        <div class="field">
          <span class="fa fa-user"></span>
          <input type="text" name="firstname" required placeholder="Firstname"></div>
          <div class="field space">
            <span class="fa fa-user"></span>
            <input type="text" name="lastname" required placeholder="Lastname"></div>
          <div class="field space">
            <span class="fa fa-users"></span>
            <label>Select Class </label>
            <select name="class_id" >
              <option></option>
              <?php
$query = mysqli_query($conn,"select * from class order by class_name ")or
die(mysqli_error());
while($row = mysqli_fetch_array($query)){?>
<option value="<?php echo $row['class_id']; ?>"><?php echo $row['class_name'];
?></option>
              <?php ?>
            </select></div>
            <div class="field space">
              <span class="fa fa-user"></span>
              <input type="text" name="username" required placeholder="Username"></div>
              <div class="field space">
                <span class="fa fa-lock"></span>
                <input type="password" name="password" required placeholder="Password">
                <span class="show">SHOW</span></div>
              <div class="field space">
                <input type="submit" name="signup" value="Signup"></div>
            </form></div></div>
            <script>
const pass_field = document.querySelector('.pass-key');
const showBtn = document.querySelector('.show');
showBtn.addEventListener('click', function(){
  if(pass_field.type === "password"){
    pass_field.type = "text";
    showBtn.textContent = "HIDE";
  }
});

```

```

showBtn.style.color = "#3498db";
    }else{
        pass_field.type = "password";
        showBtn.textContent = "SHOW";
        showBtn.style.color = "#222";
    });
</script></body></html>

```

### 8.student\_signup2.php

```

<?php
include('database/connect.php');
session_start();
if(isset($_POST['signup']))
{
$firstname = $_POST['firstname'];
$lastname = $_POST['lastname'];
$class_id = $_POST['class_id'];
$username = $_POST['username'];
$password = $_POST['password'];
$sql = mysqli_query($conn,"select * from student where username='$username' and
firstname='$firstname' and lastname='$lastname' and class_id = '$class_id'")or
die(mysqli_error());
$row = mysqli_fetch_array($sql);
$id = $row['student_id'];
$count = mysqli_num_rows($sql);
if ($count > 0){
mysqli_query($conn,"update student set password = '$password', status = 'Registered'
where student_id = '$id'")or die(mysqli_error());
    $_SESSION['id']= $id;
    echo "<script>alert('Now you can login');</script>";
echo "<script type='text/javascript'> document.location = 'index.php'; </script>";
}else{
echo "<script>alert('Something went wrong');</script>";
echo "<script type='text/javascript'> document.location = 'student_signup.php'; </script>";
}}?>

```

### 9.student\_navbar.php

```

<ul class="navbar-nav bg-gradient-primary sidebar sidebar-dark accordion"
id="accordionSidebar">
<!-- Sidebar - Brand -->
    <a class="sidebar-brand d-flex align-items-center justify-content-center" href="#">
        <div class="sidebar-brand-text mx-3"></div></a><!-- Divider -->
        <hr class="sidebar-divider my-0">
<!-- Nav Item - Dashboard -->
    <li class="nav-item active">
        <a class="nav-link" href="student_dashboard.php">
            <i class="fas fa-users"></i>
            <span>My Class</span></a>

```

```
</li></ul><!-- End of Sidebar -->
```

## 10.student\_dashboard.php

```
<?php include('header.php');?>
<?php include('session.php');?>
<?php include('student_navbar.php');?>
<?php include('database/connect.php');?>
    <!-- Content Wrapper -->
    <div id="content-wrapper" class="d-flex flex-column">
        <!-- Main Content -->
        <div id="content">
            <!-- Topbar -->
            <nav class="navbar navbar-expand navbar-light bg-white topbar mb-4 statictopshadow">
            <?php include('admin/logout_modal.php');?></nav>
                <!-- End of Topbar -->
                <!-- Begin Page Content -->
                <div class="container-fluid">
                    <!-- Basic Card Example -->
                    <div class="card shadow mb-4">
                        <div class="card-header py-3">
                            <h6 class="m-0 font-weight-bold text-primary">My Class
            <?php $query = mysqli_query($conn,"select * from teacher_class_student
            LEFT JOIN teacher_class ON teacher_class.teacher_class_id =
            teacher_class_student.teacher_class_id
            LEFT JOIN class ON class.class_id = teacher_class.class_id
            LEFT JOIN subject ON subject.subject_id = teacher_class.subject_id
            LEFT JOIN teacher ON teacher.teacher_id = teacher_class.teacher_id
            where student_id = '$session_id'
            ")or die(mysqli_error());
            $count = mysqli_num_rows($query);?>
            <span class="badge badge-info"><?php echo $count; ?></span></h6></div>
                        <div class="card-body"><ul >
                            <?php
                            if ($count != '0'){
                                while($row = mysqli_fetch_array($query)){
                                    $sid = $row['teacher_class_id']; ?>
                            <li><a href="my_classmates.php"><?php echo '?id='.$sid; ?>">
                                <div><span><p><?php echo $row['class_name']; ?></p>
                                    </span></div> </a>
                                    <p class="class"><?php echo $row['class_name']; ?> &nbsp;
                                    <?php echo $row['subject_code']; ?> &nbsp;
                                    <?php echo $row['firstname']." ".$row['lastname'];?></p></li>
                            <?php }}else{ ?>
                                <div class="alert alert-info"><i class="icon-info-sign"></i> You
                                are currently not enroll to your class</div>
                            <?php } ?>
                        </ul></div></div>
```

```

<!-- Page Heading --></div>
  <!-- End of Main Content --></div>
    <!-- End of Content Wrapper --></div>
      <!-- End of Page Wrapper --><!-- Scroll to Top Button-->
        <a class="scroll-to-top rounded" href="#page-top">
          <i class="fas fa-angle-up"></i></a>
      <!-- Logout Modal-->
        <div class="modal fade" id="logoutModal" tabindex="-1" role="dialog" aria-
labelledby="exampleModalLabel"
          aria-hidden="true">
          <div class="modal-dialog" role="document">
            <div class="modal-content">
              <div class="modal-header">
                <h5 class="modal-title" id="exampleModalLabel">Ready to Leave?</h5>
              <button class="close" type="button" data-dismiss="modal" aria-label="Close">
                <span aria-hidden="true">x</span></button></div>
              <div class="modal-body">Select "Logout" below if you are ready to end your current
session.</div>
                <div class="modal-footer">
                  <button class="btn btn-secondary" type="button" data-
dismiss="modal">Cancel</button>
                  <a class="btn btn-primary" href="logout.php">Logout</a>
                </div></div></div></div>
            <?php include('script.php');?>
            <?php include('footer.php');?>

```

## 11.student\_assignment.php

```

<?php include('header.php');?>
<?php include('session.php'); ?>
<?php $get_id = $_GET['id']; ?>
<?php include('class_sidebar.php'); ?>
<?php include('database/connect.php'); ?>
  <!-- Content Wrapper -->
    <div id="content-wrapper" class="d-flex flex-column">
      <!-- Main Content -->
        <div id="content"><!-- Topbar -->
          <nav class="navbar navbar-expand navbar-light bg-white topbar mb-4 statictopshadow">
            <?php include('admin/logout_modal.php'); ?></nav>
            <!-- End of Topbar -->
            <!-- Begin Page Content -->
          <div class="container-fluid">
            <!-- Page Heading -->
              <div class="d-sm-flex align-items-center justify-content-between mb-4">
                <h1 class="h3 mb-0 text-gray-800">Submit Assignment</h1> </div>
                <div class="card shadow mb-4">
                  <div class="card-header py-3">

```

```

<?php $class_query = mysqli_query($conn,"select * from teacher_class
LEFT JOIN class ON class.class_id = teacher_class.class_id
LEFT JOIN subject ON subject.subject_id = teacher_class.subject_id
where teacher_class_id = '$get_id'")or die(mysqli_error());
$class_row = mysqli_fetch_array($class_query);
$class_id = $class_row['class_id'];?>
<ul class="breadcrumb">
<li><a href="#"><?php echo $class_row['class_name']; ?></a> <span
class="divider"></span></li>
<li><a href="#"><?php echo $class_row['subject_code']; ?></a> <span
class="divider"></span></li>
<li><a href="#"><b>Submit Assignment</b></a></li></ul></div>
<div class="card-body">
<?php
$query = mysqli_query($conn,"select * FROM assignment where
class_id = '$get_id' order by datein DESC")or die(mysqli_error());
$count = mysqli_num_rows($query);
if ($count == '0'){?>
<div class="alert alert-info">No Assignment Currently Uploaded</div>
<?php
}else{?>
<table cellpadding="0" cellspacing="0" border="0" class="table" id="">
<thead><tr>
<th>Date Upload</th>
<th>File Name</th>
<th>Description</th>
<th></th></tr>
</thead> <tbody>
<?php
$query = mysqli_query($conn,"select * FROM assignment
where class_id = '$get_id' order by datein DESC")or die(mysqli_error());
while($row = mysqli_fetch_array($query)){
$fid = $row['assignment_id'];
$floc = $row['location'];?><tr>
<td><?php echo $row['datein']; ?></td>
<td><?php echo $row['filename']; ?></td>
<td><?php echo $row['description']; ?></td>
<td width="220">
<form id="assign" method="post" action="submit_assignment.php<?php echo
'?id='.$get_id ?>&<?php echo 'post_id='.$fid ?>">
<input type="hidden" name="id" value="<?php echo $fid; ?>">
<?php
if ($floc == ""){
}else{
?>
<a data-placement="bottom" title="Download" id="<?php echo $fid; ?>download"
class="btn btn-info" href="<?php echo $row['location']; ?>"><i class="fas fa-download
icon"></i></a>

```

```

<?php } ?>
<button data-placement="bottom" title="Submit Assignment" id="<?php echo $id;
?>submit" class="btn btn-success" name="btn_assign"><i class="fas fa-
upload"></i></button>
    </form></td></tr>
    <?php } ?>
    </tbody></table>
    <?php } ?>
    </div></div></div>
    <!-- /block -->
    </div></div></div></div></div></div>
    <!-- End of Main Content --></div>
    <!-- End of Main Content --></div>
    <!-- End of Content Wrapper --></div>
    <!-- End of Page Wrapper -->
    <!-- Scroll to Top Button-->
    <a class="scroll-to-top rounded" href="#page-top">
        <i class="fas fa-angle-up"></i></a>
<?php include('script.php');?>
<?php include('footer.php');?>

```

## 12.submit\_assignment.php

```

<?php include('header.php');?>
<?php include('session.php'); ?>
<?php $get_id = $_GET['id']; ?>
<?php include('class_sidebar.php'); ?>
<?php include('database/connect.php'); ?>
<?php
    $post_id = $_GET['post_id'];
    if($post_id == ""){
    ?><script>
        window.location = "student_assignment.php<?php echo '?id='.$get_id; ?>";
    </script>
<?php } ?>
    <!-- Content Wrapper -->
    <div id="content-wrapper" class="d-flex flex-column">
        <!-- Main Content -->
        <div id="content">
            <!-- Topbar -->
<nav class="navbar navbar-expand navbar-light bg-white topbar mb-4 statictopshadow">
<?php include('admin/logout_modal.php'); ?>
    <!-- Topbar Navbar -->
        <ul class="navbar-nav ml-auto"></nav>
    <!-- End of Topbar -->
    <!-- Begin Page Content -->
    <div class="container-fluid">
        <!-- Page Heading -->

```

```

<div class="d-sm-flex align-items-center justify-content-between mb-4">
    <h1 class="h3 mb-0 text-gray-800">Submit Assignment</h1></div><div>
        &nbsp;<button type="button" class="btn btn-primary" data-toggle="modal"
data-target="#exampleModal">Submit
</button></div><br>
<!-- Modal -->
<div class="modal fade" id="exampleModal" tabindex="-1" role="dialog" aria-
labelledby="exampleModalLabel" aria-hidden="true">
    <div class="modal-dialog" role="document">
        <div class="modal-content">
            <div class="modal-header">
                <h5 class="modal-title" id="exampleModalLabel">Submit Assignment</h5>
                <button type="button" class="close" data-dismiss="modal" aria-label="Close">
                    <span aria-hidden="true">&times;</span>
                </button></div>
            <form action="upload_assignment.php" method="POST" enctype="multipart/form-
data">
                <div class="modal-body">
                    <div class="form-group">
                        <label for="inputDescription">Quiz Title</label>
                        <input name="uploaded_file" class="form-control" id="fileInput" type="file" required>
                            <input type="hidden" name="MAX_FILE_SIZE" value="1000000" />
                            <input type="hidden" name="id" value="<?php echo $post_id; ?>"/>
                            <input type="hidden" name="get_id" value="<?php echo $get_id; ?>"/>
                        </div><div class="form-group">
                            <label >File Name </label>
                            <input type="text" name="name" class="form-control" id="inputDescription"
placeholder="Enter Description"></div>
                            <div class="form-group">
                                <label >Description</label>
                                <input type="text" name="description" class="form-control" id="inputDescription"
placeholder="Enter Description">
                            </div></div>
                            <div class="modal-footer">
                                <button type="button" class="btn btn-secondary" data-dismiss="modal">Close</button>
                                <button type="submit" name="submit" value="submit" class="btn btn-
primary">Upload</button>
                            </div></div></div></div></form>
                        <div class="card shadow mb-4">
                            <div class="card-header py-3">
                                <?php $class_query = mysqli_query($conn,"select * from teacher_class
LEFT JOIN class ON class.class_id = teacher_class.class_id
LEFT JOIN subject ON subject.subject_id = teacher_class.subject_id
where teacher_class_id = '$get_id'")or die(mysqli_error());
                                $class_row = mysqli_fetch_array($class_query);
                                ?>
                                <ul class="breadcrumb">

```

```

<li><a href="#"><?php echo $class_row['class_name']; ?></a> <span
class="divider"></span></li>
<li><a href="#"><?php echo $class_row['subject_code']; ?></a> <span
class="divider"></span></li>
<li><a href="#"><b>Uploaded Assignments</b></a></li></ul></div>
    <div class="card-body">
        <?php
            $query1 = mysqli_query($conn,"select * FROM assignment
where assignment_id = '$post_id')or die(mysqli_error());
            $row1 = mysqli_fetch_array($query1);
            ?>
        <div class="alert alert-info">Submit Assignment in : <?php echo $row1['filename'];
?></div>
        <div id="">
        <table cellpadding="0" cellspacing="0" border="0" class="table" id=""><thead><tr>
            <th>Date Upload</th>
            <th>File Name</th>
            <th>Description</th>
            <th>Submitted by:</th>
            <th>Grade</th> </tr>
        </thead>
        <tbody>
            <?php
                $query = mysqli_query($conn,"select * FROM student_assignment
                LEFT JOIN student on student.student_id = student_assignment.student_id
                where assignment_id = '$post_id' order by assignment_datein DESC")or
                die(mysqli_error());
                while($row = mysqli_fetch_array($query)){
                    $sid = $row['student_assignment_id'];
                    $student_id = $row['student_id'];
                    ?><tr>
                        <td><?php echo $row['assignment_datein']; ?></td>
                        <td><?php echo $row['filename']; ?></td>
                        <td><?php echo $row['description']; ?></td>
                        <td><?php echo $row['firstname']." ".$row['lastname']; ?></td>
                        <?php if ($session_id == $student_id){ ?>
                            <td>
                                <span class="badge badge-success"><?php echo $row['grade']; ?></span></td>
                                <?php }else{ ?>
                                    <td></td>
                                <?php } ?></tr>
                        <?php } ?>
                    </tbody>
                </table>
            </div></div></div>
        <!-- /block -->
    </div><div></div></div></div></div>

```



```

        <!-- End of Main Content --> </div>
        <!-- End of Main Content --></div>
        <!-- End of Content Wrapper --></div>
        <!-- End of Page Wrapper -->
        <!-- Scroll to Top Button-->
        <a class="scroll-to-top rounded" href="#page-top">
            <i class="fas fa-angle-up"></i></a>
<?php include('script.php');?>
<?php include('footer.php');?>

```

### 13. notes\_student.php

```

<?php include('header.php');?>
<?php include('session.php'); ?>
<?php $get_id = $_GET['id']; ?>
<?php include('class_sidebar.php'); ?>
<?php include('database/connect.php'); ?>
    <!-- Content Wrapper -->
    <div id="content-wrapper" class="d-flex flex-column">
        <!-- Main Content -->
        <div id="content">
            <!-- Topbar -->
            <nav class="navbar navbar-expand navbar-light bg-white topbar mb-4 statictopshadow">
                <?php include('admin/logout_modal.php'); ?></nav>
                <!-- End of Topbar -->
                <!-- Begin Page Content -->
                <div class="container-fluid">
                    <!-- Page Heading -->
                    <div class="d-sm-flex align-items-center justify-content-between mb-4">
                        <h1 class="h3 mb-0 text-gray-800">Download Notes</h1></div>
                    <div class="card shadow mb-4">
                        <div class="card-header py-3">
                            <?php $class_query = mysqli_query($conn,"select * from teacher_class
                                LEFT JOIN class ON class.class_id = teacher_class.class_id
                                LEFT JOIN subject ON subject.subject_id = teacher_class.subject_id
                                where teacher_class_id = '$get_id'")or die(mysqli_error());
                                $class_row = mysqli_fetch_array($class_query);
                                $class_id = $class_row['class_id'];?>
                            <ul class="breadcrumb">
                                <li><a href="#"><?php echo $class_row['class_name']; ?></a> <span
                                class="divider"></span></li>
                                <li><a href="#"><?php echo $class_row['subject_code']; ?></a> <span
                                class="divider"></span></li>
                                <li><a href="#"><b>Downloadable Materials</b></a></li>
                            </ul></div>
                            <div class="card-body">
                                <?php

```

```

$query = mysqli_query($conn,"select * FROM notes where class_id = '$get_id' order by
datein DESC ")or die(mysqli_error());
$count = mysqli_fetch_array($query);
if ($count == '0'){ ?>
    <div class="alert alert-info"><i class="icon-info-sign"></i>
Currently you did not upload any downloadable materials</div>
<?php }else{?>
    <form action="copy_file.php" method="post">
    <table cellpadding="0" cellspacing="0" border="0" class="table" id=""><thead>
        <tr>
            <th>Date Upload</th>
            <th>File Name</th>
            <th>Description</th>
            <th>Uploaded by</th>
            <th></th><th></th>
        </tr>
    </thead><tbody>
    <?php
        $query = mysqli_query($conn,"select * FROM notes where
class_id = '$get_id' order by datein DESC ")or die(mysqli_error());
        while($row = mysqli_fetch_array($query)){
            $id = $row['file_id'];?>
            <tr id="del<?php echo $id; ?>">
                <td><?php echo $row['datein']; ?></td>
                <td><?php echo $row['filename']; ?></td>
                <td><?php echo $row['description']; ?></td>
                <td><?php echo $row['uploaded_by']; ?></td>
                <td width="40">
                    <a data-placement="bottom" title="Download" id="<?php echo $id; ?>download"
href="<?php echo $row['location']; ?>"><i class="fas fa-download"></i></a>
                    <a data-placement="bottom" title="Remove" id="<?php echo $id; ?>remove"
href="#"<?php echo $id; ?>" data-toggle="modal"><i class="fas fa-remove"></i></a>
                    <!-- <?php include('delete_download_modal.php'); ?>-->
                </td></tr>
            <?php } ?>
        </tbody></table></form>
    <?php } ?>
</div></div></div>
<!-- /block -->
</div></div></div></div></div></div>
<!-- End of Main Content --></div>
<!-- End of Main Content --></div>
<!-- End of Content Wrapper --></div>
<!-- End of Page Wrapper -->
<!-- Scroll to Top Button-->
<a class="scroll-to-top rounded" href="#page-top">
    <i class="fas fa-angle-up"></i></a>
<?php include('script.php');?>

```

```

<?php include('footer.php');?>
14.my_classmates.php
<?php include('header.php'); ?>
<?php include('session.php'); ?>
<?php $get_id = $_GET['id']; ?>
<?php include('class_sidebar.php'); ?>
<?php include('database/connect.php'); ?>
<div id="content-wrapper" class="d-flex flex-column">
<!-- Main Content -->
    <div id="content">
        <!-- Topbar -->
<nav class="navbar navbar-expand navbar-light bg-white topbar mb-4 statictopshadow">
    <?php include('admin/logout_modal.php'); ?></nav>
    <!-- End of Topbar -->
    <!-- Begin Page Content -->
    <div class="container-fluid"></div>
        <div class="row">
            <div class="col-lg-12">
<!-- Basic Card Example -->
                <div class="card shadow mb-4">
                    <div class="card-header py-3">
                        <?php $query = mysqli_query($conn,"select * from teacher_class_student
LEFT JOIN teacher_class ON teacher_class.teacher_class_id =
teacher_class_student.teacher_class_id
JOIN class ON class.class_id = teacher_class.class_id
JOIN subject ON subject.subject_id = teacher_class.subject_id
where student_id = '$session_id'
")or die(mysqli_error());
$row = mysqli_fetch_array($query);
$id = $row['teacher_class_student_id'];
?><ul class="breadcrumb">
                <li><a href="#"><?php echo $row['class_name']; ?></a> <span
class="divider"></span></li>
                <li><a href="#"><?php echo $row['subject_code']; ?></a> <span
class="divider"></span></li>
                <li><a href="#"><b>My Classmates</b></a></li></ul></div>
                <div class="card-body">
                    <ul id="da-thumbs" class="da-thumbs">
                        <ul id="da-thumbs" class="da-thumbs">
                            <?php
                                $my_student = mysqli_query($conn,"SELECT *FROM teacher_class_student
LEFT JOIN student ON student.student_id = teacher_class_student.student_id
INNER JOIN class ON class.class_id = student.class_id where teacher_class_id
= '$get_id' order by lastname ")or die(mysqli_error());
                                while($row = mysqli_fetch_array($my_student)){
                                    $id = $row['teacher_class_student id'];

```

```

?><li id="del<?php echo $id; ?>">
  <a class="classmate_cursor" href="#">
    <div><span></span></div></a>
<p ><?php echo $row['lastname'];?>
  <?php echo $row['firstname']; ?></p></li>
  <?php } ?>
</ul></ul>
</div></div></div></div>
<!-- End of Main Content --></div>
<!-- End of Content Wrapper --></div>
<!-- End of Page Wrapper -->
<!-- Scroll to Top Button-->
<a class="scroll-to-top rounded" href="#page-top">
  <i class="fas fa-angle-up"></i>
</a><?php include('script.php');?>
<?php include('footer.php');?>

```

### 15.logout.php

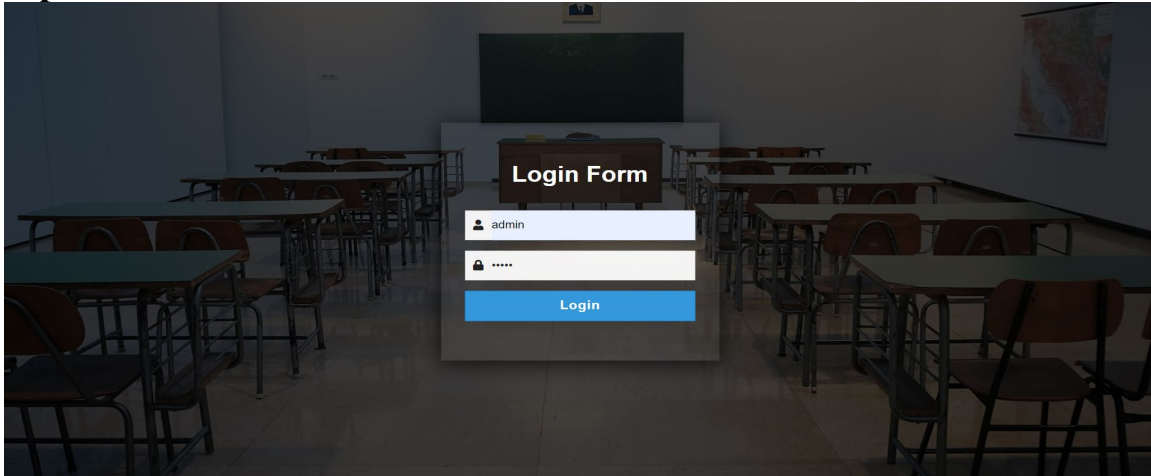
```

<?php
session_start();
session_destroy();
header('location:index.php');
?>

```

# INPUT AND OUTPUT DESIGN

**For Admin:  
login.php  
Input-**



**Output-**

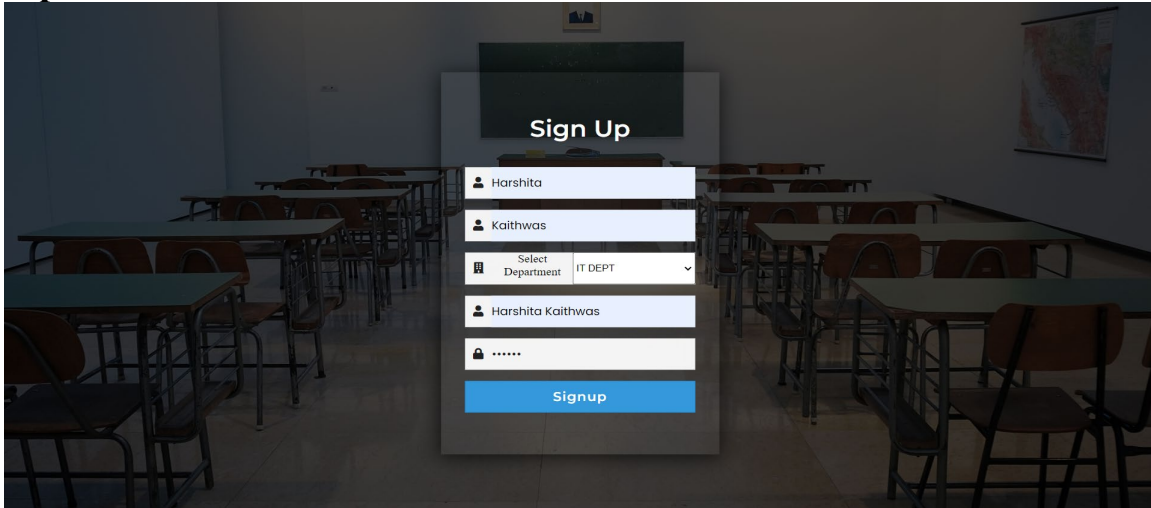
A screenshot of an admin dashboard. On the left is a blue sidebar with a menu containing "Subject", "Class", "Admin Users", "Department", "Student", "Teachers", "Notes", and "Assignment". The main content area has a "Logout" button in the top right and an "Add Subject" button. Below the button is a table with the following data:

Subject Code	Subject title	Description	Unit	Semester
1001	PHP	xyz	4	2nd
1002	JAVA	xyz	4	4th
1003	C#	xyz	4	3rd
1004	IPA	xyz	4	6th
1005	ASP.Net	dffdfgrdfgdf	4	6th

## For Teachers:

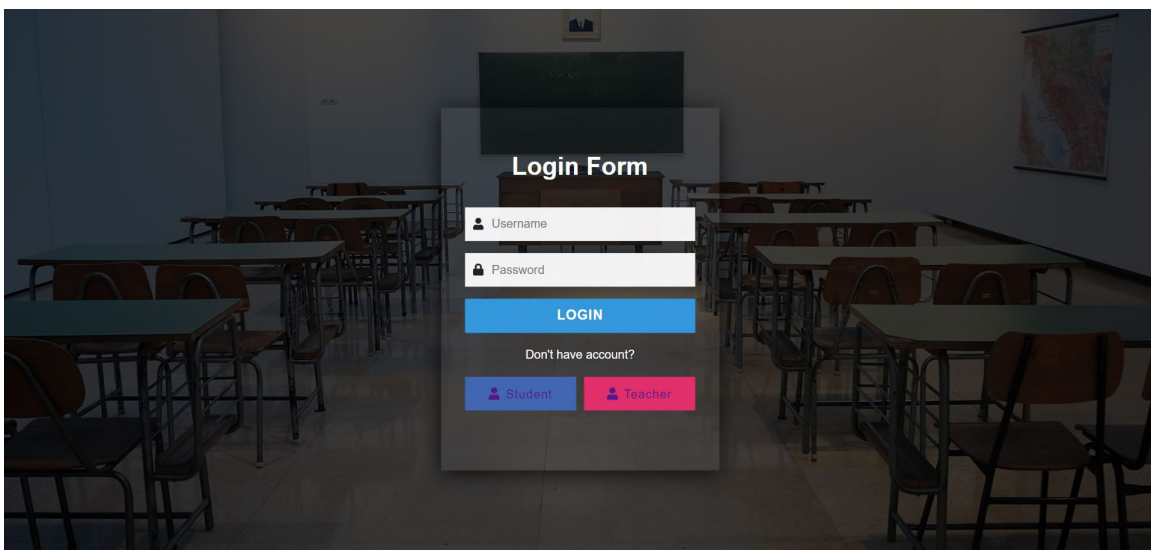
### Teacher\_signup.php

#### Input-



A screenshot of a web application interface for teacher registration. The background is a dimly lit classroom with rows of desks and chairs. In the center, a white modal box titled "Sign Up" is displayed. The form contains the following fields: a text input for "Name" with the value "Harshita", a text input for "Last Name" with the value "Kaithwas", a dropdown menu for "Department" with "IT DEPT" selected, a text input for "Full Name" with the value "Harshita Kaithwas", and a password input field with masked characters ".....". A blue "Signup" button is located at the bottom of the form.

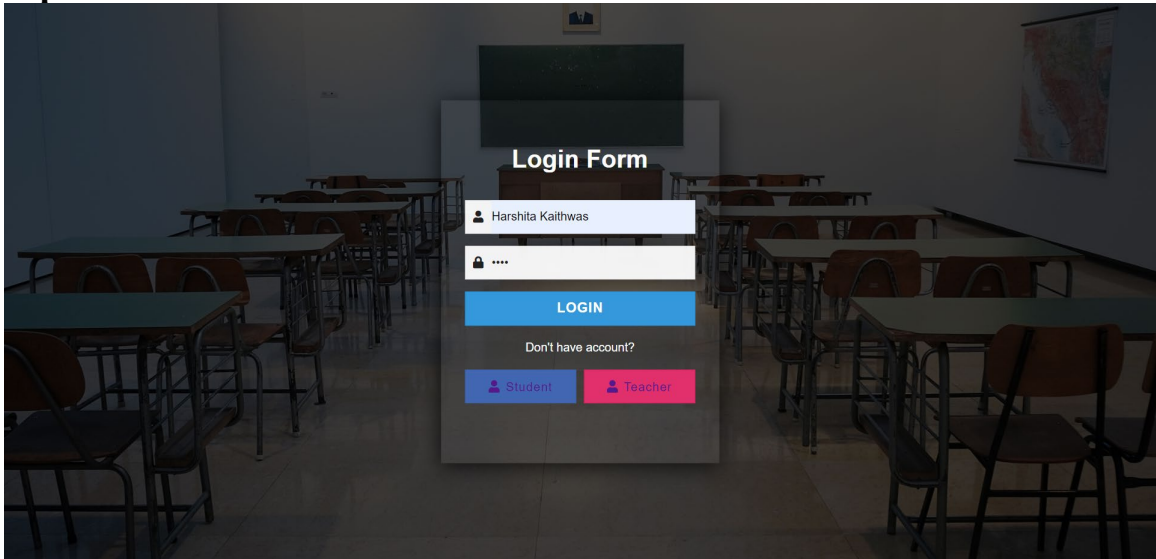
#### Output-



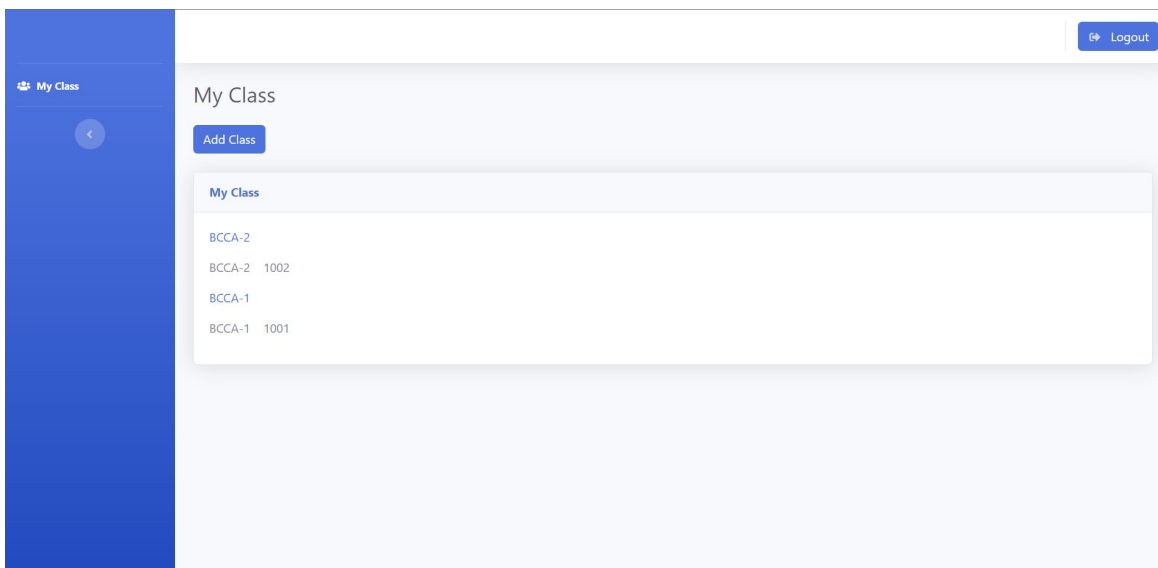
A screenshot of a web application interface for user login. The background is the same dimly lit classroom. In the center, a white modal box titled "Login Form" is displayed. The form contains the following fields: a text input for "Username", a password input field for "Password", and a blue "LOGIN" button. Below the button, there is a link "Don't have account?". At the bottom, there are two buttons: "Student" (blue) and "Teacher" (pink).

# login.php

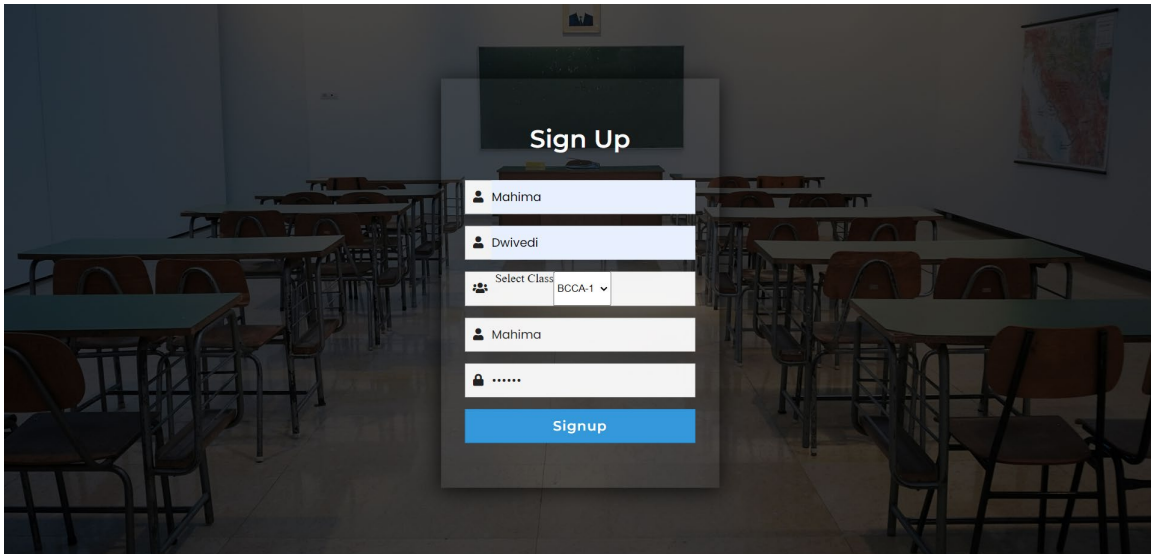
## Input-



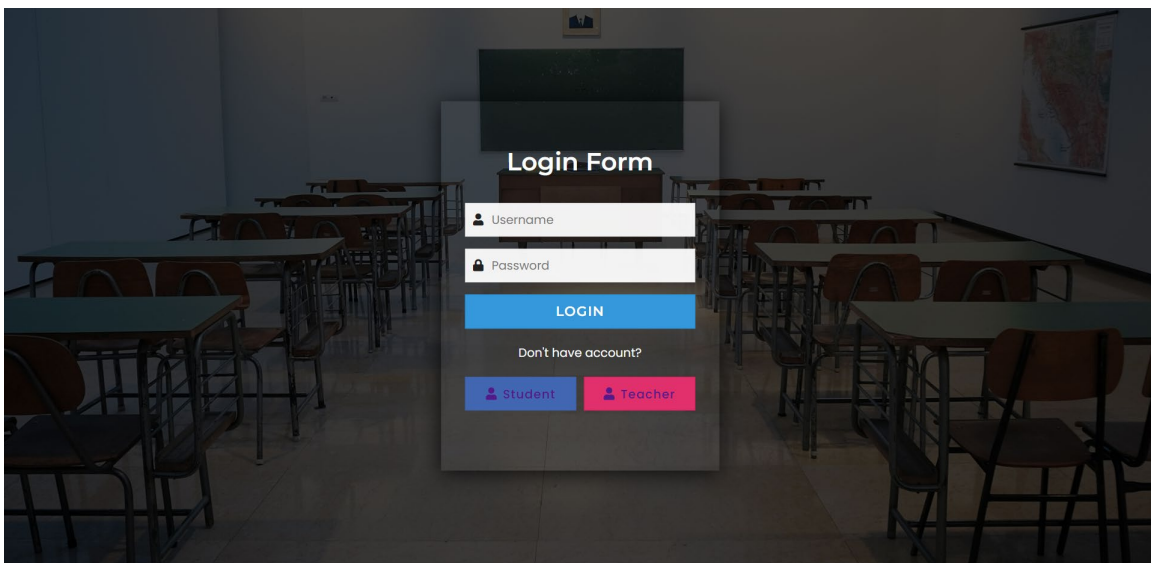
## Output-



**For student:**  
**student\_signup.php**  
**Input-**



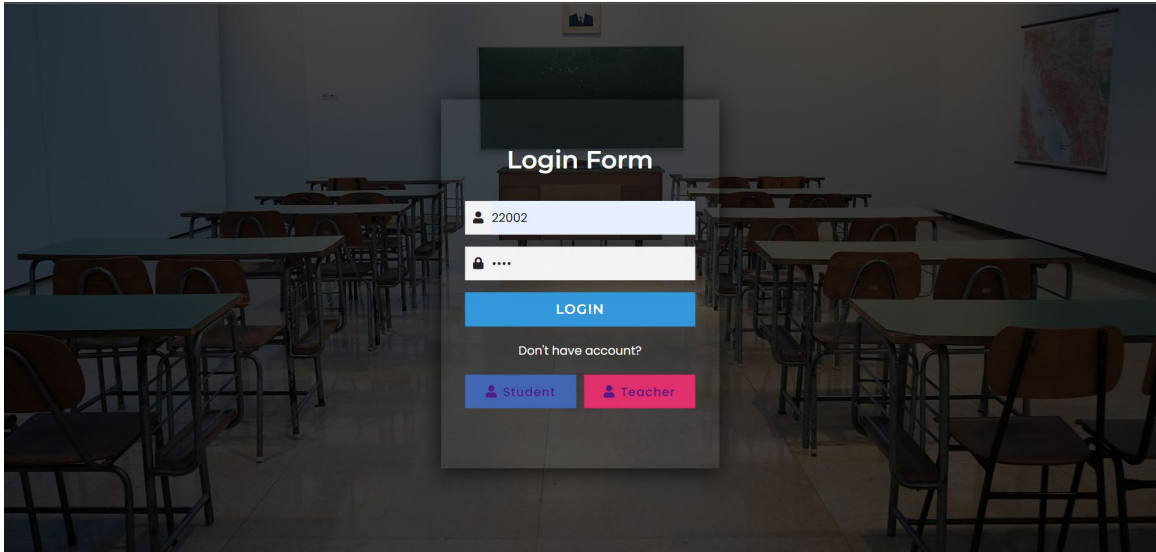
**Output-**



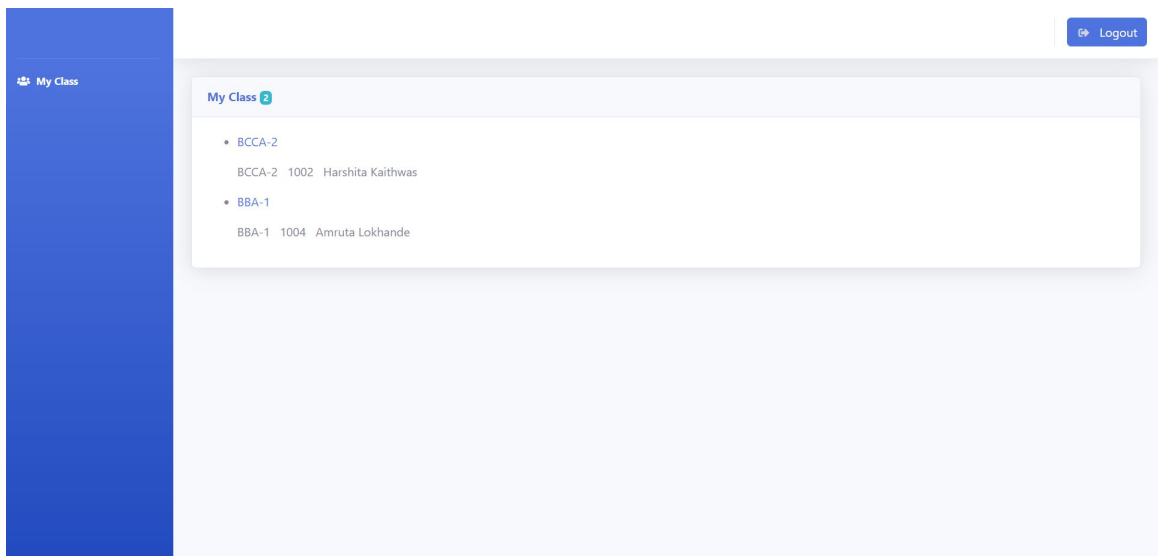


## login.php

### Input-



### Output-



# **TESTING AND VALIDATION**

# TESTING

Testing is the vital for the success of the system. System testing makes a logical assumption that if all the parts of the system are correct, the goal will be successfully achieved.

Testing eternity done at two levels:

1. Testing of individual module.
2. Testing of entire system.

## **Testing Techniques:**

**1. Unit Testing:** It focuses on the smallest unit of software design. In this, we test an individual unit or group of interrelated units. It is often done by the programmer by using sample input and observing its corresponding outputs.

**2. System Testing:** This software is tested such that it work fine for the different operating system. It is covered under the black box testing technique. In this, we just focus on the required input and output without focusing on internal working.

**3. Stress Testing:** In this we give unfavorable conditions to the system and check how they perform in those conditions.

**4. Performane Testing:** it is designed to test the run time performance of software within the context of an integrated system. It is used to test the speed and effectiveness of the program. It is called load testing. In it we check, what is the performance of the system in the given load.

## Validation

Validation testing is the process of ensuring if the tested and developed software satisfies the user needs. The business requirement login or scenarios have to be tested in details.

All the critical functionalities of an application must be tested here.

Validation put it control over the data. It stops the input of the invalid data and also guide during input of data. Whenever the invalid data or wrong data enter by the user it will show the error message.

The validations provided on our software are:

**1.Error Message:** In our system we have provided all the validation that will guide the user for entering valid data when the user enters the incorrect data into system. If user enter a wrong input, they will not get the desired output. To avoid this problem we have introduced “error messages” to guide user to enter the correct data.

**2.Username:** We have also provided the validation for the username. Teachers and students can register only by the username provided by the admin. If the enter the wrong username they cannot register themselves in the system.

**3.Duplication of values:** In our project, we provide the validation of duplicate values. When the user entered the value which is already present in the database then the error message will be displayed that the data already exists.

# **SYSTEM SECURITY MEASURES**

## System Security Measures

In order to maintain the security regarding the confidential data in our system we provide some security measures to overcome this.

All the data in the system are confidential and it must be secured from unauthorized access. Confidential information should be kept secret and inaccessible. Following are some security measures that we have taken in our project:

### **1.Password:**

Application must have the password facility with this no one can enter into our system without using a password. The password should be unique and only to the system. By entering the correct password user can login to system and if user enter the wrong password, they will get the message “Invalid Username and Password”.

### **2.Username:**

Our application also provides the username facility without it users cannot enter into our system or project. Teachers and students have unique usernames they can only login with that username otherwise they will get the error message “Invalid Username and Password”.

**IMPLEMENTATION,  
EVALUATION AND  
MAINTENANCE**

## **Implementation:**

After you have carefully planned your project , you will be ready to start the project implementation phase. The implementation phase involves putting the project plans into action. Implementation as an activity has to be carefully managed. The System implementation stands for the conversion of three types

- 1.System conversion of manual system into computerized system in the way to understand by the user of the project made by us being access.
- 2.Conversion of existing computerized system into modified version of hardware and software both are checked by us for better performance.
- 3.Keeping the hardware and implementing the new techniques is where we checked other hardware i.e., Ram, Hard disk for better performance.

## **Maintenance:**

In project, maintenance is done implementation problem to rectify design, coding and implementation problem detected after the problem generally surfaces immediate attention as it hampers the day-to-day work of end users. Proper planning and interaction with the end user during system development can minimize corrective maintenance.

Preventive maintenance, is done to prevent system failure by bringing changes to software for the system safe and easy maintenance comes under preventive maintenance.



## **Evaluation:**

After the implementation stage, another important stage in project development is evaluation. After keeping the project in the working condition for the sometime all the errors that are showing in the computer program should be removed. The programmer needs to correct them so that same error should not be repeated. The evaluation process includes the study of the existing system their drawbacks and the various option to improve the system.

The system is evaluated on the basis of:

- 1.System Availability
- 2.Compatibility
- 3.Correcting Errors
- 4.Resolving necessary changes
- 5.Specification changes
- 6.Enchance or modifying the system maintenance.

# **FUTURE SCOPE**

## **FUTURE SCOPE**

1. We can give more advance software for “Online Learning System” including more facilities.
2. We can add a message module. With the help of this student and teachers can message each other.
3. We can add a notification module. With the help of this teacher can notify their students for downloading notes and submitting assignments.

The above-mentioned points are the enhancements which can be done to increase the applicability and usage of the project.

# CONCLUSION

## **CONCLUSION**

We have created “Online Learning System” project to improve the manual existing system by the computerized system as there are many drawbacks in the present manual system. We have used PHP, MYSQL, HTML, CSS, Bootstrap and JavaScript to build this application. Our project has some pros and cons which will be updated as per the feedback of the users.

# **BIBLIOGRAPHY**

# BIBLIOGRAPHY

## WEBSITES:

[www.google.com](http://www.google.com)

[www.youtube.com](http://www.youtube.com)

[www.wikipedia.com](http://www.wikipedia.com)

[www.tutorialpoint.com](http://www.tutorialpoint.com)

[www.w3school.com](http://www.w3school.com)

**APPROVED COPY OF SYNOPSIS**



A  
PROJECT SYNOPSIS  
ON  
**“Online Learning System”**

Submitted to

**G. S. COLLEGE OF COMMERCE & ECONOMICS, NAGPUR  
AUTONOMOUS  
In the Partial Fulfillment of**

**B.Com. (Computer Application) Final Year**

**Synopsis Submitted by  
YASH JUGALKISHOR PAIGWAR  
MAYURI HARI RAUT**

**Under the Guidance of  
Pravin J. Yadao**



**G. S. COLLEGE OF COMMERCE & ECONOMICS, NAGPUR  
AUTONOMOUS  
2021-2022**

## **1.Introduction:**

We are creating a system in which there are 3 types of users they are Admin, Teacher and the Student.

**Admin:-** The admin is the incharge of maintaining important data such as subject, classes, student, teacher & department etc.

**Teacher:-** Teacher can create his/her class. Teacher can view the student of the particular class. He/she can upload study material for the class.

**Student:-** He/she can view their class and also they are able to download the study material which is given by teacher.

## **2. Objectives of the project:**

- i) It Provide accuracy and Faster data access.
- ii) It provides better and efficient services.
- iii)The main objective of this system is to manage the details of profile, department, classes, student and teacher etc.
- iv) The purpose of the project is to build an application program to reduce manual work for managing the profile, student and teacher database.

## **3. Project Category: Web Application**

## **4. Tools/ Platform/ Languages to be used:**

- i) Front end : HTML, CSS, Bootstrap (version 5.1.3)
- ii) Back end : PHP(Version 8.1.2), MySQL Server (Version 8.0.25)
- iii) Tool : XAMPP Control Panel (Version 3.3.0)

## **5. Scope of future application: (Write 4 to 5 points)**

- i) We will host the platform on online server to make it accessible worldwide.
- ii) We can add print feature with the use of Gmail.
- iii) We can add new features in online learning system.
- iv) We can Implement the backup mechanism for taking backup of Data on regular basis on different servers.

**Submitted by,**

**Mayuri Hari Raut  
Yash Jugalkishor Paigwar**

**Approved by,  
Prof. Pravin Yadao**

**Project Guide**