

A
PROJECT
ON

**“Project Name”
E-LEARNING WEBSITE**

Submitted to

**G. S. COLLEGE OF COMMERCE & ECONOMICS, NAGPUR
(AUTONOMOUS)**

In the Partial Fulfillment of

B.Com. (Computer Application) Final Year

Submitted by

Students Name

Vaishali B.Wankhede

Trupti A. Jambhulkar

Under the Guidance of

Pravin J. Yadao



**G. S. COLLEGE OF COMMERCE & ECONOMICS, NAGPUR
(AUTONOMOUS)**

2020-2021

**G. S. COLLEGE OF COMMERCE & ECONOMICS,
NAGPUR
(AUTONOMOUS)
CERTIFICATE**

(2020 - 2021)

This is to certify that Mr. /Miss _Vaishali B. Wankhede_____ and _____
_Trupti A. jambhulkar_____ has completed their project on the topic of
_____E-Learning Website_____ prescribed by
G. S. College of Commerce & Economics, Nagpur (Autonomous) for B.Com.
(Computer Application) – Semester-VI.

Date: 2-7-2021

Place: Nagpur

Pravin J. Yadao

Project Guide

External Examiner

Internal Examiner

ACKNOWLEDGEMENT

We take this opportunity to express our deep gratitude and whole hearted thanks to project guide Prof. Pravin Yadao, Coordinator for his guidance throughout this work. We are very much thankful to him for his constant encouragement, support and kindness.

We are also grateful to our teachers Prof. Rahul Tiwari, Prof. Sushma Gawande, Prof. Preeti Rangari, Prof. Prajkta Deshpande and Prof. Haresh Naringe for their encouragement, help and support from time to time.

We also wish to express our sincere thanks to Principal Dr. N. Y. Khandait for providing us wide range of opportunities, facilities and inspiration to gather professional knowledge and material without which this project could not have been completed.

Student Names & Signature

Vaishali B.Wankhede

Trupti A .Jambhulkar

Date: 2-7-2021

Place: Nagpur

DECLARATION

We (**student names**) hereby honestly declare that the work entitled “**PROJECT NAME**” submitted by us at G.S. College of Commerce & Economics, Nagpur (Autonomous) in partial fulfillment of requirement for the award of B.Com. (Computer Application) degree by Rashtrasant Tukadoji Maharaj, Nagpur University, Nagpur has not been submitted elsewhere for the award of any degree, during the academic session 2020-2021.

The project has been developed and completed by us independently under the supervision of the subject teacher and project guide.

Student Name & Signature

Vaishali B.Wankhede

Trupti A .Jambhulkar

Date: 2-7-2021

Place: Nagpur

A
PROJECT SYNOPSIS
ON

“Project Name”
E-Learning

Submitted to

G. S. COLLEGE OF COMMERCE & ECONOMICS, NAGPUR
AUTONOMOUS

In the Partial Fulfillment of

B.Com. (Computer Application) Final Year

Synopsis Submitted by

Student Name

Vaishali B. Wankhede

Trupti A. Jambhulkar

Under the Guidance of

Pravin J. Yadao



G. S. COLLEGE OF COMMERCE & ECONOMICS, NAGPUR
AUTONOMOUS
2020-2021

1. Introduction: (Write 4 to 5 lines)

My topic is e learning website and this is the to learn everything and e learning to use for learning various platform and it is also you can use to various courses can learn it is the cost effective and efficient system almost free to spreading educational resources between student and also lecturers and you can pay also the money for courses on your paytm and other option to pay that courses and this application to interact the student to knowledge skills can improve

2. Objectives of the project: (Write only 5 points)

Objective of the e-learning

To choose your courses

To register on this site

To use payment gateway option

You can add student

And you can also use feedback option to add your opinion

And you can add different courses for example python, java, you can also learn Guitar the easy way and you can learn artificial intelligence

You can contact also

Link also add on this page like [WhatsApp](#) [twitter](#) and [instagram](#)

To store all the information of secure database

To provide chance to economically less student to enhance their knowledge without paying any fees

And to provide chance for student to have lesser knowledge resource to learn anything from their homes by using internet and laptop and smartphone

3. Project Category: _____ E-Learning website in PHP MYSQL _____

4. Tools/ Platform/ Languages to be used: _____ PHP MYSQL _____

5. Scope of future application: (Write 4 to 5 points)

E learning is the website not only for student that website is available for the all people can use not only the study

That website can use any courses you can improve your skill on this e learning also you can learn music art and anything as your requirements

You can pay some money to some courses and some will free also



Submitted by,

Approved by,

Name and Signature of the student

Prof. Pravin Yadao
Project Guide

Vaishali B. Wankhede
Trupti A. Jambhulkar



Index

SI.NO	CONTENT
1.	Title Of The Project
2.	Introduction
3.	Objectives
4.	Preliminary System Analysis <ul style="list-style-type: none">• Preliminary Investigation• Present System in Use• Flaws in Present System• Feasibility Study• Project Category
5.	Software & Hardware Requirements
6.	Detailed System Analysis <ul style="list-style-type: none">• Data Flow Diagram• Number of Modules and Process Logic• Data Structure and Tables• Entity Relationship Diagram
7.	System Design <ul style="list-style-type: none">• Form Design• Source Code• Input Screen & Output Screen
8.	Testing & Validation Check
9.	System Security Measures
10.	Implementation Evaluation and Maintenance
11.	Future Scope of the project
12.	Conclusion

E-Learning Website

Introduction

E-Learning website that website is used to learning various different courses and that can be used to improve your skill E-Learning is a means of education that incorporation self-motivation, communication efficiency and technology.

Because there is limited social interaction, students must keep themselves motivated.

In the sense that e-learning calls for the services of the advance electronic information and communication media and means like telecommunication, video-conferencing and computer based conferencing, e-mail, live chat and feedback can also include and surfing on the internet and web browsing, online reference libraries, video games, customized e learning

E- Learning system based on the formalized teaching but with the help of electronic E-Learning can also be termed as a network enabled transfer of skills and knowledge

E-Learning has developed very fast due to internet

The internet and the World Wide Web has provided us with easy access to information and knowledge

E-learning is a technology which supports teaching and learning using a computer web technology

It bridge the gap between a teacher and a student in different ways

Practicality: - the software must be stable and can be operated by people with average intelligence.

Efficiency: - this involves accuracy, timelines and comprehensiveness of the output.

Cost: - it is desirable to aim for a system with a minimum cost subject to the condition that it must satisfy all the requirements.

Portability: - The Web Application should be portable to all environments.

Security: - the important aspect of design covers area of physical security of data. This could be provided by a login facility enabling username and password for the user and administrator. Thus it makes the admin work simple with 100% efficiency.

Software & Hardware Requirements

Hardware Specification

Processor	1.6 GHz or faster processor
RAM	1.5 GB
Disk Space	4GB of Available Hard Disk
Graphic	DirectX 9-Capable Video Card
Display	1024 X 768 or Higher Resolution

Software Specification

Operating System	Windows 10
Front End	HTML,CSS,JS
Frameworks/library	Bootstrap, Font Awesome, Google Font
Back End	PHP
Text Editor	Visual Studio Code
Database	My SQL
Web Browser	Google Chorum
Web Server	Apache
Drawing Tools	yEd Graph Editor
	StarUML

System Analysis

System Analysis is a problem solving technique to improve the system and ensure that all the components of the system work efficiently to accomplish their purpose.

A system analyst researches problem, plans solutions, recommends software and system, and coordinates development to meet business or other requirements. The main goal of this system analyst is to collect different data from different sites, process these data and generate progress as well as daily reports.

System analysts operate in a dynamic environment where change is a way of life. The environment may be a business firm, a business application, or a computer system. To construct a system the following key elements must be considered:

Input:- input is what data the system receives to produce a certain output.

Output:- what goes out from the system after being processed is known as output.

Processing:- the process involved to transform input into output is known as processing.

Control:- in order to get the desired results it is essential to monitor and control the input, processing and the output of the system. This job is done by the control.

Feedback:- the output is checked with the desired standards of the output set and the necessary steps are taken for achieving the output as per the standards, this process is called as feedback. It helps to achieve a much better control in the system.

Boundaries:- the boundaries are nothing but the limit of the system. Setting up boundaries helps for better concentration of the activities carried in the system.

Environment:- the things outside the boundary of the system are known as environment. Change in the environment affects the working of the system.

Interfaces:- the interconnections and the interactions between the sub-systems are known as the interfaces. They may be inputs and output of the systems.

- **Preliminary investigation**

E-learning (EL) has become an increasingly popular mode of instruction in higher education due to the continual advances in Internet and multimedia technologies. Since many universities are adopting EL, an understanding of the critical factors involved in the implementation of EL technology can help to ensure the successful integration of EL in university administration planning and operations procedures. The objectives of this paper are twofold: to examine approaches to EL usage in universities in Thailand, and to report on a preliminary investigation into factors that influence EL implementation at the Thai tertiary level. Patterns of EL implementation from four cases are presented. Results from in-depth qualitative interviews with administrators, instructors, and students showed that three main factors and one key barrier influence the degree to which EL implementation was successful. The three factors are characteristics of the organization, the instructor and the Internet environment. Of these factors, the organizational component, including both the university policy towards EL and the organization of the EL unit itself, was the most important. The instructors' perceptions of the benefits of EL and the ease of use also contributed to implementation success, as does Internet

accessibility. The key barrier was found to be student preference for instructor-led learning. Implications for both university and EL unit administrators as well as for instructors are suggested for the continued development of EL in Thai universities and similar educational contexts.

- **Present system in use**

PRESENT e-Learning Systems hosts podiatry conferences nationwide that provide meaningful education for the entire Podiatric community. The Residency Education Summits are a culmination of the efforts of PRESENT e-Learning Systems over the years to standardize and improve residency education. Super bones Conferences place top national speakers at the podium during general sessions and use these speakers across the table during hands-on surgical and wound healing workshops. The Desert Foot High Risk Diabetic Foot Conference welcomes all of those from private and non-governmental sectors but is dedicated to serving the needs of providers and clinicians in the VA and Federal Service.

- **Needs of new system**

1. **Online Learning Accommodates Everyone's Needs**

The online method of learning is best suited for everyone. This digital revolution has led to remarkable changes in how the content is accessed, consumed, discussed, and shared. Online educational courses can be taken up by office goers and housewives too, at the time that suits them. Depending on their availability and comfort, many people choose to learn at weekends or evenings.

2. **Lectures Can Be Taken Any Number Of Times**

Unlike classroom teaching, with online learning you can access the content an unlimited number of times. This is especially required at the time of revision when preparing for an exam. In traditional form of learning, if you can not attend the lecture, then you have to prepare for that topic on your own; in eLearning, you can attend the lectures whenever you want with ease.

3. **Offers Access To Updated Content**

A prime benefit of learning online is that it makes sure that you are in synchronization with modern learners. This enables the learner to access updated content whenever they want it.

- **Feasibility study**

The Implementation Of E-Learning-Teaching System Requires Prerequisites Review And Study Of Feasibility. The Main Objective Of The Paper Was The Study Of Feasibility Of The Implementation Of E-Learning-Teaching System From The Perspective Of Students In Secondary Schools Of Zibo. The Amount Of Students ' Readiness Evaluated For Participating In The E-Learning-Teaching Courses In Four Components Such As Access To Technology, Skills And Online Communication, Motivation And Ability Of Learning Through Media. The Paper Is A Survey Research. The Statistical Community Of This Study Is All Students Studying In Secondary Schools Of Zibo In The Academic Year, 2012-2013. The Participants Were 358 That Were Selected By Stratified Relative Sampling. The Questionnaire Was Prepared according To Watkins and Trainer's Questionnaire (2004). Descriptive Statistics (Frequency And Percentage) And Inferential Statistics (One-Sample T-Test, Independent T-Test, and ANOVA) Were Used For Data Analysis. The Results Showed That The Students Participating In The E-Learning-Teaching Courses Had Relative Readiness. There Is A Significant Relationship Between Students' Readiness And Academic Performance. But This Results, On The Basis Of The Moderating Variable, Showed That There Is No Significant Difference According To Gender And Degree Of Students In Terms Of Readiness For Participating In The E-Learning-Teaching Courses.

Flaws in Present System

- Online student feedback is limited
- E-Learning can cause social Isolation
- E-Learning requires strong self-motivation and time management skills
- Lack of communicational skill development in online students
- Cheating prevention during online assessments is complicated
- Online instructors tend to focus on theory rather than practice
- E-Learning lacks face-to-face communication
- E-Learning is limited to certain disciplines
- Online learning is inaccessible to the computer illiterate population
- Lack of accreditation & quality assurance in online education

Project category

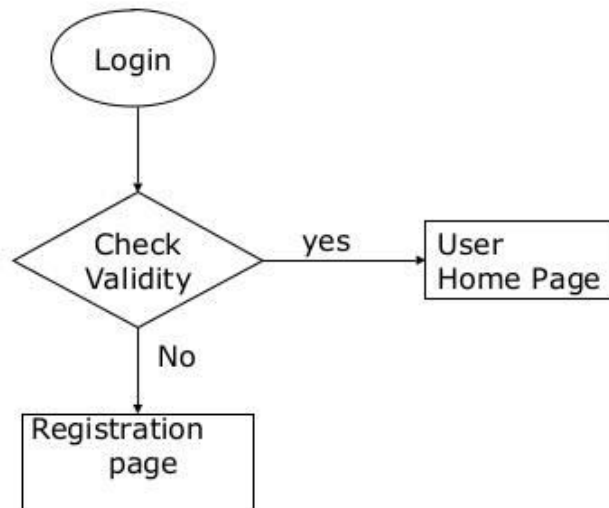
3. Project Category: _____E-Learning website in PHP MYSQL_____

4. Tools/ Platform/ Languages to be used: _____ PHP MYSQL _____

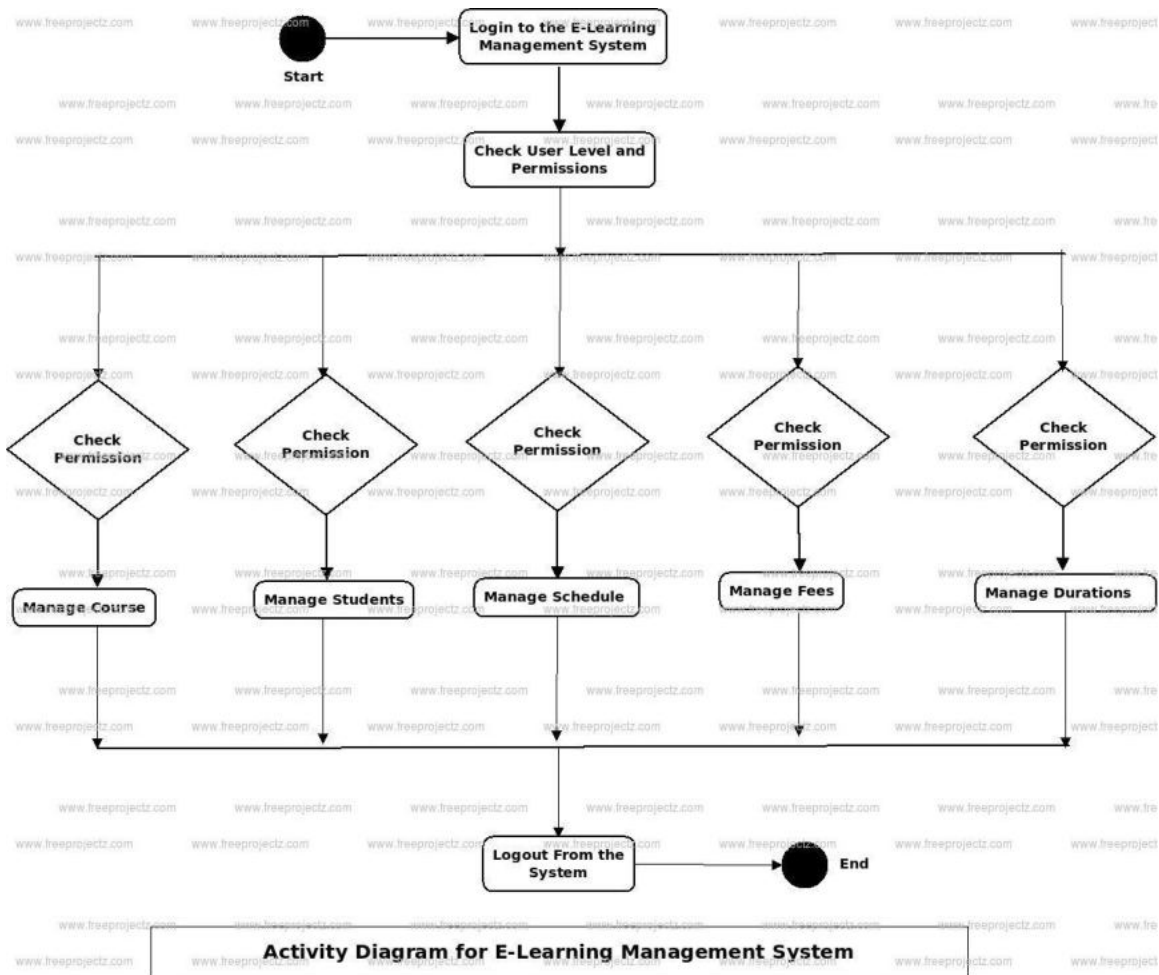
Data Flaw Diagram

DFD For E Learning System

Data Flow Diagram



Entity Relationship Diagram



Number of Modules Process Logic

- Home
- Registration
- Contact
- Login
- User Panel
 - Profile
 - Change Password
 - Logout
 - Admin Login
- Admin Panel
 - Dashboard

1. Home:-

When the user clicks on this button, it will display the other modules and pages of the website such as Registration, Login, Feedback, Contact Payment Status and Admin Login these are the modules will used to display the order id and change the course profile page and feedback these are the modules to used in this website

2. Registration:-

This is the most important module of the E-Learning Website that user can add on themselves on this website to can attained there courses

3. Contact:-

This module contain a contact us from which can be used to send feedback or to communicate with the help of Facebook, instagram, Twitter and Whatsapp and also contact number to communicate with the main head

4. Login:-

This is the user login form when a user clicks on the link a user login form will be appear where user can enter their email id and password for logging to the user panel

5. Profile:-

User can see there register email id and name as well as if they wish to change the name they can update new name the registered Email id is read only so it can be altered.

6. Logout:-

User wish to logout on this website his/her request to exit on this website

7. Admin Login:-

This is the admin login form when admin click on this link an admin login form will be appear when admin can enter their email id and password logging into the admin panel

Admin Panel:-

- Dashboard:-

This screen display overview of the work other stuff like number of technician and list of requester

Home

```
<?php

session_start();

if (!isset($_SESSION['username'])) {
    header('location:login.php');
    # code...
}

?>

<!DOCTYPE html>
<html>
<head>
    <link href="https://fonts.googleapis.com/css?family=Aleo" rel="stylesheet">

    <link href="https://fonts.googleapis.com/css?family=Source+Sans+Pro" rel="stylesheet">
    <title>E-Class</title>
    <!--magnific popup css file for work section -->
    <link rel="stylesheet" type="text/css" href="css/magnific-popup.css">

    <!--owlcarousel css file for our team section -->
    <link rel="stylesheet" type="text/css" href="css/owl.carousel.min.css">
    <link rel="stylesheet" type="text/css" href="css/owl.theme.default.min.css">

    <!--Linking google fonts-->
    <link href="https://fonts.googleapis.com/css?family=Lobster" rel="stylesheet">

    <!--font-awesome start-->
```

```
<link rel="stylesheet" href="https://cdnjs.cloudflare.com/ajax/libs/font-awesome/4.7.0/css/font-awesome.min.css">

<!--font-awesome ends-->

<!--css file link-->
<link rel="stylesheet" type="text/css" href="css/style.css">

<!--favicon setting-->
<link rel="shortcut icon" type="text/css" href="img/mylogo.png">

<!-- Latest compiled and minified CSS -->
<link rel="stylesheet" href="https://maxcdn.bootstrapcdn.com/bootstrap/3.3.7/css/bootstrap.min.css">

<!-- jQuery library -->
<script src="https://ajax.googleapis.com/ajax/libs/jquery/3.3.1/jquery.min.js"></script>

<!--magnific popup js file for work section -->
<script type="text/javascript" src="js/jquery.magnific-popup.min.js"></script>

<!--owlcarousel js file for our team section -->
<script type="text/javascript" src="js/owl.carousel.min.js"></script>
<script type="text/javascript" src="js/owl.carousel.js"></script>

<!-- Latest compiled JavaScript -->
<script src="https://maxcdn.bootstrapcdn.com/bootstrap/3.3.7/js/bootstrap.min.js"></script>

<!--start bootstrap -->

<!--End bootstrap -->

<!--email notification-->

<!-- <link rel="stylesheet" href="assets/tether/tether.min.css">

<link rel="stylesheet" href="assets/theme/css/style.css">
```

```

<link rel="stylesheet" href="assets/mobirise/css/mbr-
additional.css" type="text/css"> -->

<style type="text/css">

.servicebody
{

}

html
{
    scroll-behavior: smooth;
}
</style>
</head>
<body onload="myfunction()">
    <!--preloader starts  ----->

    <div id="loading"></div>

    <!--preloader Ends  ----->

    <!--Navigation Starts  ----->

    <nav class="navbar navbar-inverse navbar-fixed-top">
        <div class="container">
            <div class="navbar-header">
                <!-------Responsive Button----->
                <button type="button" class="navbar-toggle" data-
toggle="collapse" data-target="#navi">
                    <span class="icon-bar"></span>
                    <span class="icon-bar"></span>
                    <span class="icon-bar"></span>

                </button>

```

```

        <h1 style="color: white;margin-top: 10px;" id="myhead">E-
Class</h1>
    </div>
    <div class="collapse navbar-collapse" id="navi">
        <!--Navigation menus starts-->
        <ul class="nav navbar-nav navbar-right">
            <li> <a href="">Home</a></li>
            <li> <a href="#myservice_section">Our Service</a></li>
            <li> <a href="#work">Works</a></li>
            <li> <a href="#our-members">Team</a></li>
            <li> <a href="#myfaq">FAQs</a></li>
            <li> <a href="#contact">Contact</a></li>
            <li> <a href="#feedback">Feedback</a></li>
            <li> <a href="logout.php" id="our-
location" class="btn-
success" ><?php echo $_SESSION['username']; ?></a></li>
        </ul>
        <!--Navigation menus ends-->
    </div>
</div>
</nav>
<!--Navigation Ends -->

<!--Slider Section starts -->
<section class="slider text-center" id="slider">
    <div class="slider-overlay">
        <div class="slider-content">
            <div class="icons">
                <i class="fa fa-apple"></i>
                <i class="fa fa-android"></i>
                <i class="fa fa-windows"></i>
            </div>
            <br>
            <div class="text"> <!-- jquery typed effect -
->

        </div>
        <div class="cta-div">
            <a href="" class="btn1">CONTACT US</a>
            <a href="#myservice_section" class="btn2">
LEARN TODAY</a>

        </div>
        <br><br>
        <div class="social-networks">

```

```

                <a href="https://www.facebook.com/Unique-
Developer-282626055790378/?modal=admin_todo_tour" class="fa fa-
facebook"></a>
                <a href="https://twitter.com/SunilYa358626
17" class="fa fa-twitter"></a>
                <a href="https://www.instagram.com/unique_
developer" class="fa fa-instagram"></a>
                <a href="" class="fa fa-reddit"></a>
                <a href="https://www.linkedin.com/in/sunil
-yadav-70b3bb181/" class="fa fa-linkedin"></a>
                <a href="" class="fa fa-cog"></a>
            </div>
        </div>
    </div>
</section>

<!--Slider Section ends----->

<!--Login Start----->

<div class="modal fade modal-dialog-centered" id="mymodal">
    <div class="modal-dialog ">
        <div class="modal-content">
            <h3 id="login-heading">Login</h3>

            <div class="modal-body" >
                <div class="left-box">
                    <form method="POST" action="validation.php">
                        <div class="form-group">
                            <label><i class="fa fa-user fa-
2x"></i>Username :</label>
                            <input type="text" name="name" class="form
-control">

                            <label><i class="fa fa-lock fa-
2x"></i>Password :</label>
                            <input type="password" name="password" cla
ss="form-control">

                            <button id="btn-
login" type="submit">Login</button>

                        </div>
                        <div class="register">
                            <h2>Don't have an account?&nbsp;<span id="c
reate-account"><a href="signup.html">Create</span></a> </h2>
                        </div>
                    </form>
                </div>
            </div>
        </div>
    </div>
</div>

```

```

        </form>
    </div>
    <div class="right-box">
        <span class="signinwith">Sign in With <br> Social
Networks</span>

        <button class="social facebook">Log in with Facebo
ok</button>

        <button class="social twitter">Log in with twitter
</button>

        <button class="social google">Log in with gmail</b
utton>

    </div>

</div>

</div>
</div>
</div>

<!--Login Ends----->

<!-- Start Text Banner -->

<div class="contaner-fluid bg-danger txt-banner">
    <div class="row bottom-banner">
        <div class="col-sm">
            <h5><i class="fas fa-book-open mr-
3"></i> 100+ online courses</h5>
        </div>
        <div class="col-sm">
            <h5><i class="fas fa-users mr-
3"></i>Expert instructions</h5>
        </div>
        <div class="col-sm">
            <h5><i class="fas fa-keyboard mr-
3"></i>Lifetime Access</h5>
        </div>
        <div class="col-sm">
            <h5><i class="fas fa-rupee-sign mr-
3"></i>Money Back Guarantee</h5>
        </div>
    </div>
</div>

```



```

        <!-- End Text Banner -->

<!--Our Services Section Start----->

<br><br>
<div class="container-fluid servicebody" id="myservice_section">
<div class="service-area" id="service">
    <div class="row">
        <div class="col-xs-12">
            <div class="section-title text-center">
                <h2><b>SERVICES</b></h2>
                <p>
                    this is our services these are the services provided by us <br>this are the services provided by us
                </p>
            </div>
        </div>
    </div>
    <div class="row">
        <div class="col-md-4 col-sm-6 col-xs-12">
            <div class="service-wrap text-center">
                <div class="service-icon">
                    <i class="fa fa-leaf"></i>
                </div>
                <h3><a href="programmingdemo.php">PROGRAMMING</a></h3>
                <p>
                    Here you will find all the lecture tutorials related to programming languages
                    like JAVA,PYTHON,ANDROID etc
                </p>
            </div>
        </div>
        <div class="col-md-4 col-sm-6 col-xs-12">
            <div class="service-wrap text-center">
                <div class="service-icon">
                    <i class="fa fa-laptop"></i>
                </div>
                <h3><a href="video_tutorials/java/display_video_courses.php">VIDEO TUTORIALS</a></h3>
                <p>
                    Here you will find all the videos tutorials related to programming languages
                    like JAVA,PYTHON,ANDROID etc
                </p>
            </div>
        </div>
    </div>

```

```

        </div>

        <div class="col-md-4 col-sm-6 col-xs-12">
            <div class="service-wrap text-center">
                <div class="service-icon">
                    <i class="fa fa-laptop"></i>
                </div>
                <h3><a href="online_quize/quizhome.php">EXERCISE</a></h3>
            <!-- exercise/exercise.php -->
            <p>
                Here you will find problem programs for practice and their implementation also which will improve your coding skill
            </p>
            </div>
        </div>
    <!--

    <div class="col-md-4 col-sm-6 col-xs-12">
        <div class="service-wrap text-center">
            <div class="service-icon">
                <i class="fa fa-laptop"></i>
            </div>
            <h3><a href="">WEB DESIGN</a></h3>
            <p>
                this is our services these are the services provided by us <br>this are the services provided by us
            </p>
            </div>
        </div>
    -->

    <!-- <div class="col-md-4 col-sm-6 col-xs-12">
        <div class="service-wrap text-center">
            <div class="service-icon">
                <i class="fa fa-laptop"></i>
            </div>
            <h3><a href="">COMPUTER SCIENCE</a></h3>
            <p>
                this is our services these are the services provided by us <br>this are the services provided by us
            </p>
            </div>
        </div>
    -->

    <!-- <div class="col-md-4 col-sm-6 col-xs-12">
        <div class="service-wrap text-center">
            <div class="service-icon">
                <i class="fa fa-user"></i>
            </div>

```

```

        <h3><a href="">TECH NEWS</a></h3>
        <p>
            this is our services these are the services pr
ovided by us <br>this are the services provided by us
        </p>
    </div>
</div> -->
</div>
</div>
</div>

<!--Our Services Section Ends----->

<!--Emailnotification Section Start----->

<!--Emailnotification Section Start----->

<!--Our Services Section Ends----->

<section class="work" id="work"><br>
    <h2 id="work-heading" class="text-center" style="font-
weight: bold;">OUR WORK</h2>
    <p class="text-
center">join us to improve your works join us to improve your works</p>
    <div class="container-fluid">
        <!--first row start-->
        <div class="row no-gutters">
            <div class="col-md-3 col-sm-3 col-xs-3">
                <div class="img-wrapper">
                    <a href="img/work1.png" title="this is a sky i
mage">
                        
                    </a>
                </div>
            </div>
            <div class="col-md-3 col-sm-3 col-xs-3">
                <div class="img-wrapper">
                    <a href="img/work2.png" title="this is a sky i
mage">

```

```

                
            </a>
        </div>
    </div>
</div>
<div class="col-md-3 col-sm-3 col-xs-3">
    <div class="img-wrapper">
        <a href="img/work3.png" title="this is a sky i
mage">
            
                </a>
        </div>
    </div>
</div>
<div class="col-md-3 col-sm-3 col-xs-3">
    <div class="img-wrapper">
        <a href="img/work4.png" title="this is a sky i
mage">
            
                </a>
        </div>
    </div>
</div>
<!--first row ends-->
<!-------second row starts ---->
<div class="col-md-3 col-sm-3 col-xs-3">
    <div class="img-wrapper">
        <a href="img/work5.png" title="this is a sky i
mage">
            
                </a>

```

```
        </div>

    </div>

    <div class="col-md-3 col-sm-3 col-xs-3">
        <div class="img-wrapper">
            <a href="img/work6.png" title="this is a sky i
mage">
                
            </a>
        </div>
    </div>

</div>

<div class="col-md-3 col-sm-3 col-xs-3">
    <div class="img-wrapper">
        <a href="img/work7.png" title="this is a sky i
mage">
            
        </a>
    </div>
</div>

<div class="col-md-3 col-sm-3 col-xs-3">
    <div class="img-wrapper">
        <a href="img/work8.png" title="this is a sky i
mage">
            
        </a>
    </div>
</div>

<!--second row ends-->

<!-------Third row starts  --->
```

```
        <div class="col-md-3 col-sm-3 col-xs-3">
            <div class="img-wrapper">
                <a href="img/courseimg/Guitar.jpg" title="this
is a sky image">
                    
                </a>
            </div>
        </div>

</div>

        <div class="col-md-3 col-sm-3 col-xs-3">
            <div class="img-wrapper">
                <a href="img/courseimg/Best-PG-Medical-
Courses.png" title="this is a sky image">
                    
                </a>
            </div>
        </div>

</div>

        <div class="col-md-3 col-sm-3 col-xs-3">
            <div class="img-wrapper">
                <a href="img/courseimg/free-online-web-
developer.jpg" title="this is a sky image">
                    
                </a>
            </div>
        </div>

</div>

        <div class="col-md-3 col-sm-3 col-xs-3">
            <div class="img-wrapper">
                <a href="img/courseimg/languages learning.jpg"
title="this is a sky image">
                    
                </a>
            </div>
        </div>

</div>
```

```

        <!--Third row ends-->

</div>

</section>

<!--Our Services Section Ends----->

<!-- introduction video section starts -->

<!--      <br><br><br><br>

<section class="header7 cid-rjrjyg0fd1" id="header7-3">

    <div class="container">
        <div class="media-container-row">

            <div class="media-content align-right">
                <h1 class="mbr-section-title mbr-white pb-3 mbr-
fonts-style display-1">
                    Intro with Video
                </h1>
                <div class="mbr-section-text mbr-white pb-3">
                    <p class="mbr-text mbr-fonts-style display-5">
                        Intro with background color, paddings and
a video on the right. Mobirise helps you cut down development time by prov
iding you with a flexible website editor with a drag and drop interface.
                    </p>
                </div>
                <div class="mbr-section-btn">
                    <a class="btn btn-md btn-primary display-
4" href="https://mobirise.co">LEARN MORE</a>
                    <a class="btn btn-md btn-white-
outline display-4" href="https://mobirise.co">LIVE DEMO</a>
                </div>
            </div>

            <div class="mbr-
figure" style="width: 100%;"><iframe class="mbr-embedded-
video" src="https://www.youtube.com/embed/uNCr7Nd0Jgw?rel=0&amp;showin
fo=0&amp;autoplay=0&amp;loop=0" width="1280" height="720" frameborder="0"
allowfullscreen></iframe></div>

```

```

        </div>
    </div>
</section> -->

<!-- introduction video section ends -->

<!--Our Team Section Start----->
<br><br><br>
<div class="container text-center" id="our-members">
    <h2><b>MEMBERS</b></h2>
    <p>
        These are our excellent member .you can contact anyone
        anytime <br> and all are experts and well experience
    </p>
</div>

<div class="container">
    <div class="row">
        <div class="col-md-12">
            <div id="team-memebers" class="owl-carousel owl-
theme">
                <div class="team-member text-center">
                    
                    <div class="team-member-info text-center">
                        <h4 class="team-member-
name">Sandip Mishra</h4>
                        <h4 class="team-member-
designation">Sr Developer</h4>
                        <ul class="social-list">
                            <li><a href="https://www.facebook.
com/profile.php?id=100004910078558" class="social-icon icon-
gray"><i class="fa fa-facebook"></i></a></li>
                            <li><a href="https://twitter.com/S
unilYa35862617" class="social-icon icon-gray"><i class="fa fa-
twitter"></i></a></li>

```



```

                <li><a href="" class="social-
icon icon-gray"><i class="fa fa-google-plus"></i></a></li>
            </ul>
        </div>
    </div>

    <div class="team-member text-center">
        
        <div class="team-member-info text-center">
            <h4 class="team-member-
name">Smeeta Rathore</h4>
            <h4 class="team-member-
designation">Jr. Developer</h4>
            <ul class="social-list">
                <li><a href="" class="social-
icon icon-gray"><i class="fa fa-facebook"></i></a></li>
                <li><a href="" class="social-
icon icon-gray"><i class="fa fa-twitter"></i></a></li>
                <li><a href="" class="social-
icon icon-gray"><i class="fa fa-google-plus"></i></a></li>
            </ul>
        </div>
    </div>

    <div class="team-member text-center">
        
        <div class="team-member-info text-center">
            <h4 class="team-member-
name">Vidya Singh</h4>
            <h4 class="team-member-
designation">Professor</h4>
            <ul class="social-list">
                <li><a href="" class="social-
icon icon-gray"><i class="fa fa-facebook"></i></a></li>
                <li><a href="" class="social-
icon icon-gray"><i class="fa fa-twitter"></i></a></li>
                <li><a href="" class="social-
icon icon-gray"><i class="fa fa-google-plus"></i></a></li>
            </ul>
        </div>
    </div>

```

```

        <div class="team-member text-center">
            
            <div class="team-member-info text-center">
                <h4 class="team-member-
name">Shreya Singh</h4>
                <h4 class="team-member-
designation">Professor</h4>
                <ul class="social-list">
                    <li><a href="" class="social-
icon icon-gray"><i class="fa fa-facebook"></i></a></li>
                    <li><a href="" class="social-
icon icon-gray"><i class="fa fa-twitter"></i></a></li>
                    <li><a href="" class="social-
icon icon-gray"><i class="fa fa-google-plus"></i></a></li>
                </ul>
            </div>
        </div>

        <div class="team-member text-center">
            
            <div class="team-member-info text-center">
                <h4 class="team-member-
name">Kunal Sharma</h4>
                <h4 class="team-member-
designation">Professor</h4>
                <ul class="social-list">
                    <li><a href="" class="social-
icon icon-gray"><i class="fa fa-facebook"></i></a></li>
                    <li><a href="" class="social-
icon icon-gray"><i class="fa fa-twitter"></i></a></li>
                    <li><a href="" class="social-
icon icon-gray"><i class="fa fa-google-plus"></i></a></li>
                </ul>
            </div>
        </div>
    </div>
</div>

```

```

        </div>
    </div>

    <!--Our Team Section Ends----->
<!--
- =====
===== -->

<!--
- =====
===== -->

    <!--FAQs Section Start----->

    <br><br><br>
    <section class="faq" id="myfaq">
        <div class="container">
            <div class="row">
                <div class="col-md-12 text-center">
                    <h2><b>GENERAL FAQs</b></h2>
                    <div class="sub-heading">
                        <p>
                            you can ask the regarding the issues.w
e will <br>solve that together for sure
                        </p>
                    </div>
                </div>
            </div>
        </div>

        </div>
    </div> <br><br><br>
    <div class="container">
        <div class="row">
            <div class="col-md-7">
                <div class="panel-group" id="accordian">

                    <?php

                        $con=mysqli_connect('localhost','root');
                        if (!$con) {
                            die('connection failed'.mysqli_con
nect_error());

```

```

    }

    mysqli_select_db($con,'uniquedeveloper
');

    $sql="select * from faq";
    $result=mysqli_query($con,$sql);
    while ($row=mysqli_fetch_array($result
))

    {

        ?>

        <div class="panel panel-default">
            <div class="panel-
heading" id="headingOne">
                <h4 class="panel-title">
                    <a href="#"<?php echo $row['id'
]; ?>" data-toggle="collapse" class="collapse" data-
parent="#accordian"><?php echo $row['faq_title']; ?></a>
                </h4>
            </div>
            <div id="<?php echo $row['id']; ?>" cl
ass="panel-collapse collapse " aria-labelledby="headingOne">
                <div class="panel-body">
                    <p>
                        <?php echo $row['faq_descr
iption']; ?>
                    </p>
                </div>
            </div>
        </div>

        <?php } ?>

        <div class="panel panel-default">
            <div class="panel-
heading" id="headingTwo">
                <h4 class="panel-title">
                    <a href="#collapseTwo" class="
collapsed" data-toggle="collapse" data-
parent="#accordian">How does it works ?</a>
                </h4>
            </div>
            <div id="collapseTwo" class="panel-
collapse collapse" aria-labelledby="headingTwo">

```

```

        <div class="panel-body">
            <p>
                E-Class is an online E-
learning website <br>
                here you can learn program
ming languages,Tech News and improve your coding skill
            </p>
        </div>
    </div>
</div>

    </div>
</div>

    <div class="freeimage" id="meimg">
        <div class="col-md-2 col-md-offset">
            
        </div>
    </div>

</div>
</div>

</section>

<!--FAQs Section Ends----->

<!--Start Contact us-->

<div class="row text-center">
    <h2><b>CONTACT US</b></h2>
    <div class="card-body border-info">

        <div class="col-md-8"> <!-- Start Contact Us 1st column-->
        <form action="" method="Post">
            <input type="text" class="form-
control" name="name" placeholder="Name"><br>

```

```

        <input type="text" class="form-
control" name="subject" placeholder="Subject"><br>
        <input type="text" class="form-
control" name="email" placeholder="Email"><br>
        <textarea class="form-control" name="message"
placeholder="How we can help you?" style="height: 150px;"></t
extarea><br>
        <input class="btn btn-
primary" type="submit" value="send" name="submit"><br><br>
        </form>
        </div> <!-- End Contact Us 1st Column-->

        <div class="col-md-3 stripe test-white text-center"> <!--
- Start Contact Us 2st column-->
        <h4>E-Class</h4>
        <p>E-class,
Near Police Camp IT, Bokaro,
Jharkhand - 834005 <br/>
Phone: +00000000 www.E-Class.com <br/>
</p>
</div><!-- End Contact Us 1st Column-->
</div><!-- End Contact Us Row-->
</div><!-- Start Contact Us Container -->
<!---Start Contact us-->

<!-- Start student Testimonial -->
<div class="container-fluid mt-5" style="background-
color: #487289" id="feedback">
    <h1 class="text-center testyheading p-
4"> Student's Feedback </h1>
    <div class="row">
        <div class="col-md-12">
            <div id="testimonial-slider" class="owl-carousel">
                <div class="testimonial">
                    <p class="description">
Lorem ipsum dolor sit amet consectetur adipiscing elit.
Expedita, dignissimos blanditiis.
                    </p>

                    <div class="container">
                        <div class="row">
                            <div class="col-md-12">
                                <div id="team-memebers" class="owl-carousel owl-
theme">
                                    <div class="team-member text-center">
                                        

```

```

        <div class="team-member-info text-center">
            <h4 class="team-member-
name">Simran</h4>
            <h4 class="team-member-
designation">Student</h4>
            <ul class="social-list">
                <li><a href="https://www.facebook.
com/profile.php?id=100004910078558" class="social-icon icon-
gray"><i class="fa fa-facebook"></i></a></li>
                <li><a href="https://twitter.com/S
unilYa35862617" class="social-icon icon-gray"><i class="fa fa-
twitter"></i></a></li>
                <li><a href="" class="social-
icon icon-gray"><i class="fa fa-google-plus"></i></a></li>
            </ul>
        </div>
    </div>
</div>
</div>
</div>
</div>
</div>
</div> <!-- End Student Testimonial -->

<!-- Start About Section -->
<div class="container-fluid p-4" style="background-color:#E9ECEF">
<div class="container" style="background-color:#E9ECEF">

<div class="row text-left">
<h5>About Us</h5>
<a class="text-dark" href="#">E-
Class provides universal access to the world's </a><br/>
<a class="text-
dark" href="#">best education,partnering with top universities</a><br/>
<a class="text-
dark" href="#">and organization to offer courses online.</a><br/>
</div>

<div class="row text-center">
<h5>category</h5>
<a class="text-dark" href="#">Web Development</a><br/>

```

```

<a class="text-dark" href="#">Web Designing</a><br/>
<a class="text-dark" href="#">Web Android App Dev</a><br/>
<a class="text-dark" href="#">IOS Development</a><br/>
<a class="text-dark" href="#">Data Analysis</a><br/>
</div>

<div class="row text-right">
<h5>Contact Us</h5>
<a class="text-dark" href="#">E-Class pvt Ltd </a><br/>
<a class="text-dark" href="#"> Near Police Camp IT </a><br/>
<a class="text-dark" href="#">Bokaro, Jharkhand </a><br/>
<a class="text-dark" href="#">Ph. 00000000</a><br/>
</div>
</div>
</div> <!--End About Section -->

<!--footer Section Start ----->
<footer class="container-fluid bg-dark text-center p-2">
<small class="text-white">copyright &copy; 2021 || Designed By E-
Learning || Admin Login</small>
</footer>
<!--footer Section Ends ----->

<!--This is script section----->
<script type="text/javascript">

var preloader=document.getElementById('loading');
function myfunction()
{
preloader.style.display='none';
}

function addButton() {
var body=document.getElementsByTagName('body')[0];
var myfaq1=document.getElementById('myfaq');
var btn=document.createElement('button');
btn.innerHTML='sunil';
myfaq1.appendChild(btn);
}

```



```
        body.appendChild(myfaq);
    }

</script>

<script src="js/jquery.ripples-min.js" type="text/javascript"></script>
<script src="js/typed.min.js" type="text/javascript"></script>
<script src="js/main.js" type="text/javascript"></script>

<!-- <script src="assets/popper/popper.min.js"></script>
    <script src="assets/tether/tether.min.js"></script>
    <script src="assets/bootstrap/js/bootstrap.min.js"></script>
    <script src="assets/smoothscroll/smooth-scroll.js"></script>
    <script src="assets/theme/js/script.js"></script> -->

</body>
</html>
```

Registration

```
<?php

session_start();

$con=mysqli_connect('localhost','root');

if ($con)
{
    echo "connection successful";
}
else
{
    echo "no connection";
}

mysqli_select_db($con,'uniquedeveloper');
$name=$_POST['name'];
$pass=$_POST['password'];
```

```

$email=$_POST['email'];

$q="select * from login where username='$name' && password='$pass'";

$result=mysqli_query($con,$q);
$num=mysqli_num_rows($result);
if ($num==1)
{
    "duplicate data";
    header('location:signup.html');
}
else
{
    $qy="insert into login(username,password,email) values('$name','$pass',
'$email')";
    mysqli_query($con,$qy);
    echo "inserted";
    header('location:login.php');
}

?>

```

Login

```

<?php
session_start();

?>

<!DOCTYPE html>
<html>
<head>
    <link href="https://fonts.googleapis.com/css?family=Aleo" rel="stylesheet">

    <link href="https://fonts.googleapis.com/css?family=Source+Sans+Pro" rel="stylesheet">
    <title>E-Class</title>
    <!--Linking google fonts-->
    <link href="https://fonts.googleapis.com/css?family=Lobster" rel="stylesheet">

```

```
<!--font-awesome start-->
<link rel="stylesheet" href="https://cdnjs.cloudflare.com/ajax/libs/font-awesome/4.7.0/css/font-awesome.min.css">

<!--font-awesome ends-->

<!--css file link-->

<link rel="stylesheet" type="text/css" href="css/login.css">

<!--favicon setting-->
<link rel="shortcut icon" type="text/css" href="img/mylogo.png">

<!-- Latest compiled and minified CSS -->
<link rel="stylesheet" href="https://maxcdn.bootstrapcdn.com/bootstrap/3.3.7/css/bootstrap.min.css">

<!-- jQuery library -->
<script src="https://ajax.googleapis.com/ajax/libs/jquery/3.3.1/jquery.min.js"></script>

<!-- Latest compiled JavaScript -->
<script src="https://maxcdn.bootstrapcdn.com/bootstrap/3.3.7/js/bootstrap.min.js"></script>

<!-- Google Client id to integrate google signin-->

<meta name="google-signin-client_id" content="808976312783-k901nr0n50did222qa275k0umvn4rpi1.apps.googleusercontent.com">

<!-- Google JavaScript file to integrate google signin-->
<script src="https://apis.google.com/js/platform.js" async defer></script>

<!-- Google custom JavaScript file to integrate google signin-->
<script type="text/javascript" src="js/google_signin.js"></script>

<!--email notification-->

<script type="text/css">
```

```

</script>

</head>
<body>
    <!--Navigation Starts  ----->

    <nav class="navbar navbar-inverse navbar-fixed-top">
        <div class="container">
            <div class="navbar-header">
                <!--Responsive Button---->
                <button type="button" class="navbar-toggle" data-
toggle="collapse" data-target="#navi">
                    <span class="icon-bar"></span>
                    <span class="icon-bar"></span>
                    <span class="icon-bar"></span>

                </button>

                <h1 style="color: white;margin-top: 10px;" id="myhead">E-
Class</h1>
            </div>
            <div class="collapse navbar-collapse" id="navi">
                <!--Navigation menus starts---->
                <ul class="nav navbar-nav navbar-right">
                    <li> <a href="">Home</a></li>
                    <li> <a href="">Our Service</a></li>
                    <li> <a href="">Works</a></li>
                    <li> <a href="">Team</a></li>
                    <li> <a href="">About</a></li>
                    <li> <a href="">Carrier</a></li>
                    <li> <a href="" id="our-location" class="btn-
success" data-target="#myModal" data-toggle="modal">Login/Signup</a></li>
                </ul>
                <!--Navigation menus ends---->
            </div>
        </div>
    </nav>

    <!--Navigation Ends  ----->

    <!--Slider Section starts  ----->
    <section class="slider text-center" id="slider">
        <div class="modal-dialog ">
            <div class="modal-content">

```

```

        <h3 id="login-heading">Login</h3>

        <div class="modal-body" >
            <div class="left-box">
                <form method="POST" action="validation.php" onsubmit="return validation()">
                    <div class="form-group">
                        <label><i class="fa fa-user fa-2x"></i>Username :</label>
                        <input type="text" autocomplete="off" name="name" class="form-control" id="username" onkeypress="clear()">

                        <label><i class="fa fa-lock fa-2x"></i>Password :</label>
                        <input type="password" autocomplete="off" name="password" class="form-control" id="password">

                        <span id="perror"><?php
                            if(isset($_SESSION['error']))
                            {
                                echo "wrong username or password";
                            }
                            else{ echo " ";}
                        ?>

                        </span>
                        <button id="btn-login" type="submit">Login</button>

                    </div>
                    <div class="register">
                        <h2>Don't have an account?&nbsp;<span id="create-account"><a href="signup.html">Create</span></a> </h2>
                    </div>

                </form>
            </div>
            <div class="right-box">
                <span class="signinwith">Sign in With <br> Social Networks</span>

                <button class="social facebook">Log in with Facebook</button>

                <button class="social twitter">Log in with twitter</button>

```

```

        <button type="submit" class="social google g-
signin2" data-onsuccess="onSignIn()">Log in with gmail</button>
    </div>

</div>

</div>
</div>
</section>

<!--Slider Section ends----->

<!--confirm password validation Start----->
<script type="text/javascript">
function validation() {
    var username=document.getElementById('username').value;
    var password=document.getElementById('password').value;

    if ((username=="") ||( password==""))
    {
        document.getElementById('perror').innerHTML="please fill the detail
s";
        return false;
    }
}

function clear() {
    document.getElementById('perror').innerHTML="ksdfisdhfg";
}
</script>
<!--confirm password validation end----->

<script src="js/jquery.ripples-min.js" type="text/javascript"></script>
<script src="js/typed.min.js" type="text/javascript"></script>
</body>
</html>

```

Signup

```
<!DOCTYPE html>
<html>
<head>
  <link href="https://fonts.googleapis.com/css?family=Aleo" rel="stylesheet">

  <link href="https://fonts.googleapis.com/css?family=Source+Sans+Pro" rel="stylesheet">
  <title>E-Class</title>
  <!--Linking google fonts-->
  <link href="https://fonts.googleapis.com/css?family=Lobster" rel="stylesheet">

  <!--font-awesome start-->
  <link rel="stylesheet" href="https://cdnjs.cloudflare.com/ajax/libs/font-awesome/4.7.0/css/font-awesome.min.css">

  <!--font-awesome ends-->

  <!--css file link-->

  <link rel="stylesheet" type="text/css" href="css/signupstyle.css">

  <!--favicon setting-->
  <link rel="shortcut icon" type="text/css" href="img/mylogo.png">

  <!-- Latest compiled and minified CSS -->
  <link rel="stylesheet" href="https://maxcdn.bootstrapcdn.com/bootstrap/3.3.7/css/bootstrap.min.css">

  <!-- jQuery library -->
  <script src="https://ajax.googleapis.com/ajax/libs/jquery/3.3.1/jquery.min.js"></script>

  <!-- Latest compiled JavaScript -->
  <script src="https://maxcdn.bootstrapcdn.com/bootstrap/3.3.7/js/bootstrap.min.js"></script>

  <!--email notification-->

</head>
<body>

  <!--Navigation Starts  -->
```

```

<nav class="navbar navbar-inverse navbar-fixed-top">
  <div class="container">
    <div class="navbar-header">
      <!--Responsive Button-->
      <button type="button" class="navbar-toggle" data-
toggle="collapse" data-target="#navi">
        <span class="icon-bar"></span>
        <span class="icon-bar"></span>
        <span class="icon-bar"></span>

      </button>

      <h1 style="color: white;margin-top: 10px;" id="myhead">E-
Class</h1>
    </div>
    <div class="collapse navbar-collapse" id="navi">
      <!--Navigation menus starts-->
      <ul class="nav navbar-nav navbar-right">
        <li> <a href="">Home</a></li>
        <li> <a href="">Our Service</a></li>
        <li> <a href="">Works</a></li>
        <li> <a href="">Team</a></li>
        <li> <a href="">About</a></li>
        <li> <a href="">Carrier</a></li>
        <li> <a href="" id="our-location" class="btn-
success" data-target="#mymodal" data-toggle="modal">Login/Signup</a></li>
      </ul>
      <!--Navigation menus ends-->
    </div>
  </div>
</nav>

<!--Navigation Ends ----->

<!--Slider Section starts ----->
<section class="slider text-center" id="slider">
  <div class="modal-dialog ">
    <div class="modal-content">
      <h3 id="login-heading">SIGN UP</h3>

      <div class="modal-body" >
        <div class="left-box">
          <form method="POST" action="registration.php">
            <div class="form-group">
              <label><i class="fa fa-user fa-
2x"></i>&nbsp;&nbsp;Username :</label>

```



```

                <input type="text" name="name" class="form
-control">

                <label><i class="fa fa-lock fa-
2x"></i>&nbsp;Password :</label>
                <input type="text" name="password" class="
form-control" id="pwd">

                <label><i class="fa fa-user fa-
2x"></i>&nbsp;Confirm Password :</label>
                <input type="text" name="confirm_password"
class="form-control" id="cpwd">

                <label><i class="fa fa-lock fa-
2x"></i>&nbsp;Email id :</label>
                <input type="text" name="email" class="for
m-control">

                <div id="errorlabel"></div>
                <button id="btn-
login" type="submit">log in</button>
                </div>
            </form>
        </div>
        <div class="right-box">
            <span class="signinwith">Sign in With <br> Social
Networks</span>

            <button class="social facebook">Log in with Facebo
ok</button>

            <button class="social twitter">Log in with twitter
</button>

            <button class="social google">Log in with gmail</b
utton>

        </div>

        </div>

                <button id="btn-
signup"><a id="sign" href="index.php">Sign up</a></button>
            </div>
        </div>
    </section>

    <!--Slider Section ends----->

```

```

        <!--confirm password validation Start----->
<script type="text/javascript">
$(document).ready(function(){
$('#cpwd').keyup(function(){
    var pwd=$('#pwd').val();
    var cpwd=$('#cpwd').val();
    if (cpwd!=pwd)
    {
        $('#errorlabel').html('**password are not matched');
        $('#errorlabel').css('color','red');
        return false;
    }
    else
    {
        $('#errorlabel').html('');
        return true;
    }
});
});
</script>
        <!--confirm password validation end----->

<script src="js/jquery.ripples-min.js" type="text/javascript"></script>
<script src="js/typed.min.js" type="text/javascript"></script>

</body>
</html>

```

Logout

```

<?php
session_start();
session_destroy();
header('location:login.php');

?>

```

Validation

```
<?php
session_start();

$con=mysqli_connect('localhost','root');

if ($con)
{
    echo "connection successful";
}
else
{
    echo "no connection";
}

mysqli_select_db($con,'uniquedeveloper');
$name=$_POST['name'];
$pass=$_POST['password'];
$email=$_POST['email'];

$q="select * from login where username='$name' && password='$pass'";

$result=mysqli_query($con,$q);
$res=mysqli_fetch_assoc($result);
$num=mysqli_num_rows($result);
if ($num==1)
{
    if ($res['username']=='admin')
    {
        header("location:admin/admin_main.php");
    }
    else
    {
        $_SESSION['username']=$name;
        header('location:index.php');
    }
}
else
{
```

```
$_SESSION['error']="error";
header('location:login.php');

}

?>
```

Sample

```
<!DOCTYPE html>
<html>
<head>
  <title></title>
  <!-- Latest compiled and minified CSS -->
<link rel="stylesheet" href="https://maxcdn.bootstrapcdn.com/bootstrap/4.3
.1/css/bootstrap.min.css">

<!-- jQuery library -->
<script src="https://ajax.googleapis.com/ajax/libs/jquery/3.3.1/jquery.min
.js"></script>

<!-- Popper JS -->
<script src="https://cdnjs.cloudflare.com/ajax/libs/popper.js/1.14.7/umd/p
opper.min.js"></script>

<!-- Latest compiled JavaScript -->
<script src="https://maxcdn.bootstrapcdn.com/bootstrap/4.3.1/js/bootstrap.
min.js"></script>
</head>
<body>
  <div class="navbar bg-info h-50" style="height: 50px !important;">
    <div >
      <ul style="display: inline;" class="navbar-nav d-inline">
        <li class="nav-item">
          <a href="" class="nav-">HOME</a>
        </li>
        <li class="nav-item">
          <a href="" class="nav-">HOME</a>
        </li>
        <li class="nav-item">
```

```

        <a href="" class="nav-">HOME</a>
    </li>
</ul>
</div>

</div>

<div class="container">
  <div class="row">
    <div class="card">
      <div class="card-header">
        this is header
      </div>
      <div class="card-body">
        <div class="card-img">
          
        </div>

        this is card body
      </div>
      <div class="card-title">
        this is title
      </div>
    </div>

  </div>
  <div class="row">
    <table class="table table-bordered table-hover">
      <thead>
        <tr>
          <th>username</th>
          <th>password</th>
        </tr>

      </thead>
      <tbody>
        <tr>
          <td>
            vihu
          </td>
          <td>8379</td>
        </tr>
        <tr>
          <td>mangesh</td>
          <td>4562</td>
        </tr>
      </tbody>
    </table>
  </div>
</div>

```

```
        </tr>
    </tbody>

</div>

</table>

<form>
    <div class="form-group">
        <input type="text" name="" class="form-control">

    </div>
    <div class="form-group">
        <input type="text" name="" class="form-control">

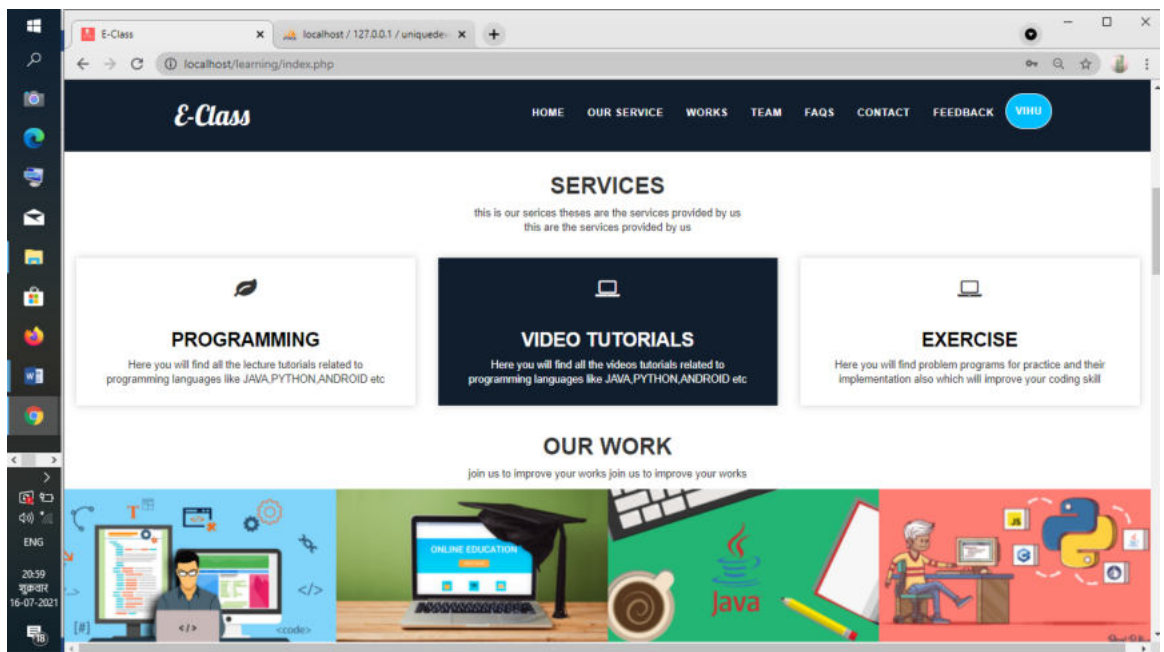
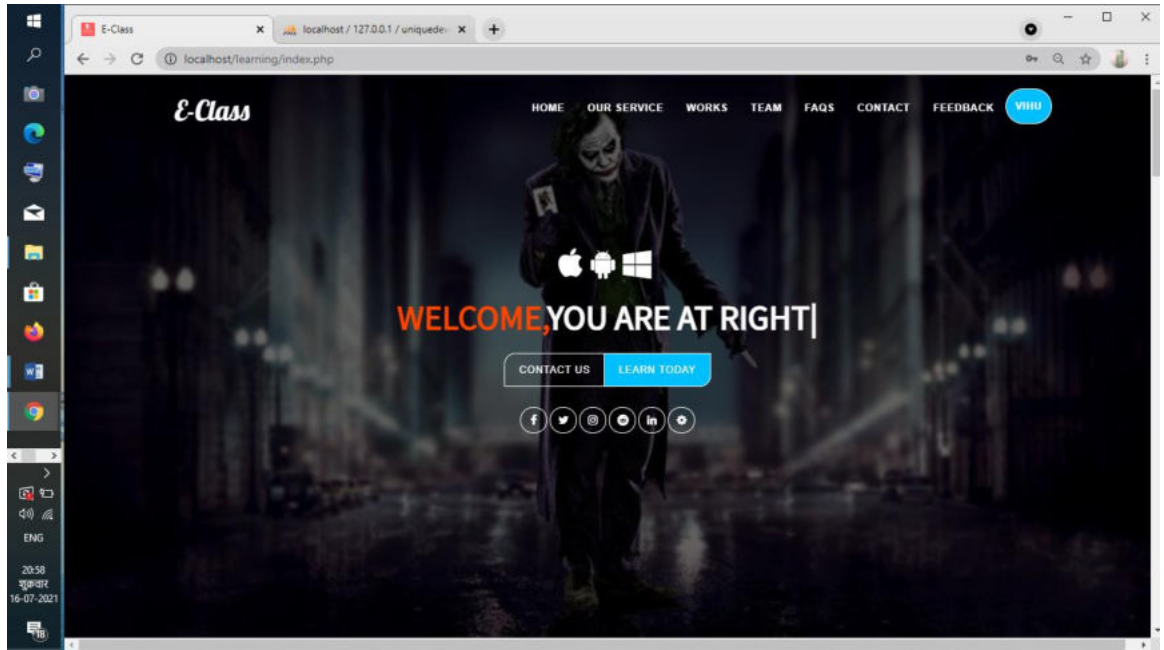
    </div>

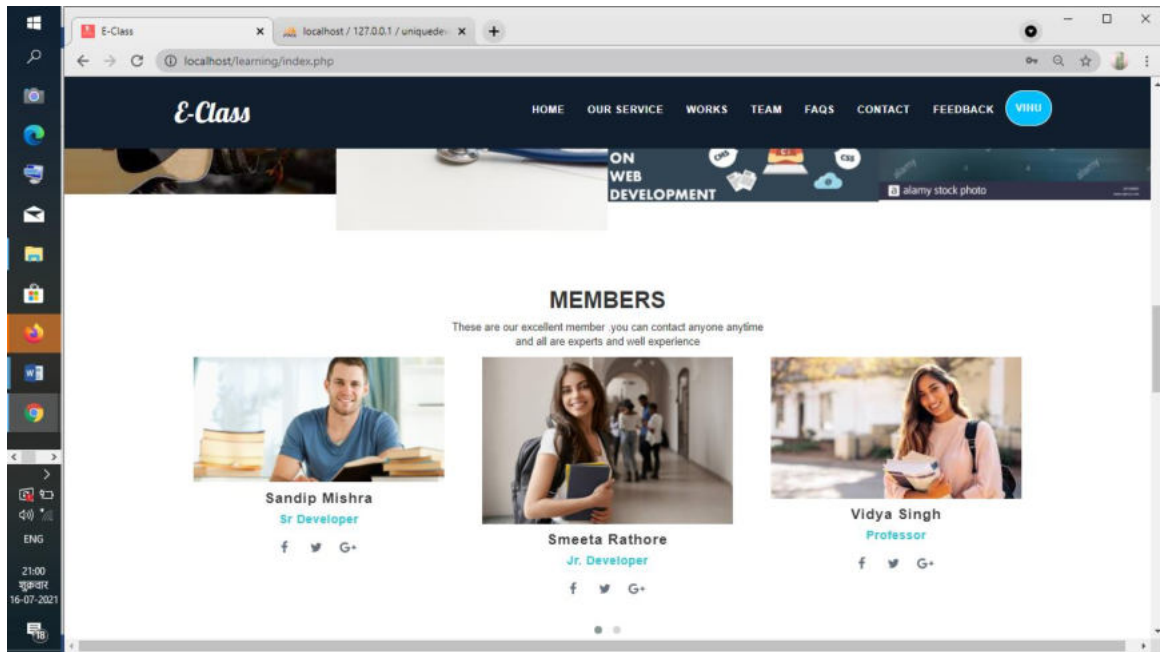
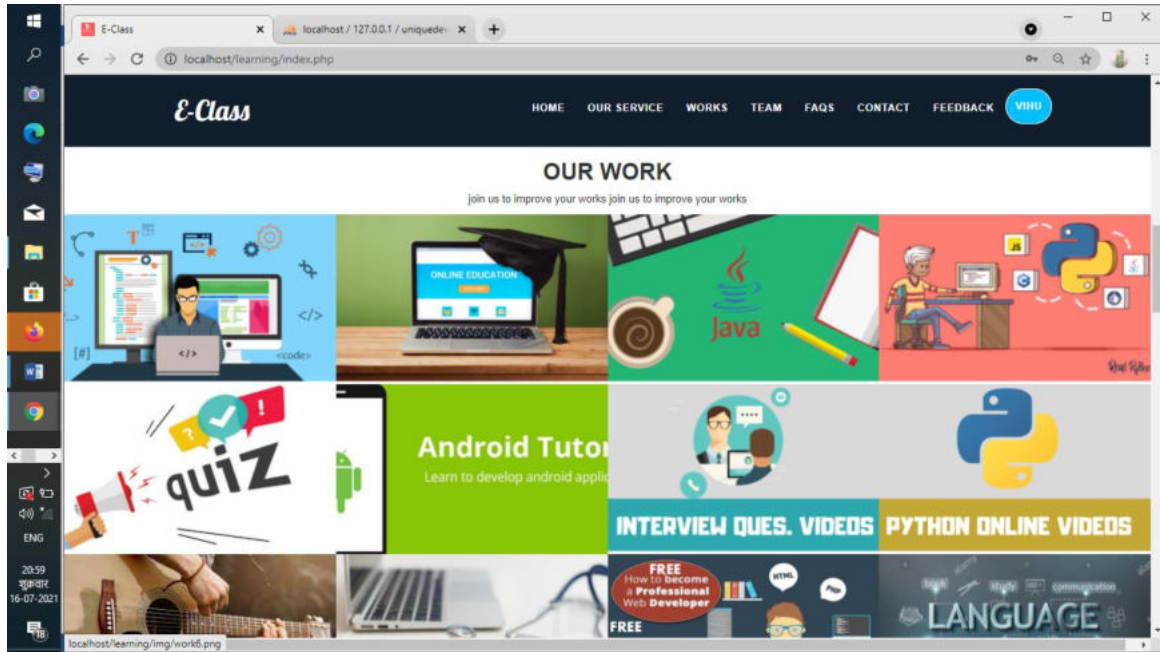
</form>

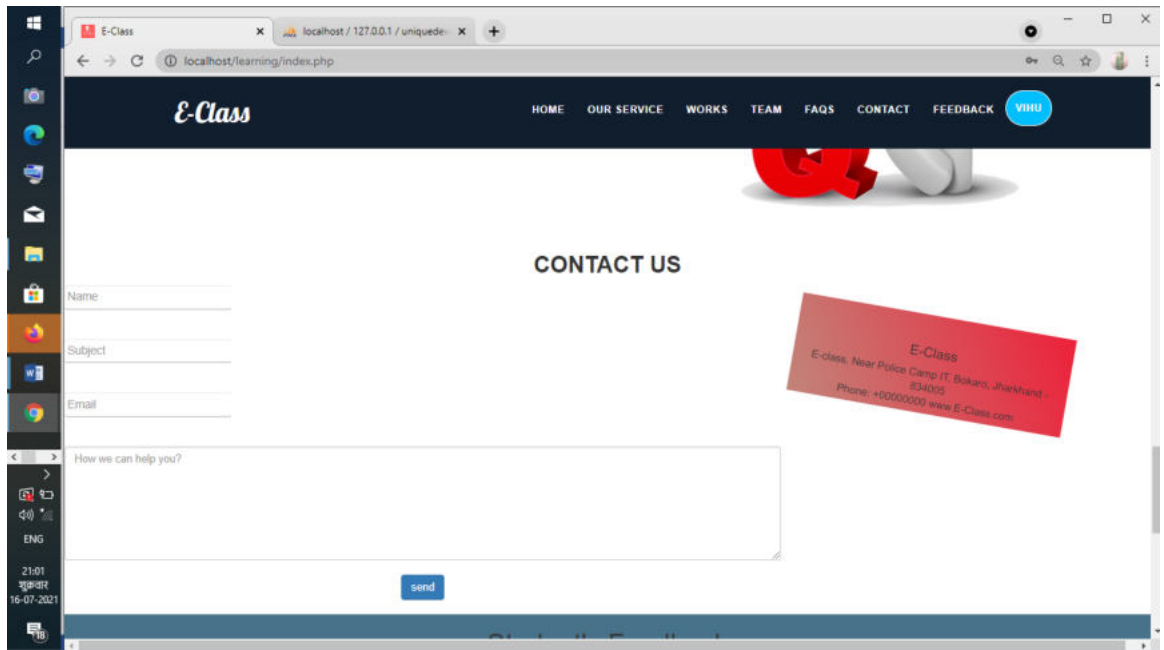
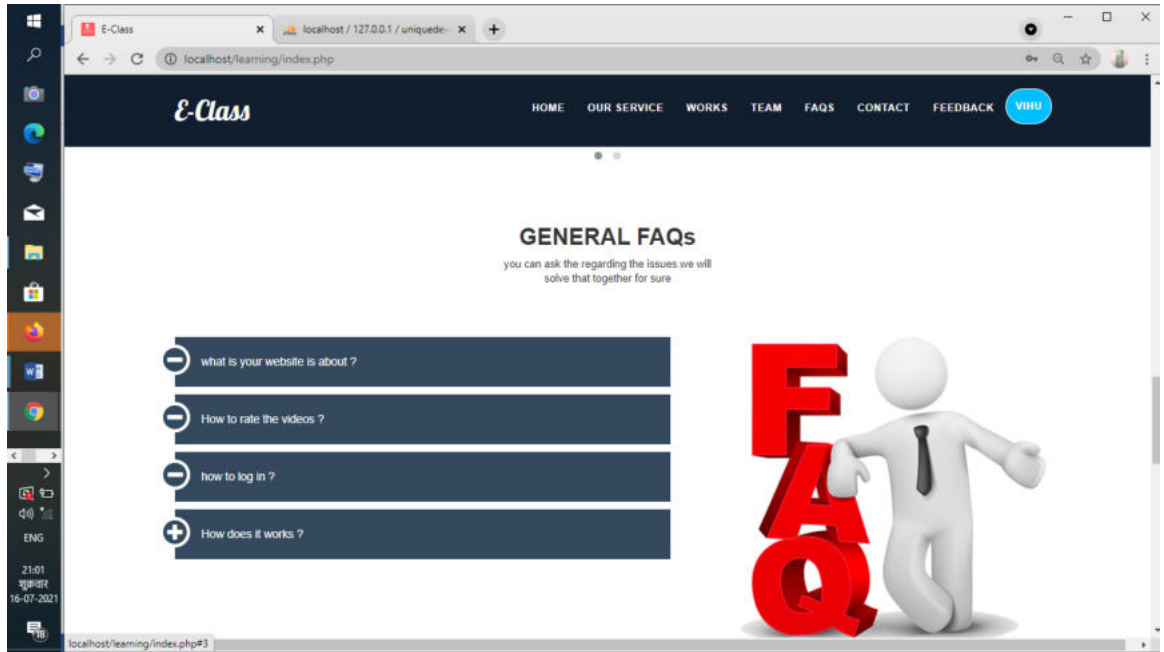
</div>

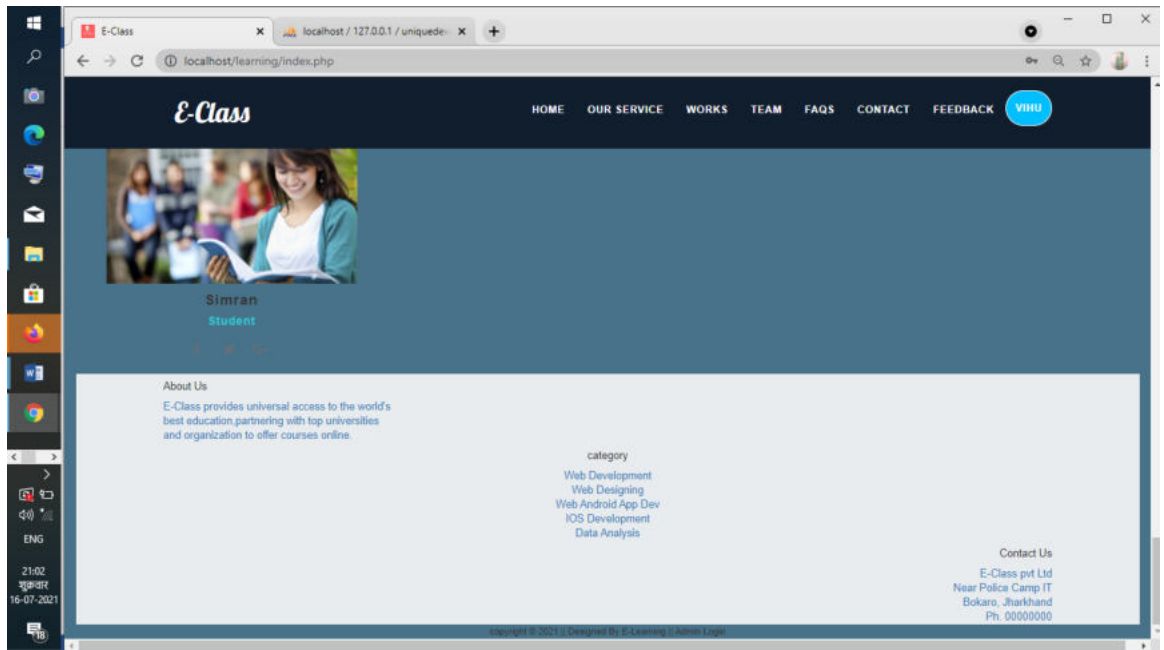
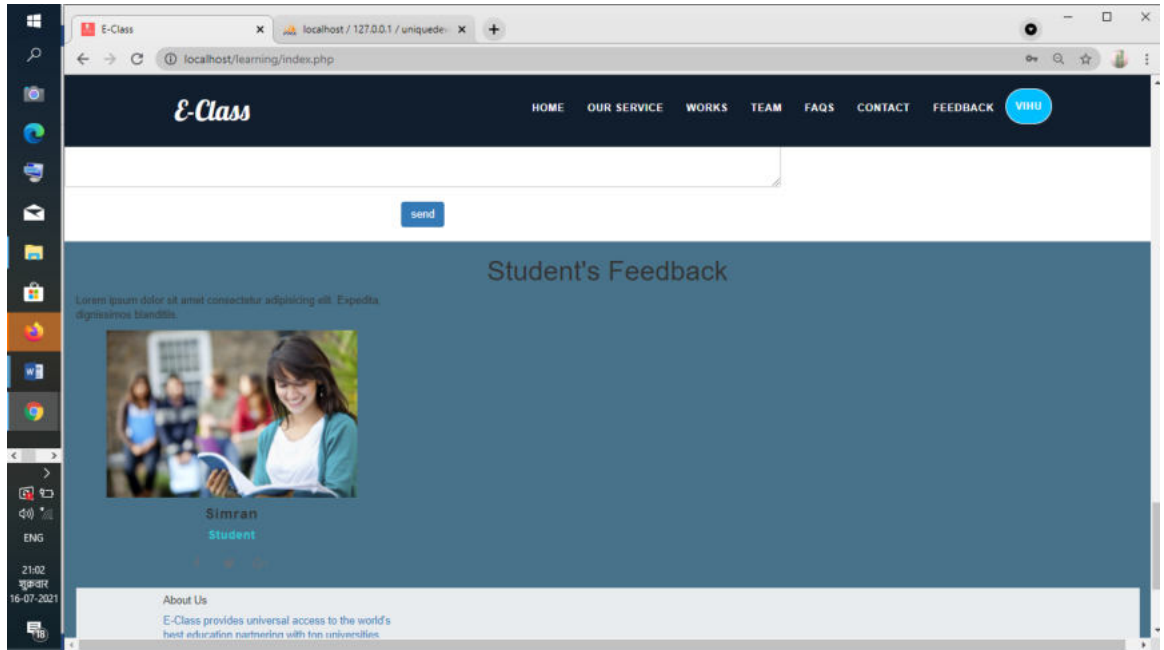
</div>
jQuery(document).ready(function()
{
    $(".slider").ripples({
    })
}
);

</body>
</html>
```









Programming

```

<!DOCTYPE html>
<html>
<head>
  <title>E-Class</title>
  <!--css file link-->
  <link rel="stylesheet" type="text/css" href="css/programming.css">

  <!-- Latest compiled and minified CSS -->

```

```
<link rel="stylesheet" href="https://maxcdn.bootstrapcdn.com/bootstrap/3.3.7/css/bootstrap.min.css">

<!-- jQuery library -->
<script src="https://ajax.googleapis.com/ajax/libs/jquery/3.3.1/jquery.min.js"></script>
<!-- Latest compiled JavaScript -->
<script src="https://maxcdn.bootstrapcdn.com/bootstrap/3.3.7/js/bootstrap.min.js"></script>

<!--Linking google fonts-->
<link href="https://fonts.googleapis.com/css?family=Lobster" rel="stylesheet">

<!--font-awesome start-->
<link rel="stylesheet" href="https://cdnjs.cloudflare.com/ajax/libs/font-awesome/4.7.0/css/font-awesome.min.css">

<style type="text/css">

    .bgcolor
    {
        background: rgba(0,0,0,0.1);
    }

    body
    {
        background: #FC354C; /* fallback for old browsers */
background: -webkit-linear-gradient(to right, #0ABFBC, #FC354C); /* Chrome 10-25, Safari 5.1-6 */
background: linear-gradient(to right, #0ABFBC, #FC354C); /* W3C, IE 10+/ Edge, Firefox 16+, Chrome 26+, Opera 12+, Safari 7+ */
        color: white;
    }

    .navbar
    {
        background: #C04848; /* fallback for old browsers */
background: -webkit-linear-gradient(to right, #480048, #C04848); /* Chrome 10-25, Safari 5.1-6 */
```

```

background: linear-
gradient(to right, #480048, #C04848); /* W3C, IE 10+/ Edge, Firefox 16+, C
hrome 26+, Opera 12+, Safari 7+ */

    }
  </style>
</head>
<body>

    <!--Navigation Starts ----->

    <nav class="navbar navbar-inverse navbar-fixed-top">
      <div class="container">
        <div class="navbar-header">
          <!--Responsive Button-->
          <button type="button" class="navbar-toggle" data-
toggle="collapse" data-target="#navi">
            <span class="icon-bar"></span>
            <span class="icon-bar"></span>
            <span class="icon-bar"></span>

          </button>

          <h1 style="color: white;margin-top: 10px;" id="myhead">E-
Class</h1>

          </div>
          <div class="collapse navbar-collapse" id="navi">
            <!--Navigation menus starts---->
            <ul class="nav navbar-nav navbar-right">
              <li> <a href="index.php">Home</a></li>
              <li> <a href="">Our Service</a></li>
              <li> <a href="">Works</a></li>
              <li> <a href="">Team</a></li>
              <li> <a href="">About</a></li>
              <li> <a href="">Carrier</a></li>
              <li> <a href="" id="our-location" class="btn-
success" data-target="#myModal" data-
toggle="modal">Add New Course</a></li>
            </ul>
            <!--Navigation menus ends---->
          </div>
        </div>
      </nav>

    <!--Navigation Ends ----->

```

```

        <!--programming languages Section Start ----->
<br><br><br><br><br>
        <section class="latest-news-area" id="latest">
            <div class="container">
                <div class="row">
                    <div class="col-xs-12">
                        <div class="section-title text-center">
                            <h2><b>PROGRAMMING LANGUAGES</b></h2>
                            <div class="sub-heading">
                                Following are the available programmin
g languages <br>
                                Start learning today
                            </div>
                        </div>
                    </div>
                </div>
            </div>
<br>
            <div class="row">
                <div class="news-active">
                    <div class="col-md-4 col-sm-6 col-xs-
12 content-border" >
                        <div class="bgcolor latest-news-wrap " >
                            <div class="news-img">
                                
                                    <div class="deat">
                                        <span>JAVA</span>
                                    </div>
                                </div>
                                <div class="news-content">
                                    <p>
                                        Python is a scripting language
                                        like PHP, Perl, Ruby and so much more. It can be used for web programming
                                    </p><br>
                                    <a href="http://localhost/MyRespon
siveWebsite/programming/java/java_programming.html">Start Reading...</a>
                                </div>
                            </div>
                        </div>
                    </div>
                </div>
            </div>

```

```

        <div class="col-md-4 col-sm-6 col-xs-
12 content-border">
            <div class="bgcolor latest-news-wrap">
                <div class="news-img">
                    

                    <div class="deat">
                        <span>PYTHON</span>
                    </div>
                </div>

                <div class="news-content">
                    <p>
                        Python is a scripting language
                        like PHP, Perl, Ruby and so much more. It can be used for web programming

                    </p><br>
                    <a href="http://localhost/MyRespon
siveWebsite/programming/python/python_home.html">Start Reading...</a>
                </div>
            </div>
        </div>

        <div class="col-md-4 col-sm-6 col-xs-
12 content-border">
            <div class="bgcolor latest-news-wrap">
                <div class="news-img">
                    

                    <div class="deat">
                        <span>ANDROID</span>
                    </div>
                </div>

                <div class="news-content">
                    <p>
                        Python is a scripting language
                        like PHP, Perl, Ruby and so much more. It can be used for web programming

                    </p><br>
                    <a href="http://localhost/MyRespon
siveWebsite/programming/android/android_home.html">Start Reading...</a>
                </div>
            </div>
        </div>
    </div>
</div>

```

```

        </div>
    </div>

</section>

<!--programming languages Section Start  ---->

</body>
</html>

```

Programming Demo

```

<?php
    session_start();

?>

<!DOCTYPE html>
<html>
<head>
    <title>E-Class</title>
    <!--css file link-->
    <link rel="stylesheet" type="text/css" href="css/programming.css">

    <!-- Latest compiled and minified CSS -->
    <link rel="stylesheet" href="https://maxcdn.bootstrapcdn.com/bootstrap/3.3.7/css/bootstrap.min.css">

    <!-- jQuery library -->
    <script src="https://ajax.googleapis.com/ajax/libs/jquery/3.3.1/jquery.min.js"></script>
    <!-- Latest compiled JavaScript -->

```

```
<script src="https://maxcdn.bootstrapcdn.com/bootstrap/3.3.7/js/bootstrap.min.js"></script>

<!--Linking google fonts-->
<link href="https://fonts.googleapis.com/css?family=Lobster" rel="stylesheet">

<!--font-awesome start-->
<link rel="stylesheet" href="https://cdnjs.cloudflare.com/ajax/libs/font-awesome/4.7.0/css/font-awesome.min.css">

<style type="text/css">
    .context-dark, .bg-gray-dark, .bg-primary {
        color: rgba(255, 255, 255, 0.8);
    }

.footer-classic a, .footer-classic a:focus, .footer-classic a:active {
    color: #ffffff;
}

.nav-list li {
    padding-top: 5px;
    padding-bottom: 5px;
}

.nav-list li a:hover:before {
    margin-left: 0;
    opacity: 1;
    visibility: visible;
}

ul, ol {
    list-style: none;
    padding: 0;
    margin: 0;
}

.social-inner {
    display: flex;
    flex-direction: column;
    align-items: center;
    width: 100%;
    padding: 23px;
    font: 900 13px/1 "Lato", -apple-
system, BlinkMacSystemFont, "Segoe UI", Roboto, "Helvetica Neue", Arial, sans-serif;
    text-transform: uppercase;
}
```



```

        color: rgba(255, 255, 255, 0.5);
    }
    .social-container .col {
        border: 1px solid rgba(255, 255, 255, 0.1);
        display: inline-block;
    }
    .nav-list li a:before {
        content: "\f14f";
        font: 400 21px/1 "Material Design Icons";
        color: #4d6de6;
        display: inline-block;
        vertical-align: baseline;
        margin-left: -28px;
        margin-right: 7px;
        opacity: 0;
        visibility: hidden;
        transition: .22s ease;
    }

    .div1                                /* for title image*/
    {
        margin-top: 10%;
        position: relative;
        height: 500px;
        width: 1263px;
        background:url(uploadimg/programming_image.png);
    }

</style>

</head>
<body>

        <!--Navigation Starts ----->

        <nav class="navbar navbar-inverse navbar-fixed-top">
            <div class="container">
                <div class="navbar-header">
                    <!--Responsive Button-->
                    <button type="button" class="navbar-toggle" data-
toggle="collapse" data-target="#navi">

```

```

        <span class="icon-bar"></span>
        <span class="icon-bar"></span>
        <span class="icon-bar"></span>

    </button>

    <h1 style="color: white;margin-top: 10px;" id="myhead">E-
Class</h1>
</div>
<div class="collapse navbar-collapse" id="navi">
    <!--Navigation menus starts-->
    <ul class="nav navbar-nav navbar-right">
        <li> <a href="index.php">Home</a></li>
        <li> <a href="">Our Service</a></li>
        <li> <a href="">Works</a></li>
        <li> <a href="">Team</a></li>
        <li> <a href="">About</a></li>
        <li> <a href="">Carrier</a></li>
        <li> <a href="" id="our-location" class="btn-
success" ><?php echo $_SESSION['username']; ?></a></li>
    </ul>
    <!--Navigation menus ends-->
</div>
</div>
</nav>
<!--Navigation Ends ----->

<!--Login Start----->

<!-- <div class="modal fade modal-dialog-
centered" id="mymodal">
    <div class="modal-dialog ">
        <div class="modal-content">
            <h3 id="login-heading">Login</h3>

            <div class="modal-body" >
                <div class="left-box">
                    <form method="POST" enctype="multipart/form-
data" action="imgdemo.php">
                        <div class="form-group">
                            <label><i class="fa fa-user fa-
2x"></i>Language Name :</label>
                            <input type="text" name="languagename" cla
ss="form-control">

```

```

                <label><i class="fa fa-lock fa-
2x"></i>Language Description :</label>
                <input type="text" name="languagedesc" cla
ss="form-control">

                <label><i class="fa fa-lock fa-
2x"></i>Language Image :</label>
                <input type="file" name="languageimg" clas
s="form-control">

                <button id="btn-
login" type="submit">Add Course</button>

                </div>
                <div class="register">
                    <h2>Don't have an account?&nbsp;<span id="c
reate-account"><a href="signup.html">Create</span></a> </h2>
                </div>

                </form>
            </div>
            <div class="right-box">
                <span class="signinwith">Sign in With <br> Social
Networks</span>

                <button class="social facebook">Log in with Facebo
ok</button>

                <button class="social twitter">Log in with twitter
</button>

                <button class="social google">Log in with gmail</b
utton>

                </div>

            </div>

        </div>
    </div>
</div>
-->
    <!--Login Ends----->

<!--

```

```

<div>
    
</div> -->

<div class="container-fluid div1">

    </div>

        <!--programming languages Section Start     ----->
<br><br><br><br><br>
    <section class="latest-news-area" id="latest">
        <div class="container">
            <div class="row">
                <div class="col-xs-12">
                    <div class="section-title text-center">
                        <h2><b>PROGRAMMING LANGUAGES</b></h2>
                        <div class="sub-heading">
                            Following are the available programmin
g languages <br>
                                Start learning today
                            </div>
                        </div>
                    </div>
                </div>
            </div>
        </div>
    <br>

<?php

    // session_start();

    $con=mysqli_connect('localhost','root');

    mysqli_select_db($con,'uniquedeveloper');

    $q="select * from programming_languages";
    $query=mysqli_query($con,$q);
    while ($res=mysqli_fetch_array($query)) {

        ?>

```

```

        <div class="col-md-4 col-sm-6 col-xs-12 content-
border" style="margin-bottom: 10px;">
            <div class="latest-news-wrap">
                <div class="news-img">
                    <img src=<?php echo $res['language
_image']; ?> class="img-responsive">
                    <div class="deat">
                        <span><?php echo $res['languag
e_name']; ?></span>
                    </div>
                </div>
                <div class="news-content">
                    <p>
                        <?php echo $res['language_desc
ription']; ?>
                    </p><br>
                    <a href="programming/java/java_pro
gramming.php?course_name=<?php echo $res['language_name'] ?>">Start Readin
g...</a>
                </div>
            </div>
        </div>
<?php } ?>

    </div>

</section>

<!--programming languages Section ends ----->

<!--footer Section Start ----->

<br><br><br><br>

<footer class="section footer-classic context-dark bg-
image" style="background: #2d3246;">
    <div class="container">
        <div class="row row-30">
            <div class="col-md-4 col-xl-5">

```

```

        <div class="pr-xl-4"><a class="brand" href="index.html"></a>
        <p>Unique Developer is an excellent learning hub, dedicated to the programmer who want to explore.</p>
        <!-- Rights-->
        <p class="rights"><span>© </span><span class="copyright-year">2018</span><span> </span><span>UniqueDeveloper</span><span>. </span><span>All Rights Reserved.</span></p>
        </div>
    </div>
    <div class="col-md-4">
        <h5>Contacts</h5>
        <dl class="contact-list">
            <dt>Address:</dt>
            <dd>Nagardas Road, andheri east, mumbai 400101</dd>
        </dl>
        <dl class="contact-list">
            <dt>email:</dt>
            <dd><a href="mailto:#">uniquedeveloper0@gmail.com</a></dd>
        </dl>
        <dl class="contact-list">
            <dt>phones:</dt>
            <dd><a href="tel:#">+91 9082944195</a> <span>or</span> <a href="tel:#">+91 7738364521</a>
            </dd>
        </dl>
    </div>
    <div class="col-md-4 col-xl-3">
        <h5>Links</h5>
        <ul class="nav-list">
            <li><a href="#">About</a></li>
            <li><a href="#">Projects</a></li>
            <li><a href="#">Blog</a></li>
            <li><a href="#">Contacts</a></li>
            <li><a href="#">Pricing</a></li>
        </ul>
    </div>
</div>
</div>
<div class="row no-gutters social-container">
    <div class="col"><a class="social-inner" href="#"><span class="icon mdi mdi-facebook"></span><span>Facebook</span></a></div>

```

```

        <div class="col"><a class="social-
inner" href="#"><span class="icon mdi mdi-
instagram"></span><span>instagram</span></a></div>
        <div class="col"><a class="social-
inner" href="#"><span class="icon mdi mdi-
twitter"></span><span>twitter</span></a></div>
        <div class="col"><a class="social-
inner" href="#"><span class="icon mdi mdi-youtube-
play"></span><span>google</span></a></div>
    </div>
</footer>

<!--footer Section Ends ----->

</body>
</html>

```

Imgupload

```

<!DOCTYPE html>
<html>
<head>
    <title></title>
</head>
<body>
    <form method="POST" action='imgdemo.php' enctype="multipart/form-
data">
        <div class="form-group">
            <label><i class="fa fa-user fa-2x"></i>Language Name :</label>
            <input type="text" name="languageName" class="form-control">

            <label><i class="fa fa-lock fa-2x"></i>Language Image :</label>
            <input type="file" name="languageimg" class="form-control">

            <label><i class="fa fa-lock fa-
2x"></i>Language Description :</label>
            <input type="text" name="languageDesc" class="form-control">

            <button id="btnlogin" type="submit">Add Course</button>

        </div>

```

```

    <div class="register">
      <h2>Don't have an account?&nbsp;<span id="create-
account"><a href="signup.html">Create</span></a> </h2>
    </div>

  </form>
</body>
</html>

```

Demo

```

<!DOCTYPE html>
<html>
<head>
  <title>E-Class</title>
  <!-- Latest compiled and minified CSS -->
  <link rel="stylesheet" href="https://maxcdn.bootstrapcdn.com/bootstrap
/3.3.7/css/bootstrap.min.css">

  <!-- jQuery library -->
  <script src="https://ajax.googleapis.com/ajax/libs/jquery/3.3.1/jquery
.min.js"></script>
  <!-- Latest compiled JavaScript -->
  <script src="https://maxcdn.bootstrapcdn.com/bootstrap/3.3.7/js/bootst
rap.min.js"></script>

</head>
<body>
  <div class="container">
    <div class="row">
      <div class="col-md-4 col-sm-6 col-xs-12">
        <div class="card" style="width: 18rem;">
          
          <div class="card-body">
            <h5 class="card-title">Card title</h5>
            <p class="card-
text">Some quick example text to build on the card title and make up the b
ulk of the card's content.</p>
            <a href="#" class="btn btn-primary">Go somewhere</a>
          </div>
        </div>
      </div>
    </div>

    <div class="col-md-4 col-sm-6 col-xs-12">
      <div class="card" style="width: 18rem;">

```



```

        
        <div class="card-body">
            <h5 class="card-title">Card title</h5>
            <p class="card-
text">Some quick example text to build on the card title and make up the b
ulk of the card's content.</p>
            <a href="#" class="btn btn-primary">Go somewhere</a>
        </div>
    </div>
</div>

    <div class="col-md-4 col-sm-6 col-xs-12">
        <div class="card" style="width: 18rem;">
            
            <div class="card-body">
                <h5 class="card-title">Card title</h5>
                <p class="card-
text">Some quick example text to build on the card title and make up the b
ulk of the card's content.</p>
                <a href="#" class="btn btn-primary">Go somewhere</a>
            </div>
        </div>
    </div>
</div>
</div>
</body>
</html>

```

Transfer

```

<?php

    //header("Location:java_videos.php");

?>

```

Submit

```

<?php

?>

```

Video.php

```
<?php
    session_start();
    include 'conn.inc.php';
    require 'comments.inc.php';

if (!isset($_SESSION['username'])) {
    header('location:../../login.php');
}
date_default_timezone_set('Asia/Kolkata');
// echo date_default_timezone_get();

?>

<!DOCTYPE html>
<html>
<head>
    <title></title>
    <link rel="stylesheet" type="text/css" href="java_video.css">
    <link rel="stylesheet" type="text/css" href="../../css/programming.css"
">

    <!-- Latest compiled and minified CSS -->
<link rel="stylesheet" href="https://maxcdn.bootstrapcdn.com/bootstrap/4.2
.1/css/bootstrap.min.css">

<!-- jQuery library -->
<script src="https://ajax.googleapis.com/ajax/libs/jquery/3.3.1/jquery.min
.js"></script>

<!-- Popper JS -->
<script src="https://cdnjs.cloudflare.com/ajax/libs/popper.js/1.14.6/umd/p
opper.min.js"></script>

<!-- Latest compiled JavaScript -->
<script src="https://maxcdn.bootstrapcdn.com/bootstrap/4.2.1/js/bootstrap.
min.js"></script>

<!---Linking google fonts-->
```

```
<link href="https://fonts.googleapis.com/css?family=Lobster" rel="stylesheet">

<!--font-awesome start-->
<link rel="stylesheet" href="https://cdnjs.cloudflare.com/ajax/libs/font-awesome/4.7.0/css/font-awesome.min.css">

<style type="text/css">
    #mybody
{
    background-color: #e9ecef;
}

#video-list-section
{
    position: absolute;
    top:80px;
    right: 150px;
    background-color: deepskyblue;
    padding: 20px;
    left:900px;
    width: 400px;
}

.fixed-top
{
    position: relative;
}

.item #sidebar-wrapper, #sidebar-wrapper {
    float: right;
    width: 30%;
    max-width: 330px;
}

#sidebar-wrapper {
    padding-top: 20px;
}

</style>
```

```

</head>
<body id="mybody" class="bg-white">

    <!--Navigation Start ----->
<nav class="navbar navbar-expand-lg navbar-light bg-dark fixed-top">
  <a class="navbar-brand text-white" href="#">E-Class</a>
  <button class="navbar-toggler" type="button" data-
toggle="collapse" data-target="#navbarSupportedContent" aria-
controls="navbarSupportedContent" aria-expanded="false" aria-
label="Toggle navigation">
  <span class="navbar-toggler-icon"></span>
</button>

  <div class="collapse navbar-collapse" id="navbarSupportedContent">
    <ul class="navbar-nav mr-auto ">
      <li class="nav-item active">
        <a class="nav-link text-white" href="#">Home <span class="sr-
only">(current)</span></a>
      </li>
      <!-- <li class="nav-item">
        <a class="nav-link text-white" href="#">Link</a>
      </li>
      <li class="nav-item dropdown">
        <a class="nav-link dropdown-toggle text-
white" href="#" id="navbarDropdown" role="button" data-
toggle="dropdown" aria-haspopup="true" aria-expanded="false">
          Dropdown
        </a>
        <div class="dropdown-menu text-white" aria-
labelledby="navbarDropdown">
          <a class="dropdown-item" href="#">Action</a>
          <a class="dropdown-item" href="#">Another action</a>
          <div class="dropdown-divider"></div>
          <a class="dropdown-item" href="#">Something else here</a>
        </div>
      </li>
      <li class="nav-item">
        <a class="nav-link disabled" href="#">Disabled</a>
      </li> -->
    </ul>
    <form class="form-inline my-2 my-lg-0">
      <input class="form-control mr-sm-
2" type="search" placeholder="Search" aria-label="Search">
      <button class="btn btn-outline-success my-2 my-sm-
0" type="submit">Search</button>

```

```

    </form>
  </div>
</nav>

    <!--Navigation Ends ----->

    <!--Video iframe Start ----->

<br>
<div class="container-fluid">
  <div class="row">
    <section class="col-md-7 mt-4">

      <iframe style="border:1px #999 solid;" width="760" height="415"
<?php
  $_SESSION['vid']=$_GET['video_id'];
  $video_id=$_GET['video_id'];
  $sql="select * from videos where video_id='$video_id'";
  $result=mysqli_query($con,$sql);
  while ($row=mysqli_fetch_array($result))
  {
    ?>
    src=<?php echo $row['video_path']; //fetching youtube video
path from database & storing into src attribute
  }

  ?>
  frameborder="0" allow="accelerometer; autoplay; encrypted-
media; gyroscope; picture-in-picture" allowfullscreen></iframe>

    <!--Video iframe Ends ----->

```

```

        <!--Comments Section Start ----->
<br><br>

        <div class='commentdiv shadow bg-
light' style="border:1px #d2c8c8 solid; background-color: #dfe1e4;">
<?php
        $video_id=$_GET['video_id']; //getting the value of video
is from the previous page using GET
        echo "
                <form method='POST' action='".setComments($con)."'>
                <input type='hidden' name='uid' value='Anonymous'>
                <input type='hidden' name='vid' value='".$video_id."'>
                <input type='hidden' name='date' value='".date('Y-m-
d H:i:s')."'>
                <textarea name='message'></textarea><br>
                <button type='submit' name='commentSubmit' class='comm
entbtn'>Comment</button>
                </form><br><br>
                ";
?> </div>

<?php
getComments($con);

?>

</section>
        <!--Comments Section Ends ----->

        <!--Video list Start ----->

        <div class="col-md-4 float-right ml-5 bg-white mt-4">

        <table class="table table-hover mt-3 table-borderless bg-light">
        <tbody>
        <div class="card-header text-center bg-
light"><h5>Popular videos</h5></div>

        <?php

        $course_name=$_GET['course_name'];

```

```
$sql="select * from videos where course_name='$course_name'";
$result=mysqli_query($con,$sql);

while ($row=mysqli_fetch_array($result))
{
?>

    <tr>
        <td><a href=""><img src=../../uploading/thumbnail/<?php echo $row[
'video_image']; ?> height="100" width="150"></a></td>
        <td><?php echo $row['video_name']; ?></td>

    </tr>

<?php } ?>

</tbody>
</table>
</div>
</div>
</div>
```

```
                <!-- <div style="clear: both;"></div> -->

<!--Video list Ends ----->

<!--footer Section Start ----->
<?php
    include "../admin/includes/footer.php";
?>

                <!--footer Section Ends ----->

</body>
</html>
```

Videos

```
.commentdiv
{
    height: 170px;
    width: 760px;
    border:1px #d2c8c8 solid;
    margin-bottom: 50px;
    position: relative;
}

textarea
```



```
{  
  
    margin-right: 20px;  
    margin-top: 50px;  
    width: 600px;  
    height: 70px;  
}  
  
.commentbtn  
{  
    height: 30px;  
    width: 100px;  
    border: none;  
    color: #fff;  
    margin-left: 20px;  
    background-color: deepskyblue;  
}  
  
.comment-box  
{  
    width: 760px;  
    padding: 20px;  
    background-color: #fff;  
    border-radius: 4px;  
    margin-bottom: 4px;  
    position: relative;  
}  
  
.comment-box p  
{  
    font-family:arial;  
    font-size: 14px;  
    line-height: 16px;  
}  
  
.delete-form  
{  
    position: absolute;  
    top:0px;  
    right:10px;  
}  
  
.delete-form Button  
{  
    width: 40px;  
    height: 20px;
```

```

    color:#282828;
    background-color: #fff;
    opacity: 0.7;
    border:none;
}

.delete-form Button:hover
{
    opacity: 1px;
}

.btnEdit
{
    position: absolute !important;
    top:0px !important;
    right:120px !important;
    width: 40px;
    height: 20px;
    color:#282828;
    background-color: #fff;
    opacity: 0.7;
    border:none;
}

.btnEdit:hover
{
    opacity: 1px;
    cursor: pointer;
}

```

Display Video List

```

<?php
include 'conn.inc.php';
include "../admin/includes/navbar.php";
?>

<!DOCTYPE html>
<html>
<head>
    <title></title>

    <!-- Latest compiled and minified CSS -->

```

```

<link rel="stylesheet" href="https://maxcdn.bootstrapcdn.com/bootstrap/4.2
.1/css/bootstrap.min.css">

<!-- jQuery library -->
<script src="https://ajax.googleapis.com/ajax/libs/jquery/3.3.1/jquery.min
.js"></script>

<!-- Popper JS -->
<script src="https://cdnjs.cloudflare.com/ajax/libs/popper.js/1.14.6/umd/p
opper.min.js"></script>

<!-- Latest compiled JavaScript -->
<script src="https://maxcdn.bootstrapcdn.com/bootstrap/4.2.1/js/bootstrap.
min.js"></script>

<style type="text/css">
    .mycard
    {
        transition: all 0.9s ease;
    }

    .mycard:hover
    {
        transform: scale(1.05);
    }
</style>

</head>
<body>

<br><br><br>
    <div class="container-fluid position-relative">
<center style="height: 50px; background-
color: #aeaeae0; "><p class="text-
white h3" style="" >watch free <?php echo $_GET['course_name']; ?> online
videos</p></center><br><br>

        <div class="row">

<?php

    $course_name=$_GET['course_name'];
    $q="select * from videos where course_name='$course_name'";

```

```

        //echo $course_name;
        $query=mysqli_query($con,$q);
        while ($row=mysqli_fetch_array($query))
        {

            ?>
            <div class="col-md-3">
                <div class="card shadow mycard" style="width: 18rem; height: 7rem;">
                    <div class="inner">
                        <!-- to zoom in and zoom out effect -->
                            
                            </div>

                            <div class="card-body shadow" style="background-color: #f1f1f1;">
                                <!-- <h5 class="card-title"><?php echo $row['course_name']; ?></h5> -->
                                <p class="card-text"><?php echo $row['video_name']; ?></p>
                                <a href="java_videos.php?video_id=<?php echo $row['video_id'] ?>&course_name=<?php echo $row['course_name'] ?>" class="btn btn-primary border-0 ">watch videos</a>
                                </div>
                            </div><br><br><br><br><br><br><br><br><br>

                        </div>

                    <?php } ?>    <!-- while loop closed -->

                </div>

            </div>

            <!-- footer section starts -->

                <footer>
                <?php
                include "../../admin/includes/footer.php";
                ?>
                </footer>

```

```
<!-- footer section ends -->

</body>
</html>
```

Display Video Courses

```
<?php

include 'conn.inc.php';
include "../admin/includes/navbar.php";
?>

<!DOCTYPE html>
<html>
<head>
  <title></title>
  <style type="text/css">

.card-body
{
  border-style: solid !important;
  border-width:1px !important;
  border-color: #ccc;
}

.container
{
  margin-top: 1%;
}

.inner img
{
  transition: all 1.5s ease; /* to rotate image smoothly*/
}

.inner:hover img
{
  transform:rotate(5deg); /* to rotate the image 5 deg*/
}

.div1 /* for title image*/
{
  position: relative;
```

```

    height: 500px;
    width: 1263px;
    background:url(online_video_title.png);
}

</style>
</head>
<body>

    <!-- title image start -->
    <br> <br><br>
    <div class="container-fluid div1">

    </div>
    <!-- title image ends -->

    <!-- video course card starts -->
    <br><br><br>
    <div class="container-fluid">

        <div class="row">

<?php

    $sql="select * from video_info";
    $result=mysqli_query($con,$sql);
    while ($row=mysqli_fetch_array($result))
    {

        ?>
        <div class="col-md-4">
            <div class="card shadow" style="width: 22rem; height: 10rem;">
                <div class="inner">
                    <!-- to zoom in and zoom out effect -->
                    <img class="card-img-top" style="height: 15rem;" src=<?php echo $row['image']; ?> alt="Card image cap">
                </div>

                    <div class="card-body text-center shadow">
                        <!-- <h5 class="card-
title"><?php echo $row['course_name']; ?></h5> -->

```

```

        <!-- <p class="card-
text"><?php echo $row['description']; ?></p> -->
        <a href="display_video_list.php?course_name=<?php echo
$row['course_name']; ?>" class="btn btn-primary">watch videos</a>
    </div>
    </div><br><br><br><br><br><br><br><br><br>

</div>

    <?php } ?>    <!-- while loop closed -->

</div>

</div>

    <!-- video course card ends -->
<!--
<?php

    $sql="select * from video_info";
    $result=mysqli_query($con,$sql);
    while ($row=mysqli_fetch_array($result))
    {
        ?> <button > <a ><?php echo $row['course_name']; ?></a></butt
on><?php
    }

?> -->

<!-- footer section starts -->

<footer style="margin-top: 90px;">
    <?php
    include "../admin/includes/footer.php";
    ?>
</footer>

<!-- footer section ends -->

</body>
</html>

```

Demo Video

```
<!DOCTYPE html>
<html>
<head>
  <title></title>

  <!-- Latest compiled and minified CSS -->
<link rel="stylesheet" href="https://maxcdn.bootstrapcdn.com/bootstrap/4.2
.1/css/bootstrap.min.css">

<!-- jQuery library -->
<script src="https://ajax.googleapis.com/ajax/libs/jquery/3.3.1/jquery.min
.js"></script>

<!-- Popper JS -->
<script src="https://cdnjs.cloudflare.com/ajax/libs/popper.js/1.14.6/umd/p
opper.min.js"></script>

<!-- Latest compiled JavaScript -->
<script src="https://maxcdn.bootstrapcdn.com/bootstrap/4.2.1/js/bootstrap.
min.js"></script>

</head>
<body>

<!-- Trigger the modal with a button -->

<?php echo "<button type='button' class='btn btn-info btn-lg' data-
toggle='modal' data-target='#myModal'>Open Modal</button>"; ?>
```



```
<!-- Modal -->
<?php echo '
<div id="myModal" class="modal fade" role="dialog">
  <div class="modal-dialog">

    <!-- Modal content-->
    <div class="modal-content">
      <div class="modal-header">
        <button type="button" class="close" data-
dismiss="modal">&times;</button>
        <h4 class="modal-title">Modal Header</h4>
      </div>
      <div class="modal-body">

        <form action="submit.php" method="POST">
          <div class="form-group">
            <label for="recipient-name" class="col-form-
label">Recipient:</label>
            <input type="text" class="form-control" id="recipient-name">
          </div>
          <div class="form-group">
            <label for="message-text" class="col-form-
label">Message:</label>
            <textarea class="form-control" id="message-
text" value="sunil"></textarea>
          </div>

        </div>
        <div class="modal-footer">
          <button type="submit" class="btn btn-default btn-
primary" >Submit</button>

          <button type="button" class="btn btn-default btn-danger" data-
dismiss="modal">Close</button>

        </div>
      </form>
    </div>
  </div>

</div>
';
```

```
?>

</body>
</html>
```

Conn.php

```
<?php

$con=mysqli_connect('localhost','root');
if (!$con) {
    die('connection failed'.mysqli_connect_error());
}

mysqli_select_db($con,'uniquedeveloper');

?>
```

Comment.php

```
<?php

function setComments($con)
{

    if (isset($_POST['commentSubmit']))
    {
        // $uid=$_POST['uid'];
        $video_id=$_POST['vid'];
        $uid=$_SESSION['username'];
        $date=$_POST['date'];
        $message=$_POST['message'];

        $sql="INSERT INTO `commentsection`(`uid`,`date`,`message`,`video
_id) VALUES ('$uid','$date','$message','$video_id)";
        // or $result=$con->query($sql);
        $r=mysqli_query($con,$sql);
        // do not resubmit the form
    }
}
```

```

    }
}

function getComments($con)
{
    $video_id=$_SESSION['vid'];
    $sql="SELECT * FROM commentsection where video_id='$video_id'";
    $result=mysqli_query($con,$sql);
    while ($row=mysqli_fetch_array($result)) {
        echo "<div class='comment-box shadow bg-light'><p>";
        echo "<b>".$row['uid'].</b>&nbsp;&nbsp;&nbsp;";
        echo $row['date'].<br><br>";
        echo nl2br($row['message']); //converts nl tags into br tags
for line breaks
        echo "</p>";

        if ($_SESSION['username']==$row['uid'])
        {
            echo "<form class='delete-
form' method='POST' action='".deleteComment($con)."'>
            <input type='hidden' name='cid' value='".$row['cid']."'>
            <button type='submit' name='CommentDelete'>Delete</button>
            </form>";
            $_SESSION['id']=$row['cid'];

            // button for edit comment

            echo "
            <input type='hidden' name='cid' value='".$row['cid']."'>
            <button type='button' class='btnEdit' data-
toggle='modal' data-
target='#myModal' style='position: absolute !important;
top:0px !important;
right:120px !important;'>edit</button>
            ";

echo '
<div id="myModal" class="modal fade col-md-6 m-auto" role="dialog">
    <div class="modal-dialog">

        <!-- Modal content-->
        <div class="modal-content">
            <div class="modal-header">
                <h4 class="modal-title">Edit Comment</h4>

```

```

        <button type="button" class="close" data-
dismiss="modal">&times;</button><br>

    </div>
    <div class="modal-body">

        <form action="'.editComment($con).'

```

```

}

function deleteComment($con)
{
    if (isset($_POST['CommentDelete'])) // if delete button clicks then only this code will run
    {
        $cid=$_POST['cid'];

        $sql="DELETE FROM commentsection where cid='$cid'"; // dont write
        *
        // or $result=$con->query($sql);
        $r=mysqli_query($con,$sql);

        //header("Location:java_videos.php");

        // echo '<meta http-
equiv="refresh" content=1; URL=java_videos.php" />'; // another way
to redirect rom one page to onother

    }
}

function editComment($con)
{
    if (isset($_POST['commentEdit'])) // if delete button clicks then only this code will run
    {
        $cid=$_POST['cid'];
        $message=$_POST['message'];

        $sql="UPDATE `commentsection` SET `message`='$message' WHERE cid='$cid'";
        // // or $result=$con->query($sql);
        $r=mysqli_query($con,$sql);

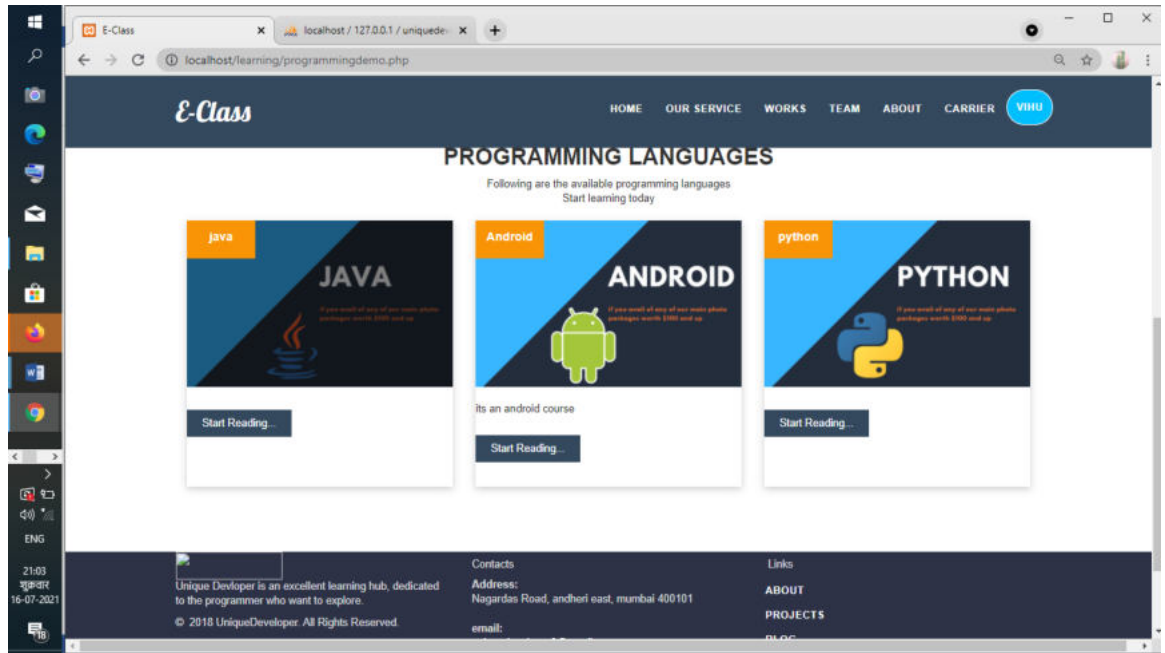
        //header("Location:java_videos.php");

```

```

        // header("Refresh:0,url=java_videos.php");           //to refresh t
he php page
    }
}
?>

```



Python home Page

```

<!DOCTYPE html>
<html>
<head>
<title>E-Class</title>
  <!--css file link-->
  <link rel="stylesheet" type="text/css" href="../../css/java_programmi
ng.css">

  <!-- Latest compiled and minified CSS -->
  <link rel="stylesheet" href="https://maxcdn.bootstrapcdn.com/bootstrap
/3.3.7/css/bootstrap.min.css">

  <!-- jQuery library -->
  <script src="https://ajax.googleapis.com/ajax/libs/jquery/3.3.1/jquery
.min.js"></script>
  <!-- Latest compiled JavaScript -->
  <script src="https://maxcdn.bootstrapcdn.com/bootstrap/3.3.7/js/bootst
rap.min.js"></script>

```

```

<!---Linking google fonts-->
<link href="https://fonts.googleapis.com/css?family=Lobster" rel="style
esheet">
<link href="https://fonts.googleapis.com/css?family=Rubik" rel="styles
heet">
<link href="https://fonts.googleapis.com/css?family=Assistant" rel="st
ylesheet">

<!---font-awesome start-->
<link rel="stylesheet" href="https://cdnjs.cloudflare.com/ajax/libs/fo
nt-awesome/4.7.0/css/font-awesome.min.css">
</head>
<body>
  <!---Navigation bar ends ---->
  <nav class="navbar navbar-inverse navbar-fixed-
top" style="height: 80px;">
    <div class="container">
      <div class="navbar-header">
        <!---Responsive Button---->
        <button type="button" class="navbar-toggle" data-
toggle="collapse" data-target="#navi">
          <span class="icon-bar"></span>
          <span class="icon-bar"></span>
          <span class="icon-bar"></span>

        </button>

        <h1 style="color: white;margin-top: 10px;" id="myhead">E-
Class</h1>
      </div>
      <div class="collapse navbar-collapse" id="navi">
        <!---Navigation menus starts---->
        <ul class="nav navbar-nav navbar-right">
          <li> <a href="">Home</a></li>
          <li> <a href="">Our Service</a></li>
          <li> <a href="">Works</a></li>
          <li> <a href="">Team</a></li>
          <li> <a href="">About</a></li>
          <li> <a href="">Carrier</a></li>
          <li> <a href="" id="our-location" class="btn-
success" data-target="#myModal" data-toggle="modal">Login/Signup</a></li>
        </ul>
        <!---Navigation menus ends---->
      </div>
    </div>
  </nav>

```

```

<!--Navigation bar ends ---->

<!--Side bar start---->

<div class="sidemenu" id="sidebarleftmenu">
  <ul class="sidemenulist">
    <li><a href="" class="crossbutton" onclick="closesidemenu()">&
times;</a></li>
    <li style="background-
color:#ffde59;"><a href="">Python - Home</a></li>
    <li><a href="">Python - Overview</a></li>
    <li><a href="">Python - Environment Setup</a></li>
    <li><a href="">Python - Basic Syntax</a></li>
    <li><a href="">Python - Variable Types</a></li>
    <li><a href="">Python - Basic Operators</a></li>
    <li><a href="">Python - Decision Making</a></li>
    <li><a href="">Python - Loops</a></li>
    <li><a href="">Python - Numbers</a></li>
    <li><a href="">Python - Strings</a></li>
    <li><a href="">Python - Lists</a></li>
    <li><a href="">Python - Tuples</a></li>
    <li><a href="">Python - Dictionary</a></li>
    <li><a href="">Python - Date & Time</a></li>
    <li><a href="">Python - Functions</a></li>
    <li><a href="">Python - Modules</a></li>
    <li><a href="">Python - Files I/O</a></li>
    <li><a href="">Python - Exceptions</a></li>

  </ul>
</div>

<!--Side bar ends---->

<!--java main content starts ---->

<div id="mainpagecontent">
  <div class="title-image">
    
  </div>
  <div class="content">
    <h4 style="font-family: 'Assistant', sans-serif;" class="content">

```



```

        <h3 class="text-center" style="color:#ffde59;">Introduction</h3><br>
        Python is a general-purpose interpreted, interactive, object-oriented, and high-level programming language. It was created by Guido van Rossum during 1985 - 1990. Like Perl, Python source code is also available under the GNU General Public License (GPL). This tutorial gives enough understanding on Python programming language.

        <br><h3 style="font-family: 'Rubik', sans-serif; font-style: bold; color:#ffde59;" class="text-center">Audience</h3><br>
        This tutorial is designed for software programmers who need to learn Python programming language from scratch.

        <br><h3 class="text-center" style="font-style: bold;color:#ffde59;">Prerequisites</h3><br>
        You should have a basic understanding of Computer Programming terminologies. A basic understanding of any of the programming languages is a plus.

        </h4>
        </div>
        <button id="btn_next" style="background-color:#ffde59; ">Next</button>
        </div>

        <!-------java main content starts ----->

<!--      <script type="text/javascript">

        function opensidemenu()
        {
            document.getElementById('sidebarleftmenu').style.width='250px'
;
            document.getElementById('mainpagecontent').style.marginLeft='250px';
        }

        function closesidemenu()
        {
            document.getElementById('sidebarleftmenu').style.width='0';
            document.getElementById('mainpagecontent').style.marginLeft='0px';
        }

```

```
</script>
-->
</body>
</html>
```

Fetch main content of java page

```
<?php
session_start();

$con=mysqli_connect('localhost','root');
mysqli_select_db($con,'uniquedeveloper');

    $id=$_POST['txt1'];
    echo "hello sunil";
    $q="select * from courses where id=$id";
    $result=mysqli_query($con,$q);
    $res=mysqli_fetch_array($result);

?>
<div class="card col-md-6">
    <?php $_SESSION['message']=$res['description'];

    //echo $res['description'];
    header("location:java_programming.php?course_name=".$res['course_name']); ?>

</div>

<?php ?>
```

Java Home Page

```
<!DOCTYPE html>
<html>
<head>
    <title>E-Class</title>
    <!--css file link-->
    <link rel="stylesheet" type="text/css" href="../../css/java_programming.css">
```

```
<!-- Latest compiled and minified CSS -->
<link rel="stylesheet" href="https://maxcdn.bootstrapcdn.com/bootstrap/3.3.7/css/bootstrap.min.css">

<!-- jQuery library -->
<script src="https://ajax.googleapis.com/ajax/libs/jquery/3.3.1/jquery.min.js"></script>
<!-- Latest compiled JavaScript -->
<script src="https://maxcdn.bootstrapcdn.com/bootstrap/3.3.7/js/bootstrap.min.js"></script>

<!---Linking google fonts-->
<link href="https://fonts.googleapis.com/css?family=Lobster" rel="stylesheet">
<link href="https://fonts.googleapis.com/css?family=Rubik" rel="stylesheet">
<link href="https://fonts.googleapis.com/css?family=Assistant" rel="stylesheet">

<!---font-awesome start-->
<link rel="stylesheet" href="https://cdnjs.cloudflare.com/ajax/libs/font-awesome/4.7.0/css/font-awesome.min.css">

<script src="https://apis.google.com/js/platform.js"></script>

<style type="text/css">
  #yt
  {
    margin-top: 50px;
  }

  #sidebarleftmenu
  {
    background: #373b44; /* fallback for old browsers */
    background: -webkit-linear-gradient(to right, #373b44, #4286f4); /* Chrome 10-25, Safari 5.1-6 */
    background: linear-gradient(to right, #373b44, #4286f4);
  }

  body
  {
    background: #a73737; /* fallback for old browsers */
    background: -webkit-linear-gradient(to right, #7a2828, #a73737); /* Chrome 10-25, Safari 5.1-6 */
```

```

background: linear-
gradient(to right, #7a2828, #a73737); /* W3C, IE 10+/ Edge, Firefox 16+, C
hrome 26+, Opera 12+, Safari 7+ */

    }

    #mainpagecontent
    {
        background: #d53369; /* fallback for old browsers */
background: -webkit-linear-
gradient(to right, #cbad6d, #d53369); /* Chrome 10-25, Safari 5.1-6 */
background: linear-
gradient(to right, #cbad6d, #d53369); /* W3C, IE 10+/ Edge, Firefox 16+, C
hrome 26+, Opera 12+, Safari 7+ */

    }

</style>
</head>
<body>
    <!--Navigation bar ends ---->
    <nav class="navbar navbar-inverse navbar-fixed-
top" style="height: 80px;">
        <div class="container">
            <div class="navbar-header">
                <!--Responsive Button---->
                <button type="button" class="navbar-toggle" data-
toggle="collapse" data-target="#navi">
                    <span class="icon-bar"></span>
                    <span class="icon-bar"></span>
                    <span class="icon-bar"></span>

                </button>

                <h1 style="color: white;margin-top: 10px;" id="myhead">E-
Class</h1>
            </div>
            <div class="collapse navbar-collapse" id="navi">
                <!--Navigation menus starts---->
                <ul class="nav navbar-nav navbar-right">
                    <li> <a href="">Home</a></li>
                    <li> <a href="">Our Service</a></li>
                    <li> <a href="">Works</a></li>

```

```

        <li> <a href="">Team</a></li>
        <li> <a href="">About</a></li>
        <li> <a href="">Carrier</a></li>
        <li> <a href="" id="our-location" class="btn-
success" data-target="#myModal" data-toggle="modal">Login/Signup</a></li>
    </ul>
    <!--Navigation menus ends-->
</div>
</div>
</nav>

<!--Navigation bar ends ---->

<!--Side bar start---->

<div class="sidemenu" id="sidebarleftmenu">
    <ul class="sidemenulist">

        <li><a href="" class="crossbutton" onclick="closesidemenu()"&
times;</a></li>
        <li style="background-
color :orangered;"><a href="" >Java - Home</a></li>
        <li><a href="">Java - Overview</a></li>
        <li><a href="">Java - Environment Setup</a></li>
        <li><a href="">Java - Basic Syntax</a></li>
        <li><a href="">Java - Object & Classes</a></li>
        <li><a href="">Java - Constructors</a></li>
        <li><a href="">Java - Basic Datatypes</a></li>
        <li><a href="">Java - Variable Types</a></li>
        <li><a href="">Java - Modifier Types</a></li>
        <li><a href="">Java - Basic Operators</a></li>
        <li><a href="">Java - Loop Control</a></li>
        <li><a href="">Java - Decision Making</a></li>
        <li><a href="">Java - Numbers</a></li>
        <li><a href="">Java - Characters</a></li>
        <li><a href="">Java - Strings</a></li>
        <li><a href="">Java - Arrays</a></li>
        <li><a href="">Java - Date & Time</a></li>
        <li><a href="">Java - Regular Expressions</a></li>
        <li><a href="">Java - Methods</a></li>

```

```

        <li><a href="">Java - Files and I/O</a></li>

    </ul>
</div>

    <!-------Side bar ends----->

    <!-------java main content starts ----->

<div id="mainpagecontent">
    <div class="title-image">
        
    </div>
    <div class="content">
        <h4 style="font-family: 'Assistant', sans-serif;" class="content">
            <h3 class="text-center" style="color:orangered;">Introduction</h3><br>
                Java is a high-
            level programming language originally developed by Sun Microsystems and re
            leased in 1995. Java runs on a variety of platforms, such as Windows, Mac
            OS, and the various versions of UNIX. This tutorial gives a complete under
            standing of Java. This reference will take you through simple and practic
            al approaches while learning Java Programming language.

                <br><h3 style="font-family: 'Rubik', sans-serif; font-
            style: bold; color:orangered;" class="text-center">Audience</h3><br>
                This tutorial has been prepared for the beginners to help
            them understand the basic to advanced concepts related to Java Programming
            language.

                <br><h3 class="text-center" style="font-
            style: bold;color:orangered;">Prerequisites</h3><br>
                Before you start practicing various types of examples give
            n in this reference, we assume that you are already aware about computer p
            rograms and computer programming languages.

        </h4>
    </div>

    <button id="btn_next">Next</button>

</div>

```

```

        <!-------java main content Ends ----->

        <!-------youtube subscribe button starts----->
<div id="yt" class="g-ytsubscribe" data-
channelid="UCxwf74gbHaiHHJ7XxZ51JyA" data-layout="full" data-
count="default"></div>

        <!-------youtube subscribe button Ends----->

        <!--      <script type="text/javascript">

function opensidemenu()
{
    document.getElementById('sidebarleftmenu').style.width='250px'
;
    document.getElementById('mainpagecontent').style.marginLeft='2
50px';
}

function closesidemenu()
{
    document.getElementById('sidebarleftmenu').style.width='0';
    document.getElementById('mainpagecontent').style.marginLeft='0
px';
}

        </script>
-->

<script type="text/javascript">

    var li=document.getElementsByTagName('li')[0].style="color:red";
</script>

</body>
</html>

```

Java Programming

```

<?php
    session_start();

```

```
?>

<!DOCTYPE html>
<html>
<head>
  <title>E-Class</title>
  <!--css file link-->
  <link rel="stylesheet" type="text/css" href="../../css/java_programmi
ng.css">

  <!-- Latest compiled and minified CSS -->
  <link rel="stylesheet" href="https://maxcdn.bootstrapcdn.com/bootstrap
/3.3.7/css/bootstrap.min.css">

  <!-- jQuery library -->
  <script src="https://ajax.googleapis.com/ajax/libs/jquery/3.3.1/jquery
.min.js"></script>
  <!-- Latest compiled JavaScript -->
  <script src="https://maxcdn.bootstrapcdn.com/bootstrap/3.3.7/js/bootst
rap.min.js"></script>

  <!--Linking google fonts-->
  <link href="https://fonts.googleapis.com/css?family=Lobster" rel="styl
esheet">
  <link href="https://fonts.googleapis.com/css?family=Rubik" rel="styles
heet">
  <link href="https://fonts.googleapis.com/css?family=Assistant" rel="st
ylesheet">

  <!--font-awesome start-->
  <link rel="stylesheet" href="https://cdnjs.cloudflare.com/ajax/libs/fo
nt-awesome/4.7.0/css/font-awesome.min.css">

  <script src="https://apis.google.com/js/platform.js"></script>

  <style type="text/css">
    #yt
    {
      margin-top: 50px;
    }

    #sidebarleftmenu
    {
```



```

    }

    body
    {

    }

    #mainpagecontent
    {
        background-color: white;
        margin-top: 80px;
        height: auto;
        box-shadow: 5px 5px 5px 5px #ccc;
        border-color: #ccc;

    }
    .content
    {
        color: black !important;
    }

</style>
</head>
<body>
    <!--Navigation bar ends ---->
    <nav class="navbar navbar-inverse navbar-fixed-
top" style="height: 80px;">
        <div class="container">
            <div class="navbar-header">
                <!--Responsive Button---->
                <button type="button" class="navbar-toggle" data-
toggle="collapse" data-target="#navi">
                    <span class="icon-bar"></span>
                    <span class="icon-bar"></span>
                    <span class="icon-bar"></span>

                </button>

                <h1 style="color: white;margin-top: 10px;" id="myhead">E-
Class</h1>
            </div>
            <div class="collapse navbar-collapse" id="navi">

```

```

        <!--Navigation menus starts-->
        <ul class="nav navbar-nav navbar-right">
            <li> <a href=" ../index.php">Home</a></li>
            <li> <a href="">Our Service</a></li>
            <li> <a href="">Works</a></li>
            <li> <a href="">Team</a></li>
            <li> <a href="">About</a></li>
            <li> <a href="">Carrier</a></li>
            <li> <a href="" id="our-location" class="btn-
success" data-target="#myModal" data-
toggle="modal"><?php echo $_SESSION['username']; ?></a></li>
        </ul>
        <!--Navigation menus ends-->
    </div>
</div>
</nav>

<!--Navigation bar ends ---->

<!--Side bar start-->

<div class="sidemenu" id="sidebarleftmenu">
    <ul class="sidemenu">
        <li><a href="" class="crossbutton" onclick="closesidemenu()">&
times;</a></li>
        <li style="background-
color :orangered;"><a href="" >Home</a></li>
    </ul>
    <?php
$con=mysqli_connect('localhost','root');
mysqli_select_db($con,'uniquedeveloper');
$course_name=$_GET['course_name'];

//$_GET['course_name'];
// unset($_GET['course_name']);
$q="select * from courses where course_name='$course_name'";
$result=mysqli_query($con,$q);
while ($res=mysqli_fetch_array($result)) {
    ?>

    <form action="fetch_main_content.php" method="POST">

    <input type="hidden" name="txt1" value="<?php echo $res['id']
?>">

```

```
        <button style="background-
color: transparent;border: none;text-
align:left;color: white;"><li style="width: 300px;"><?php echo $res['topic
_name']; ?></li></button>

    </form>

<?php } ?>

    </ul>
</div>

    <!--Side bar ends-->

    <!--java main content starts -->

<div id="mainpagecontent" class="shadow">

    <div class="content">
        <p>

            <?php

                if (isset($_SESSION['message'])) {
                    echo $_SESSION['message'];
                }

            ?>
        </p>

    </div>

    <button id="btn_next">Next</button>

</div>

    <!--java main content Ends -->

    <!--youtube subscribe button starts-->
```

```

<div id="yt" class="g-ytsubscribe" data-
channelid="UCxwf74gbHaiHHJ7XxZ51JyA" data-layout="full" data-
count="default"></div>

<!-------youtube subscribe button Ends----->

<!-- <script type="text/javascript">

function opensidemenu()
{
    document.getElementById('sidebarleftmenu').style.width='250px'
;
    document.getElementById('mainpagecontent').style.marginLeft='2
50px';
}

function closesidemenu()
{
    document.getElementById('sidebarleftmenu').style.width='0';
    document.getElementById('mainpagecontent').style.marginLeft='0
px';
}

</script>
-->

<script type="text/javascript">

    var li=document.getElementsByTagName('li')[0].style="color:red";
</script>

</body>
</html>

```

Java Video

```

<!DOCTYPE html>
<html>
<head>
    <title></title>
    <style type="text/css">

        body { background: #222; }
#video_player {

```

```

display: table; line-height: 0;
font-size: 0; background: #000;
max-width: 1000px;
margin: 0 auto;
}
#video_container {
  position: relative;
}
#video_player div, #video_player figcaption {
  display: table-cell;
  vertical-align: top;
}
#video_container video {
  position: absolute;
  display: block;
  width: 100%;
  height: 100%;
  top: 0;
}
#video_player figcaption { width: 25%; }
#video_player figcaption a { display: block; }
#video_player figcaption a {
  opacity: .5;
  transition: 1s opacity;
}
#video_player figcaption a img, figure video {
  width: 100%; height: auto;
}
#video_player figcaption a.currentvid, #video_player figcaption a:hover, #
video_player figcaption a:focus { opacity: 1; }
@media (max-width: 700px) {
  #video_player video, #video_player figcaption {
    display: table-row;
  }
}
#video_container { padding-top: 56.25%; }
#video_player figcaption a {
  display: inline-block; width: 33.33%;
}
}

</style>
</head>
<body>
  <section>
<!--
  <div class="youtube-video">

```

```

        <iframe src="https://www.youtube.com/embed/LGKniBZoxvc" width="560"
height="315" frameborder="0" allow="autoplay;encrypted-
media" allowfullscreen></iframe>
    </div> -->

    <div>
        <iframe width="860" height="515" src="https://www.youtube.com/embed/
videoseries?list=PLjrrZBv_CFYTdGqzI-H4kKvqbdSJM-
_jg" frameborder="0" allow="accelerometer; autoplay; encrypted-
media; gyroscope; picture-in-picture" allowfullscreen></iframe>
    </div>
</section>

</body>
</html>

```

Android Home Page

```

<!DOCTYPE html>
<html>
<head>
    <title>E-Class</title>
    <!--css file link-->
    <link rel="stylesheet" type="text/css" href="../../css/java_programmi
ng.css">

    <!-- Latest compiled and minified CSS -->
    <link rel="stylesheet" href="https://maxcdn.bootstrapcdn.com/bootstrap
/3.3.7/css/bootstrap.min.css">

    <!-- jQuery library -->
    <script src="https://ajax.googleapis.com/ajax/libs/jquery/3.3.1/jquery
.min.js"></script>
    <!-- Latest compiled JavaScript -->
    <script src="https://maxcdn.bootstrapcdn.com/bootstrap/3.3.7/js/bootst
rap.min.js"></script>

    <!--Linking google fonts-->
    <link href="https://fonts.googleapis.com/css?family=Lobster" rel="styl
esheet">
    <link href="https://fonts.googleapis.com/css?family=Rubik" rel="styles
heet">

```

```

    <link href="https://fonts.googleapis.com/css?family=Assistant" rel="st
ylesheet">

    <!--font-awesome start-->
    <link rel="stylesheet" href="https://cdnjs.cloudflare.com/ajax/libs/fo
nt-awesome/4.7.0/css/font-awesome.min.css">
</head>
<body>
    <!--Navigation bar ends ---->
    <nav class="navbar navbar-inverse navbar-fixed-
top" style="height: 80px;">
        <div class="container">
            <div class="navbar-header">
                <!--Responsive Button---->
                <button type="button" class="navbar-toggle" data-
toggle="collapse" data-target="#navi">
                    <span class="icon-bar"></span>
                    <span class="icon-bar"></span>
                    <span class="icon-bar"></span>

                </button>

                <h1 style="color: white;margin-top: 10px;" id="myhead">E-
Class</h1>
            </div>
            <div class="collapse navbar-collapse" id="navi">
                <!--Navigation menus starts---->
                <ul class="nav navbar-nav navbar-right">
                    <li> <a href="">Home</a></li>
                    <li> <a href="">Our Service</a></li>
                    <li> <a href="">Works</a></li>
                    <li> <a href="">Team</a></li>
                    <li> <a href="">About</a></li>
                    <li> <a href="">Carrier</a></li>
                    <li> <a href="" id="our-location" class="btn-
success" data-target="#myModal" data-toggle="modal">Login/Signup</a></li>
                </ul>
                <!--Navigation menus ends---->
            </div>
        </div>
    </nav>

    <!--Navigation bar ends ---->

    <!--Side bar start---->

```

```

    <div class="sidemenu" id="sidebarleftmenu">
        <ul class="sidemenu" style="list-style-type: none;">
            <li><a href="#" class="crossbutton" onclick="closesidemenu()"&
times;</a></li>
            <li style="background-
color:#c9e265;"><a href="#">Android - Home</a></li>
            <li><a href="#">Android - Overview</a></li>
            <li><a href="#">Android - Environment Setup</a></li>
            <li><a href="#">Android - Architecture</a></li>
            <li><a href="#">Android - Application Components</a></li>
            <li><a href="#">Android - Hello World Example</a></li>
            <li><a href="#">Android - Resources</a></li>
            <li><a href="#">Android - Activities</a></li>
            <li><a href="#">Android - Services</a></li>
            <li><a href="#">Android - Broadcast Receivers</a></li>
            <li><a href="#">Android - Content Providers</a></li>
            <li><a href="#">Android - Fragments</a></li>
            <li><a href="#">Android - Intents/Filters</a></li>
            <li><a href="#">Android - User Interface</a></li>
            <li><a href="#">Android - UI Layouts</a></li>
            <li><a href="#">Android - UI Controls</a></li>
            <li><a href="#">Android - Event Handling</a></li>
            <li><a href="#">Android - Styles and Themes</a></li>

        </ul>
    </div>

    <!--Side bar ends-->

    <!--java main content starts -->

    <div id="mainpagecontent">
        <div class="title-image">
            
        </div>
        <div class="content">
            <h4 style="font-family: 'Assistant', sans-serif;" class="content">
                <h3 class="text-
center" style="color:#c9e265;">Introduction</h3><br>
                Android is an open source and Linux-
based operating system for mobile devices such as smartphones and tablet c
omputers. Android was developed by the Open Handset Alliance, led by Googl

```


e, and other companies. This tutorial will teach you basic Android programming and will also take you through some advance concepts related to Android application development.

```
<br><h3 style="font-family: 'Rubik', sans-serif; font-style: bold; color:#c9e265;" class="text-center">Audience</h3><br>
```

This tutorial has been prepared for the beginners to help them understand basic Android programming. After completing this tutorial you will find yourself at a moderate level of expertise in Android programming from where you can take yourself to next levels.

```
<br><h3 class="text-center" style="font-style: bold;color:#c9e265;">Prerequisites</h3><br>
```

Android programming is based on Java programming language so if you have basic understanding on Java programming then it will be a fun to learn Android application development.s.

```
</h4>
</div>
<button id="btn_next" style="background-color: #c9e265; color:white">Next</button>
</div>
```

```
<!-------java main content starts ----->
```

```
<!-- <script type="text/javascript">

function opensidemenu()
{
    document.getElementById('sidebarleftmenu').style.width='250px'
;
    document.getElementById('mainpagecontent').style.marginLeft='250px';
}

function closesidemenu()
{
    document.getElementById('sidebarleftmenu').style.width='0';
    document.getElementById('mainpagecontent').style.marginLeft='0px';
}

</script>
-->
</body>
```

```
</html>
```

Dashboard

```
/*
 * Base structure
 */

/* Move down content because we have a fixed navbar that is 50px tall */
body {
  padding-top: 50px;
}

/*
 * Global add-ons
 */

.sub-header {
  padding-bottom: 10px;
  border-bottom: 1px solid #eee;
}

/*
 * Top navigation
 * Hide default border to remove 1px line.
 */
.navbar-fixed-top {
  border: 0;
}

/*
 * Sidebar
 */

/* Hide for mobile, show later */
.sidebar {
  display: none;
}
@media (min-width: 768px) {
```

```
.sidebar {
  position: fixed;
  top: 51px;
  bottom: 0;
  left: 0;
  z-index: 1000;
  display: block;
  padding: 20px;
  overflow-x: hidden;
  overflow-
y: auto; /* Scrollable contents if viewport is shorter than content. */
  background-color: #f5f5f5;
  border-right: 1px solid #eee;
}
}

/* Sidebar navigation */
.nav-sidebar {
  margin-right: -21px; /* 20px padding + 1px border */
  margin-bottom: 20px;
  margin-left: -20px;
}
.nav-sidebar > li > a {
  padding-right: 20px;
  padding-left: 20px;
}
.nav-sidebar > .active > a,
.nav-sidebar > .active > a:hover,
.nav-sidebar > .active > a:focus {
  color: #fff;
  background-color: #428bca;
}

/*
 * Main content
 */

.main {
  padding: 20px;
}
@media (min-width: 768px) {
  .main {
    padding-right: 40px;
    padding-left: 40px;
  }
}
```

```

.main .page-header {
  margin-top: 0;
}

/*
 * Placeholder dashboard ideas
 */

.placeholders {
  margin-bottom: 30px;
  text-align: center;
}

.placeholders h4 {
  margin-bottom: 0;
}

.placeholder {
  margin-bottom: 20px;
}

.placeholder img {
  display: inline-block;
  border-radius: 50%;
}

```

Quiz.Index.php

```

<?php
include("../class/users.php");
$quiz=new users;
$course=$quiz->show_courses();
//print_r($quiz->show_courses());
?>

<!doctype html>
<html lang="en">
  <head>

  <link href="bootstrap.min.css" rel="stylesheet">

  <meta charset="utf-8">
  <meta http-equiv="X-UA-Compatible" content="IE=edge">
  <meta name="viewport" content="width=device-width, initial-scale=1">

```

```

    <!--
- The above 3 meta tags *must* come first in the head; any other head cont
ent must come *after* these tags -->
    <meta name="description" content="">
    <meta name="author" content="">
    <link rel="icon" href="../../favicon.ico">

    <title>Dashboard Template for Bootstrap</title>

    <!-- Bootstrap core CSS -->

    <!-- IE10 viewport hack for Surface/desktop Windows 8 bug -->
    <link href="../../assets/css/ie10-viewport-bug-
workaround.css" rel="stylesheet">

    <!-- Custom styles for this template -->
    <link href="css/dashboard.css" rel="stylesheet">

    <!-- Just for debugging purposes. Don't actually copy these 2 lines! -
->
    <!--[if lt IE 9]><script src="../../assets/js/ie8-responsive-file-
warning.js"></script><![endif]-->
    <script src="../../assets/js/ie-emulation-modes-warning.js"></script>

    <!--
- HTML5 shim and Respond.js for IE8 support of HTML5 elements and media qu
eries -->
    <!--[if lt IE 9]>
        <script src="https://oss.maxcdn.com/html5shiv/3.7.3/html5shiv.min.js
"></script>
        <script src="https://oss.maxcdn.com/respond/1.4.2/respond.min.js"></
script>
    <![endif]-->
</head>

<body>

    <nav class="navbar navbar-inverse navbar-fixed-top">
        <div class="container-fluid">
            <div class="navbar-header">
                <button type="button" class="navbar-toggle collapsed" data-
toggle="collapse" data-target="#navbar" aria-expanded="false" aria-
controls="navbar">
                    <span class="sr-only">Toggle navigation</span>
                    <span class="icon-bar"></span>
                    <span class="icon-bar"></span>

```

```

        <span class="icon-bar"></span>
    </button>
    <a class="navbar-brand" href="#">E-Class</a>
</div>
<div id="navbar" class="navbar-collapse collapse">
    <ul class="nav navbar-nav navbar-right">
        <li><a href="#">Dashboard</a></li>
        <li><a href="#">Settings</a></li>
        <li><a href="#">Profile</a></li>
        <li><a href="#">Help</a></li>
    </ul>
    <form class="navbar-form navbar-right">
        <input type="text" class="form-
control" placeholder="Search...">
    </form>
</div>
</div>
</nav>

<div class="container-fluid">
    <div class="row">
        <div class="col-sm-3 col-md-2 sidebar">
            <ul class="nav nav-sidebar">
                <li class="active"><a href="#">Overview <span class="sr-
only">(current)</span></a></li>
                <li><a href="#">Reports</a></li>
                <li><a href="#">Analytics</a></li>
                <li><a href="#">Export</a></li>
            </ul>
            <ul class="nav nav-sidebar">
                <li><a href="">Nav item</a></li>
                <li><a href="">Nav item again</a></li>
                <li><a href="">One more nav</a></li>
                <li><a href="">Another nav item</a></li>
                <li><a href="">More navigation</a></li>
            </ul>
            <ul class="nav nav-sidebar">
                <li><a href="">Nav item again</a></li>
                <li><a href="">One more nav</a></li>
                <li><a href="">Another nav item</a></li>
            </ul>
        </div>

```

```
<div class="col-sm-9 col-sm-offset-3 col-md-10 col-md-offset-
2 main">
  <h1 class="page-header">Dashboard</h1>

  <?php
    if (isset($_GET['run'])&& !empty($_GET['run']))
    {
      echo "<p>Question added successfully</p>";
    }
  ?>

  <form method="POST" action="add_quiz.php">
    <div class="form-group">
      <label for="text">Question :</label>
      <input type="text" class="form-
control" name="question" placeholder="Enter Question">
      <small id="emailHelp" class="form-text text-
muted">please enter the question.</small>
    </div>

    <div class="form-group">
      <label for="text">Option 1 :</label>
      <input type="text" class="form-
control" name="opt1" placeholder="Enter option 1">
    </div>

    <div class="form-group">
      <label for="text">Option 2 :</label>
      <input type="text" class="form-
control" name="opt2" placeholder="Enter option 2">
    </div>

    <div class="form-group">
      <label for="text">Option 3 :</label>
      <input type="text" class="form-
control" name="opt3" placeholder="Enter option 3">
    </div>

    <div class="form-group">
      <label for="text">Option 4 :</label>
      <input type="text" class="form-
control" name="opt4" placeholder="Enter option 4">
    </div>

    <div class="form-group">
```

```

        <label for="text">Answer :</label>
        <input type="text" class="form-
control" name="answer" placeholder="Enter the correct answer">
    </div>

    <div class="form-group">
        <label for="exampleFormControlSelect1">Select Course</label>
        <select class="form-
control" id="exampleFormControlSelect1" name="cat">
            <option class="active">choose course</option>
            <?php
                foreach ($course as $courses)
                {
                    echo "<option value=" . $courses['id'] . ">" . $courses
['cat_name'] . "</option>";
                }
            ?>

        </select>
    </div>

    <button type="submit" class="btn btn-primary">Submit</button>
</form>

</div>
</div>
</div>

<!-- Bootstrap core JavaScript
===== -->
<!-- Placed at the end of the document so the pages load faster -->

```



```

    <script src="https://code.jquery.com/jquery-
1.12.4.min.js" integrity="sha384-
nvAa0+6Qg9clwYCGGPpDQLVpLNn0fRaROjHqs13t4Ggj3Ez50XnGQqc/r8MhnRDZ" crossorigin="anonymous"></script>
    <script>window.jQuery || document.write('<script src="../../assets/js/vendor/jquery.min.js"></script>')</script>
    <script src="../../dist/js/bootstrap.min.js"></script>
    <!--
- Just to make our placeholder images work. Don't actually copy the next line! -->
    <script src="../../assets/js/vendor/holder.min.js"></script>
    <!-- IE10 viewport hack for Surface/desktop Windows 8 bug -->
    <script src="../../assets/js/ie10-viewport-bug-workaround.js"></script>
</body>
</html>

```

Add Quiz.php

```

<?php
extract($_POST);
include("../class/users.php");
$quiz=new users;
$ques=htmlentities($question);
$option1=htmlentities($opt1);
$option2=htmlentities($opt2);
$option3=htmlentities($opt3);
$option4=htmlentities($opt4);

$array=[$option1,$option2,$option3,$option4];
$matchedanswer=array_search($answer,$array);
$query="insert into question_test values('','$ques','$option1','$option2',
'$option3','$option4','$matchedanswer','$cat')"; //$cat value comes from s
elect name attribute

if ($quiz->add_quiz($query))
{
    header("location:index.php?run=success");
}

?>

```

Login submit.php

```

<?php
include("class/users.php");
$login=new users;
extract($_POST);
$ans=$login->login($email,$pwd);
echo $ans;           //to get the value from form directly
if ($ans==1)
{
    header("location:quizhome.php");
}
else
{
    header("location:quize_login.php?run=failed");
}

?>

```

Question.show.php

```

<!-- navigation bar starts -->

<nav class="navbar navbar-expand-lg navbar-light bg-dark fixed-
top position-relative"> <!--
- position relative to align the tab content -->
<a class="navbar-brand text-white" href=" ../index.php">E-Class</a>
<button class="navbar-toggler" type="button" data-
toggle="collapse" data-target="#navbarSupportedContent" aria-
controls="navbarSupportedContent" aria-expanded="false" aria-
label="Toggle navigation">
    <span class="navbar-toggler-icon"></span>
</button>

<div class="collapse navbar-collapse" id="navbarSupportedContent">
    <ul class="navbar-nav mr-auto ">
        <li class="nav-item active">
            <a class="nav-link text-
white" href=" ../index.php">Home <span class="sr-only">(current)</span></a>
        </li>
        <!-- <li class="nav-item">
            <a class="nav-link text-white" href="#">Link</a>
        </li> -->
        <li class="nav-item dropdown">
            <a class="nav-link dropdown-toggle text-
white" href="#" id="navbarDropdown" role="button" data-
toggle="dropdown" aria-haspopup="true" aria-expanded="false">

```

```

        Our Services
    </a>
    <div class="dropdown-menu text-white fade" aria-
labelledby="navbarDropdown">
        <a class="dropdown-
item" href="../programmingdemo.php">Programming Tutorials</a>
        <a class="dropdown-
item" href="../video_tutorials/java/display_video_courses.php">Videos tuto
rials</a>
        <div class="dropdown-divider"></div>
        <a class="dropdown-item" href="#">online quiz</a>
    </div>
</li>
<li class="nav-item">
    <a class="nav-link disabled" href="#">Disabled</a>
</li>
</ul>
<form class="form-inline my-2 my-lg-0">
    <input class="form-control mr-sm-
2" type="search" placeholder="Search" aria-label="Search">
    <button class="btn btn-outline-success my-2 my-sm-
0" type="submit">Search</button>
</form>
</div>
</nav>

<!-- navigation bar ends -->
<!--
- =====
===== -->

<?php
include("class/users.php");
$ques=new users;
$cat= $_POST['selected_course'];
$_SESSION['course_id']=$cat;
echo "<pre>";
$quest_data=($ques->show_questions($cat));

?>
<html>
<head>

```

```

<link rel="stylesheet" href="https://maxcdn.bootstrapcdn.com/bootstrap/4
.0.0/css/bootstrap.min.css" integrity="sha384-
Gn5384xqQ1aoWXA+058RXPxPg6fy4IWvTNh0E263XmFcJlSAwiGgFAW/dAiS6JXm" crossorigin="anonymous">

<script src="https://code.jquery.com/jquery-
3.2.1.slim.min.js" integrity="sha384-
KJ3o2DKtIkVYIK3UENzmM7KCKRr/rE9/Qpg6aAZGJwFDMVNA/GpGFF93hXpG5KkN" crossorigin="anonymous"></script>
<script src="https://cdnjs.cloudflare.com/ajax/libs/popper.js/1.12.9/umd/p
opper.min.js" integrity="sha384-
ApNbgh9B+Y1QKtv3Rn7W3mgPxhU9K/ScQsAP7hUibX39j7fakFPskvXusvfa0b4Q" crossorigin="anonymous"></script>
<script src="https://maxcdn.bootstrapcdn.com/bootstrap/4.0.0/js/bootstrap.
min.js" integrity="sha384-
JZR6Spejh4U02d8j0t6vLEHfe/JQGiRRSQQxSfFWpi1MquVdAyjUar5+76PVCmY1" crossorigin="anonymous"></script>

<script type="text/javascript">

    function timeout() //function to check time o
ut
    {
        var minute=Math.floor(timeleft/60);
        var second=timeleft%60;
        var min=checkMin(minute);
        var sec=checkSec(second)
        if (timeleft<=0)
        {
            clearTimeout(tm); //if timeout then
            stop the timeout function
            document.getElementById("myform").submit(); //if timeout then
            automatic submit the form
        }
        else
        {
            document.getElementById("timeout").innerHTML=min+": "+sec; //else d
isplay the time
        }
    }

```

```
    timeleft--
; //decrease time
each time
    var tm=setTimeout(function(){timeout()},1000); //
after each 1 minute the function timeout will called automatically
}

function checkSec(second) //convert from 0:5 to 0:05
{
    if (second<10)
    {
        second="0"+second;
    }
    return second;
}

function checkMin(minute) //convert from 0:20 to 00:20
{
    if (minute<10)
    {
        minute="0"+minute;
    }
    return minute;
}

</script>

</head>

<body onload="timeout()"> <!--
- when body load ,timeout function will called automatically
-->

<div class="container position-relative" style="text-align: center; margin-top: -380px;">
```

```

<form action="result_show.php" method="POST" id="myform" style="margin-
top: -400px;">

<center><div class="row col-sm-7 ">
  <script type="text/javascript">
    var timeleft=1*60; //important--
  > the scope of javascript variable is global but not in php(we have to use
  global keyword)

  </script>

  <div style="margin-left:450px;font-
size: 15px" id="timeout">time out</div>

<?php

  $i=1; //to display question number
  foreach ($quest_data as $quest) {

?>
<table class="table table-hover table-bordered table-active">
  <thead class="thead-dark">
    <tr>
      <th scope="col"><?php echo $i.'. ' ; ?><?php echo $quest['question'];
?></th>
    </tr>
  </thead>
  <tbody>
    <?php if (isset($quest['opt1'])) { ?> <!--
- to check whether the answer is selected or not -->
    <tr>
      <td scope="row" ><input type="radio" value="0" name="<?php echo $que
st['id']; ?>" />&nbsp;<?php echo $quest['opt1']; ?></td>
    </tr>
    <?php } ?>
    <?php if (isset($quest['opt2'])) { ?>
    <tr>
      <td scope="row"><input type="radio" value="1" name="<?php echo $ques
t['id']; ?>" />&nbsp;<?php echo $quest['opt2']; ?></td>
    </tr>
    <?php } ?>
    <?php if (isset($quest['opt3'])) { ?>
    <tr>

```

```

        <td scope="row"><input type="radio" value="2" name="<?php echo $ques
t['id']; ?>" />&emsp;<?php echo $quest['opt3']; ?></td>
    </tr>
    <?php } ?>
    <?php if (isset($quest['opt4'])) { ?>
    <tr>
        <td scope="row"><input type="radio" value="3" name="<?php echo $ques
t['id']; ?>" />&emsp;<?php echo $quest['opt4']; ?></td>
    </tr>
    <?php } ?>

    <tr>
        <td scope="row"><input type="radio" checked="checked" style="display
: none;" value="no_attempt" name="<?php echo $quest['id']; ?>" /></td> <!--
- by default select this if no other answer are selected -->
    </tr>
</tbody>
</table>
<?php
$i++;          // increment question number by 1
}             // loop ends
?>

</div></center>
    <input type="submit" class="btn btn-success">
</form>
</div>

</body>
</html>

```

Quiz Login.php

```

<!DOCTYPE html>
<html>
<head>
    <title></title>
    <link rel="stylesheet" href="https://maxcdn.bootstrapcdn.com/bootstrap/4.0
.0/css/bootstrap.min.css" integrity="sha384-
Gn5384xqQ1a0wXA+058RXPxPg6fy4IWvTNh0E263XmFcJlSAwiGgFAW/dAiS6JXm" crossori
gin="anonymous">
    <script src="https://code.jquery.com/jquery-
3.2.1.slim.min.js" integrity="sha384-

```

```

KJ3o2DKtIkvYIK3UENzmM7KCKRr/rE9/Qpg6aAZGJwFDMVNA/GpGFF93hXpG5KkN" crossorigin="anonymous"></script>
<script src="https://cdnjs.cloudflare.com/ajax/libs/popper.js/1.12.9/umd/popper.min.js" integrity="sha384-
ApNbgh9B+Y1QKtv3Rn7W3mgPxmU9K/ScQsAP7hUibX39j7fakFPskvXusvfa0b4Q" crossorigin="anonymous"></script>
<script src="https://maxcdn.bootstrapcdn.com/bootstrap/4.0.0/js/bootstrap.min.js" integrity="sha384-
JZR6Spejh4U02d8j0t6vLEHfe/JQGiRRSQQxSfFWpi1MquVdAyjUar5+76PVCmY1" crossorigin="anonymous"></script>
</head>
<body>

  <div class="container mb-5">
    <div class="row" >
      <div class="col-sm-12">
        <div class="card" >
          <div class=" card-header card-primary p-1">
            <h2 class="text-success text-center">WELCOME TO E-
Class</h2>

          </div>
          <div class="card-body p-1">
            <h4 class="text-secondary text-
center">solve the awesome quize</h4>
          </div>
        </div>
      </div>
    </div>

    <div class="container">
      <div class="row">

        <div class="col-sm-6">
          <div class="card" style="box-
shadow: 2px 2px 2px 2px #dfdfdf;">
            <div class="card-header bg-primary text-light p-
2 "><h3>login form</h3></div>
            <?php

            if (isset($_GET['run']) && $_GET['run']=="failed")
            {
              echo '<h5 class="text-
success">wrong username or password</h5>';

```



```

    }
    ?>
    <div class="card-body small" ">

        <form action="login_submit.php" method="post" enctype="m
multipart/form-data">
            <div class="form-group">
                <label for="email">Email:</label>
                <input type="email" class="form-
control" id="email" placeholder="Enter email" name="email">
            </div>
            <div class="form-group">
                <label for="pwd">Password:</label>
                <input type="password" class="form-
control" id="pwd" placeholder="Enter password" name="pwd">
            </div>
            <div class="checkbox">
                <label><input type="checkbox" name="remember"> R
emember me</label>
            </div>
            <div class="float-left">
                <button type="submit" class="btn btn-
danger" >Submit</button>
            </div>
        </form>

    </div>
</div>
</div>

    <div class="col-sm-6">
        <div class="card" style="box-
shadow: 2px 2px 2px 2px #dfdfff;">
            <div class="card-header bg-primary text-light p-
2"><h3>login form</h3></div>
            <?php

                if (isset($_GET['run']) && $_GET['run']=="success")
                {
                    echo '<h4 class="text-
success">signup successfull</h4>';
                }

            ?>

```

```

        <div class="card-body p-2 small">
            <form action="signup_submit.php" method="post" enctype="
multipart/form-data">
                <div class="form-group">
                    <label for="email">Username:</label>
                    <input type="text" class="form-
control" id="email" placeholder="Enter username" name="uname">
                </div>

                <div class="form-group">
                    <label for="email">Email:</label>
                    <input type="email" class="form-
control" id="email" placeholder="Enter email" name="email">
                </div>
                <div class="form-group">
                    <label for="pwd">Password:</label>
                    <input type="password" class="form-
control" id="pwd" placeholder="Enter password" name="pwd">
                </div>

                <div class="form-group">
                    <label for="email">Upload image:</label>
                    <input type="file" class="form-
control" id="email" placeholder="upload your image" name="img">
                </div>

                <div class="checkbox">
                    <label><input type="checkbox" name="remember"> Remem
ber me</label>
                </div>
                <div class="float-left">
                    <button type="submit" class="btn btn-
danger" >Submit</button>
                </div>
            </form>
        </div>
    </div>

</div>
</div>

```

```
</body>
</html>
```

Quiz home page

```
<?php
include("class/users.php");          //including the users class
$profile=new users;                 // craeting the object of user class so
that we can call show_user_profile() method
extract($_POST);
$profile->
show_users_profile($_SESSION['username']); //calling the show_users profile()
method of users class using users class object reference
//print_r($profile->data);

?>

<!DOCTYPE html>
<html>
<head>
  <title></title>

  <link rel="stylesheet" href="https://maxcdn.bootstrapcdn.com/bootstrap/4
.0.0/css/bootstrap.min.css" integrity="sha384-
Gn5384xqQ1aowXA+058RXPxPg6fy4IWvTNh0E263XmFcJlSAwiGgFAW/dAiS6JXm" crossorigin="anonymous">

  <script src="https://code.jquery.com/jquery-
3.2.1.slim.min.js" integrity="sha384-
KJ3o2DKtIkVYIK3UENzmM7KCKRr/rE9/Qpg6aAZGJwFDMVNA/GpGFF93hXpG5KkN" crossorigin="anonymous"></script>
  <script src="https://cdnjs.cloudflare.com/ajax/libs/popper.js/1.12.9/umd/p
opper.min.js" integrity="sha384-
ApNbgh9B+Y1QKtv3Rn7W3mgPxhU9K/ScQsAP7hUibX39j7fakFPskvXusvfa0b4Q" crossorigin="anonymous"></script>
  <script src="https://maxcdn.bootstrapcdn.com/bootstrap/4.0.0/js/bootstrap.
min.js" integrity="sha384-
JZR6Spejh4U02d8j0t6vLEHfe/JQGiRRSQQxSfFWpi1MquVdAyjUar5+76PVCmY1" crossorigin="anonymous"></script>

  <link href="https://fonts.googleapis.com/css?family=Catamaran" rel="styles
heet">
</head>
```

```

<style type="text/css">
  .li1{
    float: right !important;
  }

</style>

<body style="">

<!--
- =====
===== -->

  <!-- navigation bar starts -->

  <nav class="navbar navbar-expand-lg navbar-light bg-dark fixed-
top position-relative"> <!--
- position relative to align the tab content -->
  <a class="navbar-brand text-white" href="../index.php">E-Class</a>
  <button class="navbar-toggler" type="button" data-
toggle="collapse" data-target="#navbarSupportedContent" aria-
controls="navbarSupportedContent" aria-expanded="false" aria-
label="Toggle navigation">
    <span class="navbar-toggler-icon"></span>
  </button>

  <div class="collapse navbar-collapse" id="navbarSupportedContent">
    <ul class="navbar-nav mr-auto ">
      <li class="nav-item active">
        <a class="nav-link text-
white" href="../index.php">Home <span class="sr-only">(current)</span></a>
      </li>
      <!-- <li class="nav-item">
        <a class="nav-link text-
white" href="../programmingdemo.php">programming tutorials</a>
      </li> -->
      <li class="nav-item dropdown">

```

```

        <a class="nav-link dropdown-toggle text-
white" href="#" id="navbarDropdown" role="button" data-
toggle="dropdown" aria-haspopup="true" aria-expanded="false">
    Our Services
    </a>
    <div class="dropdown-menu text-white fade" aria-
labelledby="navbarDropdown">
        <a class="dropdown-
item" href="../programmingdemo.php">Programming Tutorials</a>
        <a class="dropdown-
item" href="../video tutorials/java/display_video_courses.php">Videos tuto
rials</a>
        <div class="dropdown-divider"></div>
        <a class="dropdown-item" href="#">online quiz</a>
    </div>
</li>
<!-- <li class="nav-item">
    <a class="nav-link disabled" href="#">Disabled</a>
</li> -->
</ul>
<form class="form-inline my-2 my-lg-0">
    <input class="form-control mr-sm-
2" type="search" placeholder="Search" aria-label="Search">
    <button class="btn btn-outline-success my-2 my-sm-
0" type="submit">Search</button>
</form>
</div>
</nav>

    <!-- navigation bar ends -->
<!--
- =====
===== -->

<!-- tab section start -->

<div class="container mt-4 col-md-10 position-relative">
    <h3 style="font-family: 'Catamaran', sans-
serif;">Welcome <?php echo $_SESSION['username']; ?>,Lets start quiz</h3>

    <ul class="nav nav-tabs">

```

```

<li class="nav-item">
  <a class="nav-link active " data-toggle="tab" href="#menu1">Home</a>
</li>
<!-- <li class="nav-item">
  <a class="nav-link" href="#menu2" data-toggle="tab">Profile</a>
</li>
<li class="nav-item li1">
  <a class="nav-link justify-content-end" href="#menu3" data-
toggle="tab">Logout</a>
</li> -->

</ul>

<!-- tab section ends -->

<!-- tab content start -->

<div class="tab-content">
  <div class="tab-pane active " id="menu1" >

    <center><button type="button" class="btn btn-success mt-
5" href="#myid" data-toggle="collapse">Start Quiz</button></center>

    <!-- dropdown list starts -->

    <center><div class="col-sm-6 mt-3">
      <div class="collapse" id="myid">
        <div class="form-group">
<label>select Course</label>
<form method="POST" action="question_show.php">
<select class="form-
control" id="exampleFormControlSelect1" name="selected_course">

      <?php
        $profile-
>show_courses(); //calling show_courses()
method of users class
        foreach ($profile->cat_data as $key => $course)
        {

      ?>

      <option value="<?php echo $course['id'] ;?>"><?php echo $course['cat
_name']; ?></option> <!-- displaying course name in dropdown -->

      <?php

```

```

}

    ?>
  </select>
    <button type="submit" class="btn btn-success mt-
3">Start Quiz</button>
  </form>
</div>
</div>
</div>
</center>

<!-- dropdown list ends -->

  </div>
  <div class="tab-pane fade" id="menu2"> <!--
- show profile tab start -->

    <table class="table table-striped">
<thead class="thead-dark">
  <tr>
    <th scope="col">id</th>
    <th scope="col">Name</th>
    <th scope="col">email</th>
    <th scope="col">image</th>
  </tr>
</thead>
<tbody>

  <?php
  foreach ($profile->data as $key => $prof)
  {
  ?>
  <tr >
    <th scope="row"><?php echo $prof['id']; ?></th>
    <td><?php echo $prof['name']; ?></td>
    <td><?php echo $prof['email']; ?></td>
    <td></td>
  </tr>

  </tbody>
<?php } ?>
</table>

```

```

    </div>
    <div class="tab-pane fade" id="menu3">this is menu 3</div>

</div>
    <!-- tab section ends -->
</div>
    <!-- container closed -->
</body>
</html>

```

Quiz Result Show.Php

```

<?php

include("includes/bootstrap_cdn_inc.php");
include("class/users.php");
$res=new users;
//print_r($_POST);
$answers=$res-
>show_result($_POST); //here answers becomes an array because show_resu
lt() method returns an array
?>

<div class="container mt-5">
  <center><div class="col-md-6">
    <!-- <center>
    <h2>right answer : <?php echo $answers['right'];?></h2>
    <h2>wrong answer : <?php echo $answers['wrong'];?></h2>

```



```

<h2>not attempted : <?php echo $answers['not_attempted'];?></h2>

</center> -->
<?php
    $total_ques=$answers['right']+$answers['wrong']+$answers['not_attempted'];
    $attempted_ques=$total_ques-$answers['not_attempted'];
    $percentage=($answers['right']*100)/$total_ques;
    $message="";
    if ($percentage<=100 and $percentage>=70)
    {
        $message="Congratulation you have scored : ";
    }
    elseif ($percentage<=69 and $percentage>=50)
    {
        $message="You can do better, try again. you scored : ";
    }
    else
    {
        $message="Sorry you are failed, try again you scored : ";
    }

?>
<h2>Your Quiz Result</h2><br>
<table class="table table-bordered table-active">

<thead>
<tr>
<th scope="col">Total No.of questions</th>
<th scope="col"><?php echo $total_ques; ?></th>

</tr>
</thead>
<tbody>
<tr>
<th scope="row">Attempted Questions</th>
<td><?php echo $attempted_ques; ?></td>

</tr>
<tr>
<th scope="row">Right Questions</th>
<td> <?php echo $answers['right'];?></td>

</tr>
<tr>

```

```

        <th scope="row">Wrong Answers</th>
        <td><?php echo $answers['wrong'];?></td>

    </tr>

    <tr>
        <th scope="row">Not Attempted</th>
        <td><?php echo $answers['not_attempted'];?></td>

    </tr>
</tbody>

</table>
<div class="card-header mt-5 bg-danger text-light">
    <?php echo $message; ?> <b><?php echo $percentage.' %'; ?></b>
</div>

    <button type="button" class="btn btn-primary mt-3"><a href="quizhome.php" style="text-decoration: none; color: white;">Back</a></button>
    <!-- <a href="quizhome.php" class="btn btn-success"> Back </a> -->

</div></center>
</div>

```

Signup Submit.php

```

<?php

include("class/users.php"); //including the users class
$register=new users;
extract($_POST);

$img_name=$_FILES['img']['name'];
$tmp_name=$_FILES['img']['tmp_name'];

move_uploaded_file($tmp_name, "img/".$img_name);

$query="insert into users values('','$uname','$pwd','$email','$img_name')"
;

```

```

if ($register->signup($query)==1)
{
    header("location:quizlogin.php?run=success");
}

?>

```

Exercise.php

```

<?php
session_start();

include "../admin/includes/header.php";
if (!isset($_SESSION['username'])) {
    header('location:login.php');
    # code...
}

$con=mysqli_connect('localhost','root');

mysqli_select_db($con,'uniquedeveloper');
if ($con) {
    echo "connection success";
}

?>

<!DOCTYPE html>
<html>
<head>
    <title></title>
</head>
<body>

    <?php include "../admin/includes/navbar.php"; ?>

    <div class="container" style="margin-top: 60px;">

        <h1 class="text-center text-primary">E-Class QUIZE</h1>

        <div class="col-lg-9 m-auto d-block">

```

```

    <div class="card">
        <h6 class="text-center card-
header">Welcome <?php echo $_SESSION['username']; ?>,you have to select on
ly 1 out of 4.Best of luck

        </h6>
    </div><br>
    <form method="POST" action="checked.php">

    <?php

for ($i=1; $i < 6; $i++) {
    # code...

    $q="select * from questions where qid=$i";
    $query=mysqli_query($con,$q);

    while ($row=mysqli_fetch_array($query)) {
        ?>
        <div class="card">
            <p class="card-header"><?php echo $row['question']; ?></p>

            <?php

                $q="select * from answers where ans_id=$i";
                $query=mysqli_query($con,$q);

                while ($row=mysqli_fetch_array($query)) {

                    ?>
                    <div class="card-body">
                        <input type="radio" name="quizecheck[<?php echo $row['
ans_id'] ?>]" value="<?php echo $row['aid'] ?>">
                        <?php echo $row['answer']; ?>

                    </div>

```

```

        <?php
        }
    }
}
?>

        <input type="submit" name="btnsubmitques" value="Submit" class="btn btn-success m-auto d-block">

</form>

</div><br><br>
<div class="card-header text-center text-primary">
    Copyright © 2021,E-Class . All rights reserved.
</div>

    </div>

</div>

</body>
</html>

```

Display Result.php

```

<?php
session_start();

include "../admin/includes/header.php";
if (!isset($_SESSION['username'])) {
    header('location:login.php');
    # code...
}

$con=mysqli_connect('localhost','root');

mysqli_select_db($con,'uniquedeveloper');
$result=0;

?>
<!DOCTYPE html>
<html>
<head>

```

```

    <title></title>
</head>
<body>

<div class="container ">
    <br><br>
    <h1 class="text-center">E-Learning QUIZE</h1>
    <br><br><br>

    <table class="table text-center table-bordered table-hover">
        <tr>
            <th colspan="2" class="bg-dark"> <h1 class="text-
white"> Results </h1></th>
        </tr>
        <tr>
            <td>
                Question Attempted
            </td>

<?php
if (isset($_POST['btnsubmitques']))
{

    if (!empty($_POST['quizecheck']))
    {

        $count=count($_POST['quizecheck']);
        ?>

        <td>

        <?php echo "out of 5 you have selected ".$count." option"; ?>

        </td>

</tr>
<?php

    $i=1;

    $selected= $_POST['quizecheck'];
    print_r($selected);

```

```

    $q="select * from questions";
    $query=mysqli_query($con,$q);
    while ($row=mysqli_fetch_array($query))
    {
        echo $row['ans_id'];
        $checked=$row['ans_id']==$selected[$i];
        if ($checked) {
            $result++;
        }
        $i++;
    }
    ?>
    <tr>

        <td>total score is </td>
        <td>

        <?php echo "<br> your total score is ".$result;
    }
} ?>
</td>
</tr>

        <?php
        $name=$_SESSION['username'];
        $finalresult="insert into user(username,totalques,answerscorrect) values('$name','5','$result)";
        $query=mysqli_query($con,$finalresult);
        ?>

    </table>
</div>
</body>
</html>

```

Checked.php

```

<?php
session_start();

include "../admin/includes/header.php";
if (!isset($_SESSION['username'])) {
    header('location:login.php');
}

```

```

# code...
}

$con = mysqli_connect('localhost','root');
// if($con){
// echo"connection";
// }
mysqli_select_db($con,'uniquedeveloper');
?>

<!DOCTYPE html>
<html>
  <head>
    <title></title>
    <!-- Latest compiled and minified CSS -->

<style type="text/css">
  .animateuse{
    animation: leelaanimate 0.5s infinite;
  }

@keyframes leelaanimate{
  0% { color: red },
  10% { color: yellow },
  20%{ color: blue }
  40% {color: green },
  50% { color: pink }
  60% { color: orange },
  80% { color: black },
  100% { color: brown }
}
</style>

  </head>
  <body>
    <div class="container text-center" >
      <br><br>
      <h1 class="text-center text-success text-uppercase animateuse" > E-
Class Quiz World</h1>
      <br><br><br><br>
      <table class="table text-center table-bordered table-hover">
        <tr>
          <th colspan="2" class="bg-dark"> <h1 class="text-
white"> Results </h1></th>

        </tr>
        <tr>

```



```

        <td>
            Questions Attempted
        </td>

        <?php
        $counter = 0;
        $Resultans = 0;

        if (isset($_POST['btnsubmitques'])) {

            if(!empty($_POST['quizecheck'])) {
                // Counting number of checked checkboxes.
                $checked_count = count($_POST['quizecheck']);
                // print_r($_POST);
            }

        <td>
            <?php
            echo "Out of 5, You have attempt ".$checked_count." option.";
        ?>

        </td>

        <?php
        // Loop to store and display values of individual checked chec
        kbox.

        $selected = $_POST['quizecheck'];

        $q1= " select * from questions ";
        $ansresults = mysqli_query($con,$q1);
        $i = 1;
        while($rows = mysqli_fetch_array($ansresults)) {
            // print_r($rows);
            $flag = $rows['ans_id'] == $selected[$i];

            if($flag){
                // echo "correct ans is ".$rows['ans']."<br>";
                $counter++;
                $Resultans++;
                // echo "Well Done! your ".$counter ." answer is corr
                ect <br><br>";
            }else{
                $counter++;
                // echo "Sorry! your ".$counter ." answer is innncorr
                ect <br><br>";
            }
            $i++;

```

```

    }
    ?>

<tr>
  <td>
    Your Total score
  </td>
  <td colspan="2">
    <?php
      echo " Your score is ". $Resultans.".";
    }
    else{
      echo "<b>Please Select Atleast One Option.</b>";
    }
  }
  ?>
</td>
</tr>

    <?php

      $name=$_SESSION['username'];
      $finalresult="insert into user(username,totalques,answerscorrect) va
lues('$name','5','$Resultans)";
      $query=mysqli_query($con,$finalresult);
      ?>

</table>

    <a href="exercise.php" class="btn btn-success"> Back </a>
  </div>
</body>
</html>

```

Bootstrap.cdn

```

<link rel="stylesheet" href="https://maxcdn.bootstrapcdn.com/bootstrap/4
.0.0/css/bootstrap.min.css" integrity="sha384-
Gn5384xqQ1a0WXA+058RXPxPg6fy4IWvTNh0E263XmFcJlSAwiGgFAW/dAiS6JXm" crossorigin="anonymous">

<script src="https://code.jquery.com/jquery-
3.2.1.slim.min.js" integrity="sha384-
KJ3o2DKtIkVYIK3UENzmM7KCKRr/rE9/Qpg6aAZGJwFDMVNA/GpGFF93hXpG5KkN" crossorigin="anonymous"></script>
<script src="https://cdnjs.cloudflare.com/ajax/libs/popper.js/1.12.9/umd/p
opper.min.js" integrity="sha384-
ApNbggh9B+Y1QKtv3Rn7W3mgPxhU9K/ScQsAP7hUibX39j7fakFPskvXusvfa0b4Q" crossorigin="anonymous"></script>
<script src="https://maxcdn.bootstrapcdn.com/bootstrap/4.0.0/js/bootstrap.
min.js" integrity="sha384-
JZR6Spejh4U02d8j0t6vLEHfe/JQGiRRSQQxSfFWpi1MquVdAyjUar5+76PVCmY1" crossorigin="anonymous"></script>
</head>

```

User.php

```

<?php
session_start();
/**
 *
 */
class users
{
    public $host="localhost";
    public $username="root";
    public $pass="";
    public $db_name="uniquedeveloper";
    public $conn;
    public $data;
    public $cat_data;
    public $questios_details;

    public function __construct() //it is the constructor ca
lled automatically when we create object
    {
        $this->conn=new mysqli($this->host,$this->username,$this-
>pass,$this->db_name);
        if ($this->conn->connect_errno)
        {
            die("database connection failed".$this->conn->connect_errno);

```

```

    }
}

    public function signup($data) //function for signup(called in signup_submit.php)
    {
        $this->conn->query($data);
        return true;
    }

    public function login($email,$pass) // function for login(called in login_submit.php)
    {

        $query=$this->conn->query("select email,password from users where email='$email' and password='$pass'");
        $query->fetch_array(MYSQLI_ASSOC);

        if ($query->num_rows>0)
        {
            $_SESSION['email']=$email;
            return true;
        }
        else
        {
            return false;
        }

    }

    public function show_users_profile($email) //function to display the users profile
    {
        $query=$this->conn->query("select * from users where email='$email'");
        $row=$query->fetch_array(MYSQLI_ASSOC);

        if ($query->num_rows>0)
        {
            $this->data[]=$row;
        }

        return $this->data;
    }
}

```

```

    public function show_courses() //function to display the
    e course list in dropdown box
    {
        $query=$this->conn->query("select * from category");

        while($row=$query-
>fetch_array(MYSQLI_ASSOC)) // while loop to fetch all data one by one
and store in cat_data array variable
        {
            $this->cat_data[]=$row;

        }

        return $this->cat_data;
    }

    public function show_questions($course_id)
    {
        $query=$this->conn-
>query("select * from question_test where course_id='$course_id'");

        while($row=$query-
>fetch_array(MYSQLI_ASSOC)) // while loop to fetch all data one by one
and store in cat_data array variable
        {
            $this->questios_details[]=$row;

        }

        return $this->questios_details;
    }

    public function show_result($data)

    {

        $ans=implode("", $data); // to break the $data into string chunk
        bcoz $data is an array
        $course_id=$_SESSION['course_id']; // the session variable is created
        in question_show.php file
        $right=0;
        $wrong=0;
        $no_answer=0;
    }

```

```

        $query=$this->conn-
>query("select id,answer from question_test where course_id='$course_id'")
;

        while($row=$query-
>fetch_array(MYSQLI_ASSOC)) // while loop to fetch all data one by on
e and store in cat_data array variable
        {
            if ($row['answer']==$_POST[$row['id']]) //if answer is
match
            {
                $right++;
            }
            elseif ($_POST[$row['id']]=="no_attempt") // if user didnt s
elected any answer
            {
                $no_answer++;
            }
            else
            {
                $wrong++; // if wrong answer is s
elected by user
            }

        }
        $array=array(); //creating an array
        $array['right']=$right; // putting the values inside the a
rray
        $array['wrong']=$wrong;
        $array['not_attempted']=$no_answer;
        return $array; //returning the array filled with
above values

    }

    public function add_quize($query_string)
    {
        $this->conn->query($query_string);
        return true;
    }
}

```

```
?>
```

Admin main.php

```
<?php
    include("classes/admin.php");
    $admin=new admin;
    $userd=$admin->show_users();

?>

<!doctype html>
<html lang="en">
    <head>

    <!--
- <link href="../online_quize/admin/bootstrap.min.css" rel="stylesheet"> -
->

    <meta charset="utf-8">
    <meta http-equiv="X-UA-Compatible" content="IE=edge">
    <meta name="viewport" content="width=device-width, initial-scale=1">
    <!--
- The above 3 meta tags *must* come first in the head; any other head cont
ent must come *after* these tags -->
    <meta name="description" content="">
    <meta name="author" content="">
    <link rel="icon" href="../../favicon.ico">
```

```
<title>Admin panel</title>

<link rel="stylesheet" href="https://maxcdn.bootstrapcdn.com/bootstrap/4
.0.0/css/bootstrap.min.css" integrity="sha384-
Gn5384xqQ1aoWXA+058RXPxPg6fy4IWvTNh0E263XmFcJlSAwiGgFAW/dAiS6JXm" crossorigin="anonymous">

<script src="https://code.jquery.com/jquery-
3.2.1.slim.min.js" integrity="sha384-
KJ3o2DKtIkvYIK3UENzmM7KCKRr/rE9/Qpg6aAZGJwFDMVNA/GpGFF93hXpG5KkN" crossorigin="anonymous"></script>
<script src="https://cdnjs.cloudflare.com/ajax/libs/popper.js/1.12.9/umd/p
opper.min.js" integrity="sha384-
ApNbgH9B+Y1QKtv3Rn7W3mgPxhU9K/ScQsAP7hUibX39j7fakFPskvXusvfa0b4Q" crossorigin="anonymous"></script>
<script src="https://maxcdn.bootstrapcdn.com/bootstrap/4.0.0/js/bootstrap.
min.js" integrity="sha384-
JZR6Spejh4U02d8j0t6vLEHfe/JQGiRRSQQxSfFWpi1MquVdAyjUar5+76PVCmY1" crossorigin="anonymous"></script>

<link href="https://fonts.googleapis.com/css?family=Quicksand" rel="styl
esheet">
<!-- font awesome cdn -->
<link rel="stylesheet" type="text/css" href="https://stackpath.bootstrapcdn
cdn.com/font-awesome/4.7.0/css/font-awesome.min.css">

<style type="text/css">

.sidebar-list
{
margin-right: -15px;

font-family: 'Quicksand', sans-serif;
font-size: 14px
}

.sidebar-list li:hover
{
background-color: deepskyblue !important;
}

.sidebar-list li a
{
color:white;
text-decoration: none;
}
}
```



```
.mytable1 .card
{
  background: #5f2c82; /* fallback for old browsers */
background: -webkit-linear-
gradient(to right, #49a09d, #5f2c82); /* Chrome 10-25, Safari 5.1-6 */
background: linear-
gradient(to right, #49a09d, #5f2c82); /* W3C, IE 10+/ Edge, Firefox 16+, C
hrome 26+, Opera 12+, Safari 7+ */

}

.mytable2 .card
{
  background: #EC6F66; /* fallback for old browsers */
background: -webkit-linear-
gradient(to right, #F3A183, #EC6F66); /* Chrome 10-25, Safari 5.1-6 */
background: linear-
gradient(to right, #F3A183, #EC6F66); /* W3C, IE 10+/ Edge, Firefox 16+, C
hrome 26+, Opera 12+, Safari 7+ */

}

.card
{
  overflow: hidden;
  transition: all 0.9s ease;
}

.card:hover
{
  transform: scale(1.04);
}

</style>

</head>

<body style="background-color:#f1efef">

<nav class="navbar navbar-expand-lg navbar-light bg-dark fixed-top">
<a class="navbar-brand text-white" href="#">E-Class</a>
<button class="navbar-toggler" type="button" data-
toggle="collapse" data-target="#navbarSupportedContent" aria-
```

```

controls="navbarSupportedContent" aria-expanded="false" aria-
label="Toggle navigation">
  <span class="navbar-toggler-icon"></span>
</button>

<div class="collapse navbar-collapse" id="navbarSupportedContent">
  <ul class="navbar-nav mr-auto ">
    <li class="nav-item active">
      <a class="nav-link text-white" href="#">Home <span class="sr-
only">(current)</span></a>
    </li>
    <!-- <li class="nav-item">
      <a class="nav-link text-white" href="#">Link</a>
    </li>
    <li class="nav-item dropdown">
      <a class="nav-link dropdown-toggle text-
white" href="#" id="navbarDropdown" role="button" data-
toggle="dropdown" aria-haspopup="true" aria-expanded="false">
        Dropdown
      </a>
      <div class="dropdown-menu text-white" aria-
labelledby="navbarDropdown">
        <a class="dropdown-item" href="#">Action</a>
        <a class="dropdown-item" href="#">Another action</a>
        <div class="dropdown-divider"></div>
        <a class="dropdown-item" href="#">Something else here</a>
      </div>
    </li>
    <li class="nav-item">
      <a class="nav-link disabled" href="#">Disabled</a>
    </li> -->
  </ul>
  <form class="form-inline my-2 my-lg-0">
    <input class="form-control mr-sm-
2" type="search" placeholder="Search" aria-label="Search">
    <button class="btn btn-outline-success my-2 my-sm-
0" type="submit">Search</button>
  </form>
</div>
</nav>

<!-- sidebar starts -->

<div class="container-fluid" style="margin-top: 50px;" >
  <div class="row">

```

```

        <div class="col-sm-2 col-md-2 sidebar badge-
dark" style="margin:inherit;" id="sidebar" >
        <ul class="list-group text-white sidebar-list">
            <li class="list-group-item bg-
dark "><a href="">Welcome Admin</a></li>
            <li class="list-group-item bg-
dark "><a href="manage_courses/manage_courses.php">Manage Courses</a></li>
            <li class="list-group-item bg-
dark"><a href="">Manage Quize</a></li>
            <li class="list-group-item bg-
dark"><a href="">Manage Videos</a></li>
            <li class="list-group-item bg-
dark"><a href="">Manage Comments</a></li>
            <li class="list-group-item bg-
dark"><a href="">Manage Users</a></li>
            <li class="list-group-item bg-dark"><a href="">Logout</a></li>
            <li class="list-group-item bg-
dark" style="height: 400px;"></li>
        </ul>
    </div>

    <!-- sidebar ends -->

    <!-- main content starts -->

    <div class=" col-md-10">
        <div class="card-header bg-white" style="margin-right: -
45px; height: 60px;">
            <b>DASHBOARD</b>
            <button type="btn btn-outline-success" class="btn btn-
primary float-
right" style="height: 40px;"><a href="../login.php" class="text-
white ">Logout</a> </button>
        </div>
        <div class="row">

            <div class="col-md-4 mt-3 ml-5">
                <div class="card shadow " style="width: 18rem; box-
shadow: 1px 1px 1px 1px #e1dbdb; border-radius:0px; border-top-left-
radius: 0px; cursor:pointer;">
                    <!-- <div class="card-header">
                        Your Courses

```

```

        </div> -->

        
        <div class="card-body">
            <p class="card-
text"><a href="manage_courses/manage_courses.php" style="text-decoration: none;">MANAGE YOUR COURSE <i class="fa fa-book ml-3"></i></a></p>
            </div>
        </div>

</div>

<div class="col-md-4 mt-3">
    <div class="card shadow" style="width: 18rem;cursor:pointer; box-shadow:1px 1px 1px 1px #e1dbdb; border-radius:0px; border-top-left-radius: 0px;">
        <!-- <div class="card-header">
            Your Courses
        </div> -->

        
        <div class="card-body">
            <p class="card-
text "><a href="manage_videos/manage_videos.php" style="text-decoration: none; color: purpal">MANAGE YOUR VIDEOS</a><i class="fa fa-video-camera ml-3" style="color: orangered"></i></p>
            </div>
        </div>

</div>

<!-- no of courses and videos starts -->

<div class="col-sm-3 mt-3">

    <table class="table table-borderless">

<tbody >
    <tr>
        <td class="mytable1">

```

```

        <div class="card shadow border-
0 " style="width: 15rem; height: 110px; box-
shadow: 2px 3px #827171; border-radius:0px; border-top-left-radius: 0px;">

            <div class="card-body">
                <p class="card-text text-
white"><b class="h4">No. Of Courses </b><br><span style="font-
size: 20px;"><?php $admin->display_course_count(); ?></span></p>
            </div>
        </div>

    </td>

</tr>
<tr>
    <td class="mytable2">
        <div class="card shadow border-
0" style="width: 15rem; height: 110px; box-
shadow: 2px 2px #827171; border-radius:0px; border-top-left-radius: 0px;">

            <div class="card-body">
                <p class="card-text text-
white"><b class="h4">No. Of Videos</b><br><span style="font-
size: 20px;"><?php $admin->display_video_count(); ?></span></p>
            </div>

        </td>

    </tr>

</tbody>
</table>

</div>      <!-- no of courses and videos starts -->

</div>

<div class="row ">      <!-- second row closed -->

    <div class="col-md-8">      <!-- list of users starts -->

        <table class="table m1-5 bg-white shodow pl-5 table-
responsive" style=" height : 355px;overflow-y: scroll;display: inline-
block; width: 640px;">

```

```

        <!-- table starts --> <!-- use table-
responsive class -->
        <p class="ml-5">List of users</p>
        <thead>
            <tr>

                <th scope="col">id</th>
                <th scope="col">Username</th>
                <th scope="col">Password</th>
                <th scope="col">email id</th>
            </tr>
        </thead>
        <tbody style="">

            <?php
                foreach ($userd as $userdata) {

                    ?>
                    <tr >
                        <th scope="row"><?php echo $userdata['id']; ?></th>
                        <td ><?php echo $userdata['username']; ?></td>
                        <td><?php echo $userdata['password']; ?></td>
                        <td><?php echo $userdata['email']; ?></td>
                    </tr>

                    <?php } ?>
                </tbody>
            </table>

            <!-- table ends -->

        </div> <!-- list of users ends -->

        <div class="col-md-3 mt-5 ml-5">
            <div class="card shadow" style="width: 15rem; height:22rem; bo
x-shadow:1px 1px 1px 1px #e1dbdb; border-radius:0px; border-top-left-
radius: 0px;">
                <!-- <div class="card-header">
                    Your Courses
                </div -->

```

```

        
        <div class="card-body">
            <p class="card-
text "><a href="manage_quiz/manage_quiz.php" style="text-
decoration: none; color: purpal">MANAGE YOUR QUIZ</a></p>
            </div>
        </div>

</div>

</div> <!-- second row closed -->

<div class="row"> <!-- third row starts -->

    <div class="col-md-8 ml-5"> <!-- FAQ section starts --
>

        <table class="table bg-
white" style="height : 355px;overflow-y: scroll;display: inline-
block; width:640px">
            <caption>List of users</caption>
            <thead>
                <tr>
                    <th>id</th>
                    <th scope="col">MANAGE FAQs <a href="" class="floa
t-right" style="text-decoration: none;">Edit</a></th>
                </tr>
            </thead>
            <tbody>

                <?php $faq=$admin->display_faq_list();

                foreach ($faq as $faq_list)
                {

                    ?>

                    <tr style="width: 500px;" >
                        <th><?php echo $faq_list['id']; ?></th>
                        <td><?php echo $faq_list['faq_title']; ?><br><blockq
uote class="rounded p-2 text-muted " style="font-size: 13px; background-

```

```

color: #db6a8f57;"><?php echo $faq_list['faq_description']; ?></blockquote
></td>

        </tr>

        <?php } ?>

        </tbody>
    </table>
</div>    <!-- FAQ section ends -->

</div>    <!-- third row starts -->

</div>

    <!-- main content starts -->

</div>    <!-- main row closed -->
</div>    <!-- container closed -->

<!-- Bootstrap core JavaScript
===== -->
<!-- Placed at the end of the document so the pages load faster -->
<script src="https://code.jquery.com/jquery-
1.12.4.min.js" integrity="sha384-
nvAa0+6Qg9clwYCGGPpDQLVpLNn0fRaROjHqs13t4Ggj3Ez50XnGQqc/r8MhnRDZ" crossorigin="anonymous"></script>
    <script>window.jQuery || document.write('<script src="../../assets/js/
vendor/jquery.min.js"></script>')</script>
    <script src="../../dist/js/bootstrap.min.js"></script>
    <!--
- Just to make our placeholder images work. Don't actually copy the next l
ine! -->
    <script src="../../assets/js/vendor/holder.min.js"></script>
    <!-- IE10 viewport hack for Surface/desktop Windows 8 bug -->

```



```
<script src="../../assets/js/ie10-viewport-bug-workaround.js"></script>
</body>
</html>
```

Watch video.php

```
<?php
    $con=mysqli_connect('localhost','root');

    mysqli_select_db($con,'uniquedeveloper');
    require 'comments.inc.php';      //including comment code
?>
<!DOCTYPE html>
<html>
<head>
    <title></title>

    <link rel="stylesheet" href="https://maxcdn.bootstrapcdn.com/bootstrap/4.0.0/css/bootstrap.min.css" integrity="sha384-Gn5384xqQ1aowXA+058RXPxPg6fy4IWvTNh0E263XmFcJlSAwiGgFAW/dAiS6JXm" crossorigin="anonymous">

    <script src="https://code.jquery.com/jquery-3.2.1.slim.min.js" integrity="sha384-KJ3o2DKtIkvYIK3UENzmM7KcRr/rE9/Qpg6aAZGJwFDMVNA/GpGFF93hXpG5KkN" crossorigin="anonymous"></script>
    <script src="https://cdnjs.cloudflare.com/ajax/libs/popper.js/1.12.9/umd/popper.min.js" integrity="sha384-ApNbgh9B+Y1QKtv3Rn7W3mgPxhU9K/ScQsAP7hUibX39j7fakFPskvXusvfa0b4Q" crossorigin="anonymous"></script>
    <script src="https://maxcdn.bootstrapcdn.com/bootstrap/4.0.0/js/bootstrap.min.js" integrity="sha384-
```

```
JZR6Spejh4U02d8j0t6vLEHfe/JQGiRRSQxSfFWpi1MquVdAyjUar5+76PVCmY1" crossorigin="anonymous"></script>

<!-- google font -->
<link href="https://fonts.googleapis.com/css?family=Quicksand" rel="stylesheet">
<link href="https://fonts.googleapis.com/css?family=Open+Sans" rel="stylesheet">
<link href="https://fonts.googleapis.com/css?family=Lato" rel="stylesheet">

<!-- font awesome cdn -->
<link rel="stylesheet" type="text/css" href="https://stackpath.bootstrapcdn.com/font-awesome/4.7.0/css/font-awesome.min.css">

<style type="text/css">

    .sidebar-list
    {
        margin-right: -15px;

        font-family: 'Quicksand', sans-serif;
        font-size: 14px
    }

    .sidebar-list li:hover
    {
        background-color: deepskyblue !important;
    }

    .sidebar-list li a
    {
        color:white;
        text-decoration: none;
    }
</style>
</head>

<body>

<?php

    require("../includes/navbar.php");    //navigation bar included

?>
```

```

<div class="container-fluid" style="margin-top: 50px;" >
  <div class="row">
<!--
- =====
===== -->

<!-- sidebar starts -->

    <div class="col-sm-2 col-md-2 sidebar badge-
dark" style="margin:inherit;" id="sidebar" >
      <ul class="list-group text-white sidebar-list">
        <li class="list-group-item bg-
dark "><a href="">Welcome Admin</a></li>
        <li class="list-group-item bg-
dark "><a href="manage_courses/manage_courses.php">Manage Courses</a></li>
        <li class="list-group-item bg-
dark"><a href="">Manage Quize</a></li>
        <li class="list-group-item bg-
dark"><a href="">Manage Videos</a></li>
        <li class="list-group-item bg-
dark"><a href="">Manage Comments</a></li>
        <li class="list-group-item bg-
dark"><a href="">Manage Users</a></li>
        <li class="list-group-item bg-dark"><a href="">Logout</a></li>
        <li class="list-group-item bg-
dark" style="height: 400px;"></li>
      </ul>
    </div>

    <!-- sidebar ends -->

  <!--
- =====
===== -->

  <div class="col-md-10 "> <!-- main body content starts -->

    <h3 class="text-center mt-
2">Manage Your <?php echo $_GET['course_name']; ?> &nbsp; online video tu
torial</h3><br>
    <div class="row ml-2">

```

```

<section class="col-md-7 mt-4">

<iframe style="border:1px #999 solid;" width="760" height="415"
<?php
$_SESSION['vid']=$_GET['video_id'];
$video_id=$_GET['video_id'];
$sql="select * from videos where video_id='$video_id'";
$result=mysqli_query($con,$sql);
while ($row=mysqli_fetch_array($result))
{
?>
src=<?php echo $row['video_path']; //fetching youtube video path f
rom database & storing into src attribute
}

?>
frameborder="0" allow="accelerometer; autoplay; encrypted-
media; gyroscope; picture-in-picture" allowfullscreen></iframe>

<!--Video iframe Ends ----->

<!--Comments Section Start ----->
<br><br>

<div class='commentdiv shadow bg-
light' style="border:1px #d2c8c8 solid; background-color: #dfe1e4;">
<?php
    $video_id=$_GET['video_id']; //getting the value of video id
from the previous page using GET
    echo "
        <form method='POST' action='".setComments($con)."'>
        <input type='hidden' name='uid' value='Anonymous'>
        <input type='hidden' name='vid' value='".$video_id."'>
        <input type='hidden' name='date' value='".date('Y-m-
d H:i:s')."'>
        <textarea name='message'></textarea><br>
        <button type='submit' name='commentSubmit' class='commentbtn'>Co
mment</button>
        </form><br><br>
    ";
?> </div>

```

```
<?php
getComments($con);

?>

</section>

</div>

</div>
</div>
</div>

<body>
</html>
```

Video_add.php

```
<?php

// in this file --
> code for add a new video course ,update a video course and delete a video course by admin from manage_videos.php

session_start();

$con=mysqli_connect('localhost','root');

mysqli_select_db($con,'uniquedeveloper');
```

```

// =====
=====
// =====
=====
    // in this section add videos ,update videos and delete videos is goi
ng on from manage_videos.php

if (isset($_POST['btn_add_vid'])) {
    $coursename=$_POST['course_name'];
    $courseimg=$_FILES['course_image'];
    $coursedesc=$_POST['course_desc'];

    $filename=$courseimg['name'];
    print_r($courseimg);
    $fileerror=$courseimg['error'];
    $filetmp=$courseimg['tmp_name'];

    $fileext=explode('.', $filename);
    $filecheck=strtolower(end($fileext));

    $fileextstored= array('png','jpg','jpeg' );

    if (in_array($filecheck,$fileextstored)) {
        $destinationfile='../..uploading/'.$filename;
        move_uploaded_file($filetmp,$destinationfile);

        $q="insert into video_info(image,description,course_name) values('$des
tinationfile','$coursedesc','$coursename)";
        $r=mysqli_query($con,$q);

        if ($r==true)
        {

            header("location:manage_videos.php?status=added");

        }

    }
}

// =====
=====
// code to update video course by admin from manage_vi
deo.php

```

```
if (isset($_POST['btn_update_vid'])) {
    $language=$_POST['selected-course-to-update'];
    $languageimg=$_FILES['course_image'];
    $language_desc=$_POST['course_desc'];

    $filename=$languageimg['name'];
    print_r($languageimg);
    $fileerror=$languageimg['error'];
    $filetmp=$languageimg['tmp_name'];

    $fileext=explode('.', $filename);
    $filecheck=strtolower(end($fileext));

    $fileextstored= array('png','jpg','jpeg' );

    if (in_array($filecheck,$fileextstored)) {
        $destinationfile='../..uploadimg/'.$filename;
        move_uploaded_file($filetmp,$destinationfile);

        $q=" UPDATE video_info SET image='$destinationfile',description='$language_desc' WHERE course_name='$language'";
        $r=mysqli_query($con,$q);

        if ($r==true) {
            header("location:manage_videos.php?status=updated");
        }
    }
}

// =====
=====
```

```

// code to add a new video course by admin from manage_vid
eos.php

if (isset($_POST['btn-delete-vid'])) {

    $course_name=$_POST['selected_course'];
    $q="DELETE FROM video_info WHERE course_name='$course_name'";
    $r=mysqli_query($con,$q);
    if ($r)
    {
        header("location:manage_videos.php?status=deleted");
    }
}

// =====
// =====

// delete a particular video from edit_video

if (isset($_GET['id'])) //$_GET because value came from anchor tag
and not from 'post' method of a form
{

    $course_name=$_GET['course_name']; //to give it back to edit_video
.php page
    $vid_id=$_GET['id'];
    $q="DELETE FROM videos WHERE video_id='$vid_id'";
    $r=mysqli_query($con,$q);
    if ($r)
    {
        header("location:edit_videos.php?course_name=$course_name");
    }
}

// =====
// =====

if (isset($_POST['btn_add_new_vid']))
{

```



```

$coursename=$_POST['course_name'];
$video_img=$_FILES['vid_img'];
$video_title=$_POST['vid_title'];
$video_path=$_POST['vid_path'];

$filename=$video_img['name'];
print_r($video_img);
$fileerror=$video_img['error'];
$filetmp=$video_img['tmp_name'];

$fileext=explode('.', $filename);
$filecheck=strtolower(end($fileext));

$fileextstored= array('png','jpg','jpeg' );

if (in_array($filecheck,$fileextstored)) {
    $destinationfile='../..uploadimg/'.$filename;
    move_uploaded_file($filetmp,$destinationfile);

    $q="insert into videos(video_path,video_name,course_name,video_image) values('$video_path','$video_title','$coursename','$destinationfile')";
    ;
    $r=mysqli_query($con,$q);

    if ($r==true)
    {
        header("location:edit_videos.php?course_name=$coursename&status=added");
    }
}
}

```

Manage video.php

```

<?php
include("../classes/manage_videos_class.php");
$videos=new manage_videos_class;           // creating object of manage_
courses_class.php
$video=$videos-
>display_videos(); //calling display_courses() method from manage_cours
es_class.php

?>

```

```
<!DOCTYPE html>
<html>
<head>
  <title></title>

  <!-- bootstrap CDN files -->

  <link rel="stylesheet" href="https://maxcdn.bootstrapcdn.com/bootstrap/4
.0.0/css/bootstrap.min.css" integrity="sha384-
Gn5384xqQ1aoWXA+058RXPxPg6fy4IWvTNh0E263XmFcJlSAwiGgFAW/dAiS6JXm" crossorigin="anonymous">

<script src="https://code.jquery.com/jquery-
3.2.1.slim.min.js" integrity="sha384-
KJ3o2DKtIkvYIK3UENzmM7KCKRr/rE9/Qpg6aAZGJwFDMVNA/GpGFF93hXpG5KkN" crossorigin="anonymous"></script>
<script src="https://cdnjs.cloudflare.com/ajax/libs/popper.js/1.12.9/umd/p
opper.min.js" integrity="sha384-
ApNbggh9B+Y1QKtv3Rn7W3mgPxhU9K/ScQsAP7hUibX39j7fakFPskvXusvfa0b4Q" crossorigin="anonymous"></script>
<script src="https://maxcdn.bootstrapcdn.com/bootstrap/4.0.0/js/bootstrap.
min.js" integrity="sha384-
JZR6Spejh4U02d8j0t6vLEHfe/JQGiRRSQQxSfFWpi1MquVdAyjUar5+76PVCmY1" crossorigin="anonymous"></script>

<!-- google font -->
  <link href="https://fonts.googleapis.com/css?family=Quicksand" rel="style
sheet">
  <link href="https://fonts.googleapis.com/css?family=Open+Sans" rel="style
sheet">
  <link href="https://fonts.googleapis.com/css?family=Lato" rel="stylesheet
">

  <!-- font awesome cdn -->
  <link rel="stylesheet" type="text/css" href="https://stackpath.bootstrap
cdn.com/font-awesome/4.7.0/css/font-awesome.min.css">

  <!--      css starts -->
  <style type="text/css">

  .sidebar-list
  {
```

```
margin-right: -15px;

font-family: 'Quicksand', sans-serif;
font-size: 14px
}

.sidebar-list li:hover
{
background-color: deepskyblue !important;
}
.sidebar-list li a
{
color:white;
text-decoration: none;
}
.card1
{
font-family: 'Open Sans', sans-serif;
}
.cardh2
{
font-family: 'Lato', sans-serif;
}

}

/**
Bootstrap4 Card with Tabs by @mdeuerlein
***/

/**
Bootstrap4 Card with Tabs by @mdeuerlein
***/

body {
background-color: #f7f8f9;
}

.card {
background-color: #ffffff;
border: 1px solid rgba(0, 34, 51, 0.1);
box-
shadow: 2px 4px 10px 0 rgba(0, 34, 51, 0.05), 2px 4px 10px 0 rgba(0, 34, 5
1, 0.05);
border-radius: 0.15rem;
}
}
```

```
/* Tabs Card */

.tab-card {
  border:1px solid #eee;
}

.tab-card-header {
  background:none;
}
/* Default mode */
.tab-card-header > .nav-tabs {
  border: none;
  margin: 0px;
}
.tab-card-header > .nav-tabs > li {
  margin-right: 2px;
}
.tab-card-header > .nav-tabs > li > a {
  border: 0;
  border-bottom:2px solid transparent;
  margin-right: 0;
  color: #737373;
  padding: 2px 15px;
}

.tab-card-header > .nav-tabs > li > a.show {
  border-bottom:2px solid #007bff;
  color: #007bff;
}
.tab-card-header > .nav-tabs > li > a:hover {
  color: #007bff;
}

.tab-card-header > .tab-content {
  padding-bottom: 0;
}

</style>
</head>
<body onload="">

<!--
- =====
===== -->
```

```

        <!-- navigation bar starts -->

<nav class="navbar navbar-expand-lg navbar-light bg-dark fixed-top">
  <a class="navbar-brand text-white" href="#">Unique Developer</a>
  <button class="navbar-toggler" type="button" data-
toggle="collapse" data-target="#navbarSupportedContent" aria-
controls="navbarSupportedContent" aria-expanded="false" aria-
label="Toggle navigation">
    <span class="navbar-toggler-icon"></span>
  </button>

  <div class="collapse navbar-collapse" id="navbarSupportedContent">
    <ul class="navbar-nav mr-auto ">
      <li class="nav-item active">
        <a class="nav-link text-
white" href="../admin_main.php">Home <span class="sr-
only">(current)</span></a>
      </li>
      <!-- <li class="nav-item">
        <a class="nav-link text-white" href="#">Link</a>
      </li>
      <li class="nav-item dropdown">
        <a class="nav-link dropdown-toggle text-
white" href="#" id="navbarDropdown" role="button" data-
toggle="dropdown" aria-haspopup="true" aria-expanded="false">
          Dropdown
        </a>
        <div class="dropdown-menu text-white" aria-
labelledby="navbarDropdown">
          <a class="dropdown-item" href="#">Action</a>
          <a class="dropdown-item" href="#">Another action</a>
          <div class="dropdown-divider"></div>
          <a class="dropdown-item" href="#">Something else here</a>
        </div>
      </li>
      <li class="nav-item">
        <a class="nav-link disabled" href="#">Disabled</a>
      </li> -->
    </ul>
    <form class="form-inline my-2 my-lg-0">
      <input class="form-control mr-sm-
2" type="search" placeholder="Search" aria-label="Search">
      <button class="btn btn-outline-success my-2 my-sm-
0" type="submit">Search</button>
    </form>
  </div>
</nav>

```

```

                <!-- navigation bar ends -->
<!--
- =====
===== -->

<div class="container-fluid" style="margin-top: 50px;" >
    <div class="row">
<!--
- =====
===== -->

<!-- sidebar starts -->

        <div class="col-sm-2 col-md-2 sidebar badge-
dark" style="margin:inherit;" id="sidebar" >
            <ul class="list-group text-white sidebar-list">
                <li class="list-group-item bg-
dark "><a href="../admin_main.php">Welcome Admin</a></li>
                <li class="list-group-item bg-
dark "><a href="manage_courses/manage_courses.php">Manage Courses</a></li>
                <li class="list-group-item bg-
dark"><a href="">Manage Quize</a></li>
                <li class="list-group-item bg-
dark"><a href="">Manage Videos</a></li>
                <li class="list-group-item bg-
dark"><a href="">Manage Comments</a></li>
                <li class="list-group-item bg-
dark"><a href="">Manage Users</a></li>
                <li class="list-group-item bg-dark"><a href="">Logout</a></li>
                <li class="list-group-item bg-
dark" style="height: 400px;"></li>
            </ul>
        </div>

        <!-- sidebar ends -->

<!--
- =====
===== -->

```

```

        <div class="col-md-10 ">

<!--
- =====
===== -->

        <!-- Nav tabs strats -->

<ul class="nav nav-tabs">
  <li class="nav-item">
    <a class="nav-link active" data-toggle="tab" href="#home">Home</a>
  </li>
  <li class="nav-item">
    <a class="nav-link" data-
toggle="tab" href="#manage_course">Manage Course</a>
  </li>
  <!-- <li class="nav-item">
    <a class="nav-link" data-toggle="tab" href="#menu2">Menu 2</a>
  </li> -->
</ul>
        <!-- Nav tabs ends -->

<!--
- =====
===== -->

<div class="tab-content">

<!--
- =====
===== -->

        <!-- home panes starts -->

<div class="tab-pane container active" id="home">

```

```

<div class="card-header mt-3 mr-5 bg-white text-info border-
0 shadow card1" style="width: 1050px; box-
shadow: 1px 1px 1px 1px #ccc"><b>YOUR COURSES</b></div><br>
<div class="row">

<?php foreach ($video as $video_list)
{
    ?>

        <div class="card ml-5 mt-4" style="width: 18rem;">
        
        <div class="card-body">
            <h5 class="card-
title"><?php echo $video_list['course_name']; ?> <a href="edit_videos.php?
course_name=<?php echo $video_list['course_name']; ?>" class="h6 text-
info float-right">view video <i class="fa fa-pencil ml-1"></i></a></h5>
            <!-- <p class="card-
text"><?php echo $video_list['description']; ?></p> -->

            <!-- <a href="#" class="btn btn-primary">Go somewhere</a> -->
        </div>
    </div>

<?php } ?>

</div>

<!--
- =====
===== -->

        <!--
- php code to display modal if status variable is set -->
        <?php

            if ( isset($_GET['status']) and $_GET['status']=="added") //first
            if condition for course added
            {
                echo '<div class="col-md-4 mt-5">
                    <button type="button" class="btn btn-primary" data-
toggle="modal" data-target="#myModal">
                        Open modal
                    </button>

```



```

        <!-- The Modal -->
        <div class="modal fade" id="myModal">
            <div class="modal-dialog">
                <div class="modal-content">

                    <!-- Modal Header -->
                    <div class="modal-header">
                        <h4 class="modal-title">Message</h4>
                        <button type="button" class="close" data-
dismiss="modal">&times;</button>
                    </div>

                    <!-- Modal body -->
                    <div class="modal-body">
                        course added successfully
                    </div>

                    <!-- Modal footer -->
                    <div class="modal-footer">
                        <button type="button" class="btn btn-danger" data-
dismiss="modal">Close</button>
                    </div>

                </div>
            </div>
        </div>';
    }

    if ( isset($_GET['status']) and $_GET['status']=="deleted") //second
if condition for course deleted
    {
        echo '<div class="col-md-4 mt-5">
            <button type="button" class="btn btn-primary" data-
toggle="modal" data-target="#myModal">
                Open modal
            </button>
    }

```

```

        <!-- The Modal -->
        <div class="modal fade" id="myModal">
            <div class="modal-dialog">
                <div class="modal-content">

                    <!-- Modal Header -->
                    <div class="modal-header">
                        <h4 class="modal-title">Message</h4>
                        <button type="button" class="close" data-
dismiss="modal">&times;</button>
                    </div>

                    <!-- Modal body -->
                    <div class="modal-body">
                        course deleted successfully
                    </div>

                    <!-- Modal footer -->
                    <div class="modal-footer">
                        <button type="button" class="btn btn-danger" data-
dismiss="modal">Close</button>
                    </div>

                </div>
            </div>
        </div>
        </div>';
    }

    if ( isset($_GET['status']) and $_GET['status']=="updated") //second
if condition for course deleted
    {
        echo '<div class="col-md-4 mt-5">
            <button type="button" class="btn btn-primary" data-
toggle="modal" data-target="#myModal">
                Open modal
            </button>
    }

```

```

        <!-- The Modal -->
        <div class="modal fade" id="myModal">
            <div class="modal-dialog">
                <div class="modal-content">

                    <!-- Modal Header -->
                    <div class="modal-header">
                        <h4 class="modal-title">Message</h4>
                        <button type="button" class="close" data-
dismiss="modal">&times;</button>
                    </div>

                    <!-- Modal body -->
                    <div class="modal-body">
                        course updated successfully
                    </div>

                    <!-- Modal footer -->
                    <div class="modal-footer">
                        <button type="button" class="btn btn-danger" data-
dismiss="modal">Close</button>
                    </div>

                </div>
            </div>
        </div>';
    }

?>

        <!-- ended display modal php code -->
<!--
- =====
===== -->

```

```
</div>

    <!-- home panes ends -->

<!--
- =====
===== -->

<!--
- =====
===== -->

    <!-- manage course pane starts -->

    <div class="tab-pane container fade" id="manage_course">

        <center><div class="col-md-7">

<div class="card mt-3 tab-card">
    <div class="card-header tab-card-header">
        <ul class="nav nav-tabs card-header-
tabs" id="myTab" role="tablist">
            <li class="nav-item">
                <a class="nav-link" id="one-tab" data-
toggle="tab" href="#one" role="tab" aria-controls="One" aria-
selected="true">ADD</a>
            </li>
            <li class="nav-item">
```

```

        <a class="nav-link" id="two-tab" data-
toggle="tab" href="#two" role="tab" aria-controls="Two" aria-
selected="false">UPDATE</a>
    </li>
    <li class="nav-item">
        <a class="nav-link" id="three-tab" data-
toggle="tab" href="#three" role="tab" aria-controls="Three" aria-
selected="false">DELETE</a>
    </li>
</ul>
</div>

<div class="tab-content" id="myTabContent"> <!--
- tab content starts -->

<!--
- =====
===== -->
        <!-- add new video course tab starts -->

    <div class="tab-pane fade show active p-
3" id="one" role="tabpanel" aria-labelledby="one-tab">

        <div class="card-body col-md-12">

            <div class="card" style="box-
shadow: 2px 2px 2px 2px #dfdfdf;">
                <div class="card-header bg-danger text-light p-
2 cardh2"><h3>ADD NEW VIDEO COURSE</h3></div>

                <div class="card-body small" ">

                    <form action="video_add.php" method="post" enctype="mult
ipart/form-data" onsubmit="return validation()">
                        <div class="form-group">
                            <label for="email">Course Name :</label>
                            <input type="text" class="form-
control" id="c_name" placeholder="Enter Course Name" name="course_name">
                            <span id="name_error" class="text-danger font-
weight-bold"></span>
                        </div>
                        <div class="form-group">
                            <label for="pwd">Course Description</label>

```

```

                <input type="text" class="form-
control" id="c_desc" placeholder="Enter Course Description" name="course_d
esc">
                <span id="desc_error" class="text-danger font-
weight-bold"></span>
            </div>

            <div class="form-group">
                <label for="pwd">Course Image</label>
                <input type="file" class="form-
control" id="c_img" placeholder="Enter Course Image" name="course_image">
                <span id="image_error" class="text-danger font-
weight-bold"></span>
            </div>

            <div class="">
                <button type="submit" class="btn btn-
danger" name="btn_add_vid">Submit</button>
            </div>
        </form>

    </div>
</div>
</div>
</div>
</div>
                <!--
- add new video course tab ends -->
                <!--
- =====
===== -->

                <!--
- =====
===== -->
                <!--
- update video course tab starts -->

                <div class="tab-pane fade p-3" id="two" role="tabpanel" aria-
labelledby="two-tab">

                <div class="card-body col-md-12">

```

```

        <div class="card" style="box-
shadow: 2px 2px 2px 2px #dfdfdf;">
        <div class="card-header bg-primary text-light p-
2 cardh2 "><h3>UPDATE COURSE</h3></div>

        <div class="card-body small" >

                <form action="video_add.php" method="post" enctype="multi
part/form-data" onsubmit="">

                        <div class="form-group">

                                <label for="exampleFormControlSelect1">Select vide
o Course Name :</label>
                                <select class="form-
control" id="exampleFormControlSelect1" name="selected-course-to-update">

                                        <?php foreach ($video as $course_list)
                                        {
                                                <?>
                                        <option><?php echo $course_list['course_name'];
                                        ?></option>

                                        <?php } ?>

                                </select>
                        </div>

                        <div class="form-group">
                                <label for="pwd">Course Description</label>
                                <input type="text" class="form-
control" id="c_desc" placeholder="Enter Course Description" name="course_d
esc">

                                <span id="desc_error" class="text-danger font-
weight-bold"></span>
                        </div>

                        <div class="form-group">
                                <label for="pwd">Course Image</label>
                                <input type="file" class="form-
control" id="c_img" placeholder="Enter Course Image" name="course_image">
                                <span id="image_error" class="text-danger font-
weight-bold"></span>
                        </div>

```



```

        <label for="exampleFormControlSelect1">Select Cour
se</label>
        <select class="form-
control" id="exampleFormControlSelect1" name="selected_course">
            <?php foreach ($video as $course_list)
            {
                <?php
                <option><?php echo $course_list['course_name'];
?></option>
                <?php } ?>
            </select>
        </div>

        <div class="float-left">
            <button type="submit" class="btn btn-
danger" name="btn-delete-vid">Submit</button>
        </div>
    </form>

</div>
</div>

</div>
</div>

        <!--
- delete video course tab ends -->
        <!--
- =====
===== -->

</div>        <!-- tab content -->

</div></center>

</div>

```

```
<!-- manage courses pane ends -->

<!--
- =====
===== -->

<!--
- =====
===== -->

        <!-- tab pane 3 starts -->

<div class="tab-pane container fade" id="menu2">

kjfdhbbhbf

</div>

        <!-- tab pane 3 ends -->

<!--
- =====
===== -->
</div>
```

```
</div>

</div>
</div>

<script type="text/javascript">

    $('#myTab a').on('click', function (e) {
    e.preventDefault()
    $(this).tab('show')
    });
// =====
// =====
// javascript validation function

function validation()
{
    var name=document.getElementById('c_name').value;
    var desc=document.getElementById('c_desc').value;
    var img=document.getElementById('c_img').value;
    if (name=="")
    {
        document.getElementById('name_error').innerHTML="** please enter the course name";
        return false;
    }

    if (desc=="")
    {
        document.getElementById('desc_error').innerHTML="** please enter the course description";
    }
}
```

```
        return false;

    }
    if (img=="")
    {
        document.getElementById('image_error').innerHTML="** please choose an image";
        return false;
    }
}

// javascript validation function
// =====
// =====

// javascript modal function called on page load

function display_modal()
{

}

// =====
// =====

// javascript modal function called on page load

$(window).on('load',function(){
$('#myModal').modal('show');
});

// javascript validation function
// =====
// =====
```

```
</script>
```

```
</body>
```

```
</html>
```

Edit video.php

```
<!DOCTYPE html>
<html>
<head>
  <title></title>

  <link rel="stylesheet" href="https://maxcdn.bootstrapcdn.com/bootstrap/4.0.0/css/bootstrap.min.css" integrity="sha384-Gn5384xqQ1aoWXA+058RXPxPg6fy4IWvTNh0E263XmFcJlSAwiGgFAW/dAiS6JXm" crossorigin="anonymous">

  <script src="https://code.jquery.com/jquery-3.2.1.slim.min.js" integrity="sha384-KJ3o2DKtIkvYIK3UENzmM7KCKRr/rE9/Qpg6aAZGJwFDMVNA/GpGFF93hXpG5KkN" crossorigin="anonymous"></script>
  <script src="https://cdnjs.cloudflare.com/ajax/libs/popper.js/1.12.9/umd/popper.min.js" integrity="sha384-ApNbgh9B+Y1QKtv3Rn7W3mgPxhU9K/ScQsAP7hUibX39j7fakFPskvXusvfa0b4Q" crossorigin="anonymous"></script>
  <script src="https://maxcdn.bootstrapcdn.com/bootstrap/4.0.0/js/bootstrap.min.js" integrity="sha384-JZR6Spejh4U02d8j0t6vLEHfe/JQGiRRSQQxSfFWpi1MquVdAyjUar5+76PVCmY1" crossorigin="anonymous"></script>

  <!-- google font -->
```

```

<link href="https://fonts.googleapis.com/css?family=Quicksand" rel="style
sheet">
<link href="https://fonts.googleapis.com/css?family=Open+Sans" rel="style
sheet">
<link href="https://fonts.googleapis.com/css?family=Lato" rel="stylesheet
">

<!-- font awesome cdn -->
<link rel="stylesheet" type="text/css" href="https://stackpath.bootstrapcdn.com/font-awesome/4.7.0/css/font-awesome.min.css">

<style type="text/css">

    .sidebar-list
    {
        margin-right: -15px;

        font-family: 'Quicksand', sans-serif;
        font-size: 14px
    }

    .sidebar-list li:hover
    {
        background-color: deepskyblue !important;
    }

    .sidebar-list li a
    {
        color:white;
        text-decoration: none;
    }
</style>
</head>

<body>

<?php

    require("../includes/navbar.php");    //navigation bar included

?>

<div class="container-fluid" style="margin-top: 50px;" >
    <div class="row">
<!--
- =====
===== -->

```

```

<!-- sidebar starts -->

        <div class="col-sm-2 col-md-2 sidebar badge-
dark" style="margin:inherit;" id="sidebar" >
            <ul class="list-group text-white sidebar-list">
                <li class="list-group-item bg-
dark "><a href="./admin_main.php">Welcom Admin</a></li>
                <li class="list-group-item bg-
dark "><a href="manage_courses/manage_courses.php">Manage Courses</a></li>
                <li class="list-group-item bg-
dark"><a href="">Manage Quize</a></li>
                <li class="list-group-item bg-
dark"><a href="">Manage Videos</a></li>
                <li class="list-group-item bg-
dark"><a href="">Manage Comments</a></li>
                <li class="list-group-item bg-
dark"><a href="">Manage Users</a></li>
                <li class="list-group-item bg-dark"><a href="">Logout</a></li>
                <li class="list-group-item bg-
dark" style="height: 400px;"></li>
            </ul>
        </div>

        <!-- sidebar ends -->

    <!--
    - =====
    ===== -->

        <div class="col-md-10 "> <!-- main body content starts -->
            <div>
                <h3 class="text-center mt-
2">Manage Your <?php echo $_GET['course_name']; ?> &nbsp;online video tu
torial</h3>
                <button class="btn btn-primary float-right" data-
toggle="modal" data-target="#myModal">add new video</button><br>
            </div>
            <div class="row col-md-12 ml-2 shadow">

```

```

<?php
$con=mysqli_connect('localhost','root');

mysqli_select_db($con,'uniquedeveloper');

$course_name=$_GET['course_name'];
$query="select * from videos where course_name='$course_name'";
//echo $course_name;
$query=mysqli_query($con,$q);
while ($row=mysqli_fetch_array($query))
{

?>
<div class="col-md-4 p-3">
    <div class="card shadow mycard" style="width: 18rem; height: 7rem;
">
    <div class="inner">
    <!-- to zoom in and zoom out effect -->
        <img class="card-img-
top " style="height: 11rem;" src=<?php echo $row['video_image']; ?> alt=
"Card image cap">
        </div>

        <div class="card-body shadow" style="background-
color: #f1f1f1;">
            <!-- <h5 class="card-
title"><?php echo $row['course_name']; ?></h5> -->
            <p class="card-text"><?php echo $row['video_name']; ?></p>

            <span class="text-danger" style="font-size: 14px; ">
                <a href="watch_video.php?video_id=<?php echo $row['video_id'
] ?>&course_name=<?php echo $row['course_name'] ?>" class="text-success p-
1" style="text-decoration: none;">watch <i class="fa fa-eye"></i></a>

                <a href="" class="p-1 text-primary" style="text-
decoration: none;">update<i class="fa fa-pencil ml-1"></i></a>

                <a href="video_add.php?id=<?php echo $row['video_id'] ?>&course
_name=<?php echo $row['course_name'] ?>&run=delete" class="p-1 text-
danger" name="delete_vid" style="text-
decoration: none;">delete<i class="fa fa-trash-o ml-1"></i></a>
            </span>
        </div>
    </div>
}

```



```

        Enter video image :<input type="file" name="vid_img" class
="form-control">
        </div>

        <div class="form-group">
        Enter video path :<input type="text" name="vid_path" class
="form-control">
        </div>

        <!-- Modal footer -->
        <div class="modal-footer">
        <button type="submit" class="btn btn-
danger" name="btn_add_new_vid">Add</button>        <!-- data-
dismiss="modal" -->
        </div>
        </form>
        </div>
        </div>
        </div>
        </div>
        </div>
</body>
</html>

```

Comments.php



```
<style type="text/css">

.commentdiv
{
    height: 170px;
    width: 760px;
    border:1px #d2c8c8 solid;
    margin-bottom: 50px;
    position: relative;
}

textarea
{
    margin-right: 20px;
    margin-top: 50px;
    width: 600px;
    height: 70px;
}

.commentbtn
{
    height: 30px;
    width: 100px;
    border: none;
    color: #fff;
    margin-left: 20px;
    background-color: deepskyblue;
}

.comment-box
{
    width: 760px;
    padding: 20px;
    background-color: #fff;
    border-radius: 4px;
    margin-bottom: 4px;
    position: relative;
}

.comment-box p
{
    font-family:arial;
    font-size: 14px;
    line-height: 16px;
}


```

```
.delete-form
{
  position: absolute;
  top:0px;
  right:10px;
}

.delete-form Button
{
  width: 40px;
  height: 20px;
  color:#282828;
  background-color: #fff;
  opacity: 0.7;
  border:none;
}

.delete-form Button:hover
{
  opacity: 1px;
}

.btnEdit
{
  position: absolute !important;
  top:0px !important;
  right:120px !important;
  width: 40px;
  height: 20px;
  color:#282828;
  background-color: #fff;
  opacity: 0.7;
  border:none;
}

.btnEdit:hover
{
  opacity: 1px;
  cursor: pointer;
}

</style>
```

```

<?php
$GLOBALS['username'] = "admin";
function setComments($con)
{

    if (isset($_POST['commentSubmit']))
    {
        // $uid=$_POST['uid'];
        $video_id=$_POST['vid'];
        $uid='admin';
        $date=$_POST['date'];
        $message=$_POST['message'];

        $sql="INSERT INTO `commentsection`(`uid`, `date`, `message`,video
_id) VALUES ('$uid','$date','$message','$video_id')";
        // or $result=$con->query($sql);
        $r=mysqli_query($con,$sql);
        // do not resubmit the form

    }
}

function getComments($con)
{
    $username="admin";
    $video_id=$_SESSION['vid'];
    $sql="SELECT * FROM commentsection where video_id='$video_id'";
    $result=mysqli_query($con,$sql);
    while ($row=mysqli_fetch_array($result)) {
        echo "<div class='comment-box shadow bg-light'><p>";
        echo "<b>".$row['uid']."</b>&nbsp;&nbsp;&nbsp;";
        echo $row['date']."<br><br>";
        echo nl2br($row['message']); //converts nl tags into br tags
for line breaks
        echo "</p>";

        echo "<form class='delete-
form' method='POST' action='".deleteComment($con)."'>
        <input type='hidden' name='cid' value='".$row['cid']."'>
        <button type='submit' name='CommentDelete' class='btndelete'>D
elete</button>
        </form>";
        $_SESSION['id']=$row['cid'];

        // button for edit comment

        echo "

```

```

        <input type='hidden' name='cid' value='".$row['cid'].">
        <button type='button' class='btnEdit' data-
toggle='modal' data-target='#myModal' >edit</button>
        ";

echo '
<div id="myModal" class="modal fade col-md-6 m-auto" role="dialog">
  <div class="modal-dialog">

    <!-- Modal content-->
    <div class="modal-content">
      <div class="modal-header">
        <h4 class="modal-title">Edit Comment</h4>
        <button type="button" class="close" data-
dismiss="modal">&times;</button><br>

      </div>
      <div class="modal-body">

        <form action="'.editComment($con).'

```

```

        <button type="button" class="btn btn-default btn-danger" data-
dismiss="modal">Close</button>

    </div>
</form>
</div>

</div>
</div>
';

    echo "</div>";
}

}

function deleteComment($con)
{
    if (isset($_POST['CommentDelete'])) // if delete button clicks then o
nly this code will run
    {
        $cid=$_POST['cid'];

        $sql="DELETE FROM commentsection where cid='$cid'"; // dont write
*
        // or $result=$con->query($sql);
        $r=mysqli_query($con,$sql);

        //header("Location:java_videos.php");

        // echo '<meta http-
equiv="refresh" content=1; URL=java_videos.php" />'; // another way
to redirect rom one page to another

    }
}
}

```

```

function editComment($con)
{
    if (isset($_POST['commentEdit'])) // if delete button clicks then only this code will run
    {
        $cid=$_POST['cid'];
        $message=$_POST['message'];

        $sql="UPDATE `commentsection` SET `message`='$message' WHERE cid='$cid'";
        // // or $result=$con->query($sql);
        $r=mysqli_query($con,$sql);

        //header("Location:java_videos.php");
        // header("Refresh:0,url=java_videos.php"); //to refresh the php page
    }
}
?>

```

Quiz add.php

```

<?php
include '../classes/manage_quiz_class.php';

$con=mysqli_connect('localhost','root');
mysqli_select_db($con,'uniquedeveloper');
if (!$con)
{
    die('unable to connect to database');
}

//=====
=====

if (isset($_POST['btn_add_quiz_sub']))
{
    extract($_POST);
    $query="insert into category values('','$course_name')";
    $r=mysqli_query($con, $query);
    if ($r==true)
    {
        header("Location:manage_quiz.php");
    }
}

```



```

    }
}

//=====
=====

if (isset($_POST['btn_delete_quiz_sub']))
{
    extract($_POST);
    $query="delete from category where id='$selected_course'";
    $r=mysqli_query($con, $query);
    if ($r==true)
    {
        header("Location:manage_quiz.php");
    }
}

//=====
=====

    // add a new question code from manage_quiz.php from tab 3 (add q
uestions)

extract($_POST);

$quiz=new manage_quiz_class;;
$ques=htmlentities($question);
$option1=htmlentities($opt1);
$option2=htmlentities($opt2);
$option3=htmlentities($opt3);
$option4=htmlentities($opt4);

echo "$ques";
echo "$option1";
echo "$option2";
echo "$option3";
echo "$option4";

echo $cat."<br>";

$array=[$option1,$option2,$option3,$option4];
$matchedanswer=array_search($answer,$array);

```

```

echo "answer is".$matchedanswer;
$query="insert into question_test values('','$ques','$option1','$option2',
'$option3','$option4','$matchedanswer','$cat')"; //$cat value comes from s
elect name attribute

// mysqli_query($con,$query);
if ($quiz->add_quiz($query))
{
    header("location:manage_quiz.php?run=success");
}

?>

```

Manage Quiz.php

```

<?php
include("../classes/manage_quiz_class.php");
$quiz=new manage_quiz_class;           // creating object of manage_cour
ses_class.php
    $quiz_list=$quiz-
>display_quiz_courses(); //calling display_courses() method from manage_
courses_class.php

?>

<!DOCTYPE html>
<html>
<head>
    <title></title>

    <!-- bootstrap CDN files -->

    <link rel="stylesheet" href="https://maxcdn.bootstrapcdn.com/bootstrap/4
.0.0/css/bootstrap.min.css" integrity="sha384-
Gn5384xqQ1aowXA+058RXPxPg6fy4IWvTNh0E263XmFcJlSAwiGgFAW/dAiS6JXm" crossorigin="anonymous">

```

```
<script src="https://code.jquery.com/jquery-3.2.1.slim.min.js" integrity="sha384-KJ3o2DKtIkvYIK3UENzmM7KCKRr/rE9/Qpg6aAZGJwFDMVNA/GpGFF93hXpG5KkN" crossorigin="anonymous"></script>
<script src="https://cdnjs.cloudflare.com/ajax/libs/popper.js/1.12.9/umd/popper.min.js" integrity="sha384-ApNbgh9B+Y1QKtv3Rn7W3mgPxhU9K/ScQsAP7hUibX39j7fakFPskvXusvfa0b4Q" crossorigin="anonymous"></script>
<script src="https://maxcdn.bootstrapcdn.com/bootstrap/4.0.0/js/bootstrap.min.js" integrity="sha384-JZR6Spejh4U02d8j0t6vLEHfe/JQGiRRSQQxSfFWpi1MquVdAyjUar5+76PVCmY1" crossorigin="anonymous"></script>

<!-- google font -->
<link href="https://fonts.googleapis.com/css?family=Quicksand" rel="stylesheet">
<link href="https://fonts.googleapis.com/css?family=Open+Sans" rel="stylesheet">
<link href="https://fonts.googleapis.com/css?family=Lato" rel="stylesheet">

<!-- font awesome cdn -->
<link rel="stylesheet" type="text/css" href="https://stackpath.bootstrapcdn.com/font-awesome/4.7.0/css/font-awesome.min.css">

<!-- css starts -->
<style type="text/css">

.sidebar-list
{
    margin-right: -15px;

    font-family: 'Quicksand', sans-serif;
    font-size: 14px
}

.sidebar-list li:hover
{
    background-color: deepskyblue !important;
}

.sidebar-list li a
{
    color:white;
}
```

```

        text-decoration: none;
    }
    .card1
    {
        font-family: 'Open Sans', sans-serif;
    }
    .cardh2
    {
        font-family: 'Lato', sans-serif;
    }

    /**
Bootstrap4 Card with Tabs by @mdeuerlein
***/

/**
Bootstrap4 Card with Tabs by @mdeuerlein
***/

body {
    background-color: #f7f8f9;
}

.card {
    background-color: #ffffff;
    border: 1px solid rgba(0, 34, 51, 0.1);
    box-
shadow: 2px 4px 10px 0 rgba(0, 34, 51, 0.05), 2px 4px 10px 0 rgba(0, 34, 5
1, 0.05);
    border-radius: 0.15rem;
}

/* Tabs Card */

.tab-card {
    border: 1px solid #eee;
}

.tab-card-header {
    background: none;
}

/* Default mode */
.tab-card-header > .nav-tabs {
    border: none;

```

```

margin: 0px;
}
.tab-card-header > .nav-tabs > li {
margin-right: 2px;
}
.tab-card-header > .nav-tabs > li > a {
border: 0;
border-bottom:2px solid transparent;
margin-right: 0;
color: #737373;
padding: 2px 15px;
}

.tab-card-header > .nav-tabs > li > a.show {
border-bottom:2px solid #007bff;
color: #007bff;
}
.tab-card-header > .nav-tabs > li > a:hover {
color: #007bff;
}

.tab-card-header > .tab-content {
padding-bottom: 0;
}

</style>
</head>
<body onload="">

<!--
- =====
===== -->

<!-- navigation bar starts -->

<nav class="navbar navbar-expand-lg navbar-light bg-dark fixed-top">
<a class="navbar-brand text-white" href="#">E-Class</a>
<button class="navbar-toggler" type="button" data-
toggle="collapse" data-target="#navbarSupportedContent" aria-
controls="navbarSupportedContent" aria-expanded="false" aria-
label="Toggle navigation">
<span class="navbar-toggler-icon"></span>
</button>

<div class="collapse navbar-collapse" id="navbarSupportedContent">
<ul class="navbar-nav mr-auto ">

```

```

        <li class="nav-item active">
            <a class="nav-link text-
white" href="../admin_main.php">Home <span class="sr-
only">(current)</span></a>
        </li>
        <li class="nav-item">
            <a class="nav-link text-white" href="#">Link</a>
        </li>
        <li class="nav-item dropdown">
            <a class="nav-link dropdown-toggle text-
white" href="#" id="navbarDropdown" role="button" data-
toggle="dropdown" aria-haspopup="true" aria-expanded="false">
                Dropdown
            </a>
            <div class="dropdown-menu text-white" aria-
labelledby="navbarDropdown">
                <a class="dropdown-item" href="#">Action</a>
                <a class="dropdown-item" href="#">Another action</a>
                <div class="dropdown-divider"></div>
                <a class="dropdown-item" href="#">Something else here</a>
            </div>
        </li>
        <li class="nav-item">
            <a class="nav-link disabled" href="#">Disabled</a>
        </li>
    </ul>
    <form class="form-inline my-2 my-lg-0">
        <input class="form-control mr-sm-
2" type="search" placeholder="Search" aria-label="Search">
        <button class="btn btn-outline-success my-2 my-sm-
0" type="submit">Search</button>
    </form>
</div>
</nav>

        <!-- navigation bar ends -->
<!--
- =====
===== -->

<div class="container-fluid" style="margin-top: 50px;" >
    <div class="row">

```

```

<!--
- =====
===== -->

<!-- sidebar starts -->

    <div class="col-sm-2 col-md-2 sidebar badge-
dark" style="margin:inherit;" id="sidebar" >
        <ul class="list-group text-white sidebar-list">
            <li class="list-group-item bg-
dark "><a href="./admin_main.php">Welcome Admin</a></li>
            <li class="list-group-item bg-
dark "><a href="manage_courses/manage_courses.php">Manage Courses</a></li>
            <li class="list-group-item bg-
dark"><a href="">Manage Quize</a></li>
            <li class="list-group-item bg-
dark"><a href="">Manage Videos</a></li>
            <li class="list-group-item bg-
dark"><a href="">Manage Comments</a></li>
            <li class="list-group-item bg-
dark"><a href="">Manage Users</a></li>
            <li class="list-group-item bg-dark"><a href="">Logout</a></li>
            <li class="list-group-item bg-
dark" style="height: 400px;"></li>
        </ul>
    </div>

    <!-- sidebar ends -->

<!--
- =====
===== -->

    <div class="col-md-10 ">

<!--
- =====
===== -->

    <!-- Nav tabs strats -->

```

```

<ul class="nav nav-tabs">
  <li class="nav-item">
    <a class="nav-link active" data-toggle="tab" href="#home">Home</a>
  </li>
  <li class="nav-item">
    <a class="nav-link" data-
toggle="tab" href="#manage_course">Manage Quiz</a>
  </li>
  <li class="nav-item">
    <a class="nav-link" data-toggle="tab" href="#menu2">Add Questions</a>
  </li>
</ul>
  <!-- Nav tabs ends -->

<!--
- =====
===== -->

<div class="tab-content">

<!--
- =====
===== -->

  <!-- home panes starts -->

  <div class="tab-pane container active" id="home">
<div class="card-header mt-3 mr-5 bg-white text-info border-
0 shadow card1 text-center" style="width: 1050px; box-
shadow: 1px 1px 1px 1px #ccc"><b class="text-
center">YOUR ONLINE QUIZE COURSES</b></div><br>
<div class="row justify-content-center">

<div class="col-md-4">
  <center><label>select Course</label><br>
  <form method="POST" action="../..online_quiz/question_show.php">
  <select class="form-
control" id="exampleFormControlSelect1" name="selected_course">

<?php

```



```

//calling show_courses() method of user
s class
    foreach ($quiz_list as $quiz)
    {

?>

        <option value="<?php echo $quiz['id'] ;?>"><?php echo $quiz['cat_name']; ?></option>    <!-- displaying course name in dropdown -->

        <?php
    }

    ?>
    </select>
    <button type="submit" class="btn btn-success mt-3 ">Start Quiz</button>
    </form></center>
</div>

</div>

<!--
- =====
===== -->

        <!--
- php code to display modal if status variable is set -->
        <?php

        if ( isset($_GET['status']) and $_GET['status']=="added") //first
        if condition for course added
        {
            echo '<div class="col-md-4 mt-5">
                <button type="button" class="btn btn-primary" data-
toggle="modal" data-target="#myModal">
                    Open modal
                </button>

        <!-- The Modal -->

```



```

        <!-- Modal Header -->
        <div class="modal-header">
            <h4 class="modal-title">Message</h4>
            <button type="button" class="close" data-
dismiss="modal">&times;</button>
        </div>

        <!-- Modal body -->
        <div class="modal-body">
            course deleted successfully
        </div>

        <!-- Modal footer -->
        <div class="modal-footer">
            <button type="button" class="btn btn-danger" data-
dismiss="modal">Close</button>
        </div>

    </div>
</div>
</div>
</div>';
}

    if ( isset($_GET['status']) and $_GET['status']=="updated") //second
if condition for course deleted
    {
        echo '<div class="col-md-4 mt-5">
            <button type="button" class="btn btn-primary" data-
toggle="modal" data-target="#myModal">
                Open modal
            </button>

        <!-- The Modal -->
        <div class="modal fade" id="myModal">
            <div class="modal-dialog">
                <div class="modal-content">

                <!-- Modal Header -->

```

```
        <div class="modal-header">
            <h4 class="modal-title">Message</h4>
            <button type="button" class="close" data-
dismiss="modal">&times;</button>
        </div>

        <!-- Modal body -->
        <div class="modal-body">
            course updated successfully
        </div>

        <!-- Modal footer -->
        <div class="modal-footer">
            <button type="button" class="btn btn-danger" data-
dismiss="modal">Close</button>
        </div>

    </div>
</div>
</div>
</div>' ;
}

?>

<!-- ended display modal php code -->
<!--
- =====
===== -->
```

```
</div>

    <!-- home panes ends -->

<!--
- =====
===== -->

<!--
- =====
===== -->

    <!-- manage course pane starts -->

    <div class="tab-pane container fade" id="manage_course">

        <center><div class="col-md-7">

<div class="card mt-3 tab-card">
    <div class="card-header tab-card-header">
        <ul class="nav nav-tabs card-header-
tabs" id="myTab" role="tablist">
            <li class="nav-item">
                <a class="nav-link" id="one-tab" data-
toggle="tab" href="#one" role="tab" aria-controls="One" aria-
selected="true">ADD</a>
            </li>
            <!-- <li class="nav-item">
                <a class="nav-link" id="two-tab" data-
toggle="tab" href="#two" role="tab" aria-controls="Two" aria-
selected="false">UPDATE</a>
            </li> -->
            <li class="nav-item">
```

```

        <a class="nav-link" id="three-tab" data-
toggle="tab" href="#three" role="tab" aria-controls="Three" aria-
selected="false">DELETE</a>
    </li>
</ul>
</div>

<div class="tab-content" id="myTabContent"> <!--
- tab content starts -->

<!--
- =====
===== -->
        <!-- add new video course tab starts -->

    <div class="tab-pane fade show active p-
3" id="one" role="tabpanel" aria-labelledby="one-tab">

        <div class="card-body col-md-12">

            <div class="card" style="box-
shadow: 2px 2px 2px 2px #dfdfdf;">
                <div class="card-header bg-danger text-light p-
2 cardh2"><h3>ADD NEW SUBJECT</h3></div>

                <div class="card-body small" ">

                    <form action="quiz_add.php" method="post" enctype="multi
part/form-data" onsubmit="return validation()">
                        <div class="form-group">
                            <label for="email">Course Name :</label>
                            <input type="text" class="form-
control" id="c_name" placeholder="Enter Subject Name" name="course_name">
                            <span id="name_error" class="text-danger font-
weight-bold"></span>
                        </div>

                        <div class="">
                            <button type="submit" class="btn btn-
danger" name="btn_add_quiz_sub">Submit</button>
                        </div>
                    </form>

```

```

        </div>
    </div>
    </div>
</div>
                                <!--
- add new video course tab ends -->
        <!--
- =====
===== -->

                                <!--
- =====
===== -->
                                <!--
- update video course tab starts -->
<!--
    <div class="tab-pane fade p-3" id="two" role="tabpanel" aria-
labelledby="two-tab">

        <div class="card-body col-md-12">

            <div class="card" style="box-
shadow: 2px 2px 2px 2px #dfdfdf;">
                <div class="card-header bg-primary text-light p-
2 cardh2 "><h3>UPDATE COURSE</h3></div>

                <div class="card-body small" >

                    <form action="video_add.php" method="post" enctype="multi
part/form-data" onsubmit="">

                        <div class="form-group">

                            <label for="exampleFormControlSelect1">Select vide
o Course Name :</label>
                            <select class="form-
control" id="exampleFormControlSelect1" name="selected-course-to-update">

```

```

                <?php foreach ($video as $course_list)
                {
                    ?>
                    <option><?php echo $course_list['course_name'];
?></option>

                    <?php } ?>

                </select>
            </div>

            <div class="form-group">
                <label for="pwd">Course Description</label>
                <input type="text" class="form-
control" id="c_des" placeholder="Enter Course Description" name="course_de
sc">
                <span id="desc_error" class="text-danger font-
weight-bold"></span>
            </div>

            <div class="form-group">
                <label for="pwd">Course Image</label>
                <input type="file" class="form-
control" id="c_im" placeholder="Enter Course Image" name="course_image">
                <span id="image_error" class="text-danger font-
weight-bold"></span>
            </div>

            <div class="">
                <button type="submit" class="btn btn-
danger" name="btn_update_vid">Submit</button>
            </div>
        </form>

    </div>
</div>

</div>
</div>
-->

                <!--
- update video course tab ends -->
                <!--
- =====
===== -->

```



```

        <!--
- =====
===== -->
        <!--
- delete quiz course tab starts -->

        <div class="tab-pane fade p-3" id="three" role="tabpanel" aria-
labelledby="three-tab">

            <div class="card-body col-md-12">

                <div class="card" style="box-
shadow: 2px 2px 2px 2px #dfdfdf;">
                    <div class="card-header bg-primary text-light p-
2 cardh2"><h3>DELETE COURSE</h3></div>

                    <div class="card-body small" ">

                        <form action="quiz_add.php" method="post" enctype="multi
part/form-data">
                            <div class="form-group">
                                <label for="exampleFormControlSelect1">Select Cour
se</label>
                                <select class="form-
control" id="exampleFormControlSelect1" name="selected_course">
                                    <?php
                                                                    //calli
ng show_courses() method of users class
                                        foreach ($quiz_list as $quiz)
                                        {

                                            ?>

                                            <option value="<?php echo $quiz['id'
] ;?>"><?php echo $quiz['cat_name']; ?></option>    <!--
- displaying course name in dropdown -->

                                            <?php
                                        }

```

```
        ?>
        </select>
    </div>

    <div class="float-left">
        <button type="submit" class="btn btn-
danger" name="btn_delete_quiz_sub">Submit</button>
    </div>
</form>

</div>
</div>

</div>
</div>

<!--
- delete quiz course tab ends -->
    <!--
- =====
===== -->

    </div>        <!-- tab content -->

</div></center>

</div>

<!-- manage courses pane ends -->
<!--
- =====
===== -->
```

```

<!--
- =====
===== -->

        <!-- add questions pane starts -->

<div class="tab-pane container fade" id="menu2">

    <div class="col-sm-9 col-sm-offset-3 col-md-10 col-md-offset-
2 main">
    <h1 class="page-header">Add a new question</h1>

    <?php
        if (isset($_GET['run'])&& !empty($_GET['run']))
        {
            echo "<p>Question added successfully</p>";
        }
    ?>

    <form method="POST" action="quiz_add.php">
        <div class="form-group">
            <label for="text">Question :</label>
            <input type="text" class="form-
control" name="question" placeholder="Enter Question">
            <small id="emailHelp" class="form-text text-
muted">please enter the question.</small>
        </div>

        <div class="form-group">
            <label for="text">Option 1 :</label>
            <input type="text" class="form-
control" name="opt1" placeholder="Enter option 1">
        </div>

        <div class="form-group">
            <label for="text">Option 2 :</label>

```

```

        <input type="text" class="form-
control" name="opt2" placeholder="Enter option 2">
    </div>

    <div class="form-group">
        <label for="text">Option 3 :</label>
        <input type="text" class="form-
control" name="opt3" placeholder="Enter option 3">
    </div>

    <div class="form-group">
        <label for="text">Option 4 :</label>
        <input type="text" class="form-
control" name="opt4" placeholder="Enter option 4">
    </div>

    <div class="form-group">
        <label for="text">Answer :</label>
        <input type="text" class="form-
control" name="answer" placeholder="Enter the correct answer">
    </div>

    <div class="form-group">
        <label for="exampleFormControlSelect1">Select Course</label>
        <select class="form-
control" id="exampleFormControlSelect1" name="cat">
            <option class="active">choose course</option>
            <?php
                foreach ($quiz_list as $courses)
                {
                    echo "<option value=" . $courses['id'] . ">" . $courses
['cat_name'] . "</option>";
                }
            ?>

        </select>
    </div>

    <button type="submit" class="btn btn-primary">Submit</button>

```

```

        </form>

    </div>

</div>
        <!-- add questions pane ends -->

    <!--
- =====
===== -->
</div>

    </div>

</div>
</div>

<script type="text/javascript">

    $('#myTab a').on('click', function (e) {
    e.preventDefault()
    $(this).tab('show')
    });
    // =====
    =====
        // javascript validation function

    function validation()
    {
        var name=document.getElementById('c_name').value;
        var desc=document.getElementById('c_desc').value;
        var img=document.getElementById('c_img').value;
        if (name=="")
        {
            document.getElementById('name_error').innerHTML="** please enter the course name";

```

```

        return false;

    }

    if (desc=="")
    {
        document.getElementById('desc_error').innerHTML="** please enter the course description";
        return false;

    }
    if (img=="")
    {
        document.getElementById('image_error').innerHTML="** please choose an image";
        return false;

    }
}

// javascript validation function
// =====
// =====

// =====
// =====

// javascript modal function called on page load

function display_modal()
{

}

// =====
// =====

// =====
// =====

// javascript modal function called on page load

$(window).on('load',function(){

```

```

        $('#myModal').modal('show');
    });

        // javascript validation function
// =====
// =====

</script>

</body>
</html>

```

Verify change.php

```

<?php

    $con=mysqli_connect('localhost','root');
    mysqli_select_db($con,'uniquedeveloper');

    // =====
    // =====

    // add a new topic in the courses table (request came from add_n
ew_topic.php)

    if (isset($_POST['submitbtn'])) {

        $topicname=$_POST['topic_name'];
        $coursename=$_POST['coursename'];
        $description=(($_POST['editor']));
        // echo $topicname;
        // echo $coursename;
        // echo $description;

        $qy="INSERT INTO `courses` ( `topic_name`, `description`, `course_name`
) VALUES ('$topicname','$description','$coursename)";

        mysqli_query($con,$qy);
        echo "inserted";
        header('location:../edit_topics.php?course_name='.$.$coursename);
    }

```

```
// =====
// =====

// update a topic in the courses table (request came from update
_topic.php)

if (isset($_POST['submitupdate']))
{

    $course_id=$_POST['cors_id'];
    echo $course_id;
    $course_name=$_POST['coursename'];
    $topic_name=$_POST['topic_name'];
    $description=$_POST['editor'];

    $q="UPDATE `courses` SET `topic_name`='$topic_name`,`description`
`='$description`,`course_name`='$course_name' WHERE id='$course_id';
    $result=mysqli_query($con,$q);
    if ($result) {
        header("location:../edit_topics.php?course_name=".$course_name);
    }
    else
    {
        echo "something went wrong";
    }
}

else
{
    echo "not set";
}

?>
```

Verify.php

```
<?php

$course_name=$_GET['course_name'];
```



```

        $con=mysqli_connect('localhost','root');
        mysqli_select_db($con,'uniquedeveloper');

        $id=$_GET['course_id'];
        $q="DELETE from courses where id='$id'";
        $result=mysqli_query($con,$q);
        if ($result) {
            header("location:../edit_topics.php?course_name=$course_name");
        }
    }
}
?>

```

Add new topic.php

```

<!DOCTYPE html>
<html>
<head>
    <title></title>

    <link rel="stylesheet" href="https://maxcdn.bootstrapcdn.com/bootstrap/4.0.0/css/bootstrap.min.css" integrity="sha384-Gn5384xqQ1aoWXA+058RXPxPg6fy4IWvTNh0E263XmFcJlSAwiGgFAW/dAiS6JXm" crossorigin="anonymous">

    <script src="https://code.jquery.com/jquery-3.2.1.slim.min.js" integrity="sha384-KJ3o2DKtIkvYIK3UENzmM7KcRr/rE9/Qpg6aAZGJwFDMVNA/GpGFF93hXpG5KkN" crossorigin="anonymous"></script>
    <script src="https://cdnjs.cloudflare.com/ajax/libs/popper.js/1.12.9/umd/popper.min.js" integrity="sha384-ApNbgh9B+Y1QKt3Rn7W3mgPpxhU9K/ScQsAP7hUibX39j7fakFPskvXusvfa0b4Q" crossorigin="anonymous"></script>
    <script src="https://maxcdn.bootstrapcdn.com/bootstrap/4.0.0/js/bootstrap.min.js" integrity="sha384-JZR6Spejh4U02d8j0t6vLEHfe/JQGiRRSQQxSfFWpi1MquVdAyjUar5+76PVCmY1" crossorigin="anonymous"></script>

```

```

<!-- google font -->
<link href="https://fonts.googleapis.com/css?family=Quicksand" rel="style
sheet">
<link href="https://fonts.googleapis.com/css?family=Open+Sans" rel="style
sheet">
<link href="https://fonts.googleapis.com/css?family=Lato" rel="stylesheet
">

<style type="text/css">

    .sidebar-list
    {
        margin-right: -15px;

        font-family: 'Quicksand', sans-serif;
        font-size: 14px
    }

    .sidebar-list li:hover
    {
        background-color: deepskyblue !important;
    }

    .sidebar-list li a
    {
        color:white;
        text-decoration: none;
    }
</style>
</head>

<body>

<?php

    require("../includes/navbar.php");    //navigation bar included

?>

<div class="container-fluid" style="margin-top: 50px;" >
    <div class="row">
<!--
- =====
===== -->

```

```

<!-- sidebar starts -->

    <div class="col-sm-2 col-md-2 sidebar badge-
dark" style="margin:inherit;" id="sidebar" >
        <ul class="list-group text-white sidebar-list">
            <li class="list-group-item bg-
dark "><a href="">Welcome Admin</a></li>
            <li class="list-group-item bg-
dark "><a href="manage_courses.php">Manage Courses</a></li>
            <li class="list-group-item bg-
dark"><a href="">Manage Quize</a></li>
            <li class="list-group-item bg-
dark"><a href="">Manage Videos</a></li>
            <li class="list-group-item bg-
dark"><a href="">Manage Comments</a></li>
            <li class="list-group-item bg-
dark"><a href="">Manage Users</a></li>
            <li class="list-group-item bg-dark"><a href="">Logout</a></li>
            <li class="list-group-item bg-
dark" style="height: 400px;"></li>
        </ul>
    </div>

<!-- sidebar ends -->

<!--
- =====
===== -->

    <div class="col-md-10 "> <!-- main body content starts -->

<!--
- =====
=====-->

        <!-- form starts -->

        <div><h3 class="text-center mt-2">Add a new topic</h3></div>

```

```

        <form method="POST" action="verify/verify_changes.php" class=
"m1-3" onsubmit="return validation()">
            <input type="hidden" name="id" value="<?php echo $_GET['
course_id']; ?>">

            Enter course name:<input type="text" name="coursename" i
d="coursename" class="form-
control" readonly="readonly" value="<?php echo $_GET['course_name'] ?>"> <
span id="name_error"></span><br>

            Enter topic name :<input type="text" name="topic_name"
id="topic_name" class="form-control">
            <span id="desc_error" class="text-
danger small" ></span>

            <textarea id="editor" name="editor" id="editor" class="cke
ditor" placeholder="Enter the content..."></textarea>
            <span id="editor_error" class="text-
danger small"></span><br>

            <button type="submit" name="submitbtn" class="btn btn-
success">submit</button>
        </form>

    </div>

</div>
</div>

<script type="text/javascript">

    // =====
    // javascript validation function

    function validation()
    {
        var name=document.getElementById('coursename').value;
        var topicname=document.getElementById('topic_name').value;
        var editor=document.getElementById('editor').value;
        if (name=="")

```

```

    {
        document.getElementById('name_error').innerHTML="** please enter top
ic name";
        return false;
    }

    if (topicname=="")
    {
        document.getElementById('desc_error').innerHTML="** please enter top
ic name";
        return false;
    }
    if (editor=="")
    {
        document.getElementById('editor_error').innerHTML="** please enter t
he description";
        return false;
    }
}
}

// javascript validation function
// =====
=====

</script>

<script src="../../ckeditor/ckeditor.js"></script> <!--
- script for ckeditor -->
<body>
</html>

```

Course add.php

```

<?php

// in this file --
> code for add a new course ,update a course and delete a course by admin
from manage_courses.php

session_start();

$con=mysqli_connect('localhost','root');

```

```

mysqli_select_db($con,'uniquedeveloper');

// =====
=====

// code to add a new course by admin from manage_courses.php

if (isset($_POST['btn_add'])) {
    $language_name=$_POST['course_name'];
    $language_img=$_FILES['course_image'];
    $language_desc=$_POST['course_desc'];

    $filename=$language_img['name'];
    print_r($language_img);
    $file_error=$language_img['error'];
    $file_tmp=$language_img['tmp_name'];

    $file_ext=explode('.', $filename);
    $file_check=strtolower(end($file_ext));

    $file_ext_stored= array('png','jpg','jpeg' );

    if (in_array($file_check,$file_ext_stored)) {
        $destination_file='uploading/'.$filename;
        move_uploaded_file($file_tmp,'../uploading/'.$filename);

        $q="insert into programming_languages(language_name,language_image,language_description) values('$language_name','$destination_file','$language_desc')";
        $r=mysqli_query($con,$q);

        if ($r==true) {
            header("location:manage_courses.php?status=added");
        }

    }
}

// =====
=====

```

```

        // code to add a new course by admin from manage_courses.p
hp
if (isset($_POST['btn-delete-course'])) {

    $course_name=$_POST['selected_course'];
    $q="DELETE FROM programming_languages WHERE language_name='$course_nam
e'";
    $r=mysqli_query($con,$q);
    if ($r)
    {
        header("location:manage_courses.php?status=deleted");
    }
}

// =====
// code to update course by admin from manage_courses.
php

if (isset($_POST['btn_update'])) {
    $language_name=$_POST['selected-course-to-update'];
    $language_img=$_FILES['course_image'];
    $language_desc=$_POST['course_desc'];

    $filename=$language_img['name'];
    print_r($language_img);
    $file_error=$language_img['error'];
    $file_tmp=$language_img['tmp_name'];

    $file_ext=explode('.', $filename);
    $file_check=strtolower(end($file_ext));

    $file_ext_stored= array('png','jpg','jpeg' );

    if (in_array($file_check,$file_ext_stored)) {
        $destination_file='uploadimg/'.$filename;
        move_uploaded_file($file_tmp,$destination_file);

        $q=" UPDATE programming_languages SET language_image='$destinationfile
',language_description='$language_desc' WHERE language_name='$language_name'
";
        $r=mysqli_query($con,$q);

```

```

if ($r==true) {
header("location:manage_courses.php?status=updated");
}

}
}

// =====
// =====
// =====
=====
// in this section add videos ,update videos and delete videos is going on from manage_videos.php

if (isset($_POST['btn_add'])) {
    $coursename=$_POST['course_name'];
    $courseimg=$_FILES['course_image'];
    $coursedesc=$_POST['course_desc'];

    $filename=$courseimg['name'];
    print_r($courseimg);
    $fileerror=$courseimg['error'];
    $filetmp=$courseimg['tmp_name'];

    $fileext=explode('.', $filename);
    $filecheck=strtolower(end($fileext));

    $fileextstored= array('png','jpg','jpeg' );

    if (in_array($filecheck,$fileextstored)) {
        $destinationfile='uploadimg/'.$filename;
        move_uploaded_file($filetmp,$destinationfile);

        $q="insert into programming_languages(image,description,course_name) values('$destinationfile','$coursedesc','$coursename)";
        $r=mysqli_query($con,$q);

        if ($r==true) {
header("location:manage_courses.php?status=added");
        }

    }
}

```



```
}
```

Header.php

```
<head>
  <title></title>

  <!-- Latest compiled and minified CSS -->
  <link rel="stylesheet" href="https://maxcdn.bootstrapcdn.com/bootstrap/4.2
.1/css/bootstrap.min.css">

  <!-- jQuery library -->
  <script src="https://ajax.googleapis.com/ajax/libs/jquery/3.3.1/jquery.min
.js"></script>

  <!-- Popper JS -->
  <script src="https://cdnjs.cloudflare.com/ajax/libs/popper.js/1.14.6/umd/p
opper.min.js"></script>

  <!-- Latest compiled JavaScript -->
  <script src="https://maxcdn.bootstrapcdn.com/bootstrap/4.2.1/js/bootstrap.
min.js"></script>

</head>
```

Footer.php

```
<!DOCTYPE html>
<html>
<head>
  <title></title>
```

```
<style type="text/css">
    .context-dark, .bg-gray-dark, .bg-primary {
    color: rgba(255, 255, 255, 0.8);
}

.footer-classic a, .footer-classic a:focus, .footer-classic a:active {
    color: #ffffff;
}

.nav-list li {
    padding-top: 5px;
    padding-bottom: 5px;
}

.nav-list li a:hover:before {
    margin-left: 0;
    opacity: 1;
    visibility: visible;
}

ul, ol {
    list-style: none;
    padding: 0;
    margin: 0;
}

.social-inner {
    display: flex;
    flex-direction: column;
    align-items: center;
    width: 100%;
    padding: 23px;
    font: 900 13px/1 "Lato", -apple-
system, BlinkMacSystemFont, "Segoe UI", Roboto, "Helvetica Neue", Arial, s
ans-serif;
    text-transform: uppercase;
    color: rgba(255, 255, 255, 0.5);
}

.social-container .col {
    border: 1px solid rgba(255, 255, 255, 0.1);
    display: inline-block;
}

.nav-list li a:before {
    content: "\f14f";
    font: 400 21px/1 "Material Design Icons";
    color: #4d6de6;
    display: inline-block;
    vertical-align: baseline;
```

```

margin-left: -28px;
margin-right: 7px;
opacity: 0;
visibility: hidden;
transition: .22s ease;
}

</style>
</head>
<body>

        <!-- footer Section Start ----->

<br><br><br><br>

<footer class="section footer-classic context-dark bg-
image" style="background: #2d3246;">
    <br><br>
        <div class="container">
            <div class="row row-30">
                <div class="col-md-4 col-xl-5">
                    <div class="pr-xl-
4"><a class="brand" href="index.html"></a>
                    <p>E-
Class is an excellent learning hub, dedicated to the programmer who want t
o explore.</p>
                    <!-- Rights-->
                    <p class="rights"><span>© </span><span class="copyright-
year">2018</span><span> </span><span>UniqueDeveloper</span><span>. </span>
<span>All Rights Reserved.</span></p>
                    </div>
                </div>
                <div class="col-md-4">
                    <h5>Contacts</h5>
                    <dl class="contact-list">
                        <dt>Address:</dt>
                        <dd>Nagardas Road, andheri east, mumbai 400101</dd>
                    </dl>
                    <dl class="contact-list">
                        <dt>email:</dt>
                        <dd><a href="mailto:#">vihu@gmail.com</a></dd>
                    </dl>

```

```

        <dl class="contact-list">
            <dt>phones:</dt>
            <dd><a href="tel:#">+91 9082944195</a> <span>or</span> <a
href="tel:#">+91 7738364521</a>
            </dd>
        </dl>
    </div>
    <div class="col-md-4 col-xl-3">
        <h5>Links</h5>
        <ul class="nav-list">
            <li><a href="#">About</a></li>
            <li><a href="#">Projects</a></li>
            <li><a href="#">Blog</a></li>
            <li><a href="#">Contacts</a></li>
            <li><a href="#">Pricing</a></li>
        </ul>
    </div>
</div>
</div>
<div class="row no-gutters social-container">
    <div class="col"><a class="social-
inner" href="#"><span class="icon mdi mdi-
facebook"></span><span>Facebook</span></a></div>
    <div class="col"><a class="social-
inner" href="#"><span class="icon mdi mdi-
instagram"></span><span>instagram</span></a></div>
    <div class="col"><a class="social-
inner" href="#"><span class="icon mdi mdi-
twitter"></span><span>twitter</span></a></div>
    <div class="col"><a class="social-
inner" href="#"><span class="icon mdi mdi-youtube-
play"></span><span>google</span></a></div>
</div>
</footer>

<!--footer Section Ends ----->

</body>
</html>

```

Navbar.php

```
<?php
```

```

include 'header.php';
?>

<nav class="navbar navbar-expand-lg navbar-light bg-dark fixed-top">
  <a class="navbar-brand text-white" href="#">E-Class</a>
  <button class="navbar-toggler" type="button" data-
toggle="collapse" data-target="#navbarSupportedContent" aria-
controls="navbarSupportedContent" aria-expanded="false" aria-
label="Toggle navigation">
    <span class="navbar-toggler-icon"></span>
  </button>

  <div class="collapse navbar-collapse" id="navbarSupportedContent">
    <ul class="navbar-nav mr-auto ">
      <li class="nav-item active">
        <a class="nav-link text-white" href="#">Home <span class="sr-
only">(current)</span></a>
      <!-- </li>
      <li class="nav-item">
        <a class="nav-link text-white" href="#">Link</a>
      </li>
      <li class="nav-item dropdown">
        <a class="nav-link dropdown-toggle text-
white" href="#" id="navbarDropdown" role="button" data-
toggle="dropdown" aria-haspopup="true" aria-expanded="false">
          Dropdown
        </a>
        <div class="dropdown-menu text-white" aria-
labelledby="navbarDropdown">
          <a class="dropdown-item" href="#">Action</a>
          <a class="dropdown-item" href="#">Another action</a>
          <div class="dropdown-divider"></div>
          <a class="dropdown-item" href="#">Something else here</a>
        </div>
      </li>
      <li class="nav-item">
        <a class="nav-link disabled" href="#">Disabled</a>
      </li> -->
    </ul>
    <!-- <form class="form-inline my-2 my-lg-0">
      <input class="form-control mr-sm-
2" type="search" placeholder="Search" aria-label="Search">
      <button class="btn btn-outline-success my-2 my-sm-
0" type="submit">Search</button>
    </form> -->
  </div>
</nav>

```

Add new course

```
<?php
include "../includes/header.php";
?>

<!--
- this code will take the details of course from user and go to verify_add_
topic.php page to verify and add the course in database -->

<form method="POST" action="verify_add_topic.php">
  <input type="hidden" name="id" value="<?php echo $_GET['course_id']; ?
  >">
  Enter topic name :<input type="text" name="topic_name" class="form-
  control"><br>
  Enter course name:<input type="text" name="coursename" class="form-
  control">
  <textarea id="editor" name="editor" class="ckeditor" placeholder="Enter th
  e content..."></textarea>

  <button type="submit" name="submitbtn" class="btn btn-
  success">submit</button>
</form>

<script src="../ckeditor/ckeditor.js"></script>
```

Admin added courses

```
<?php
include "../includes/navbar.php";
session_start();
?>
<link rel="stylesheet" type="text/css" href="../../css/java_programming.c
ss">
<link rel="stylesheet" type="text/css" href="../../css/programming.css">

<style type="text/css">

  #main-content
  {
    margin-right: 0px;
```

```
margin-top: 60px;
margin-left: 300px;
padding: 0;
padding-right: 0px;
padding-top: 10px;

background: #5f2c82; /* fallback for old browsers */
background: -webkit-linear-
gradient(to right, #49a09d, #5f2c82); /* Chrome 10-25, Safari 5.1-6 */
background: linear-
gradient(to right, #49a09d, #5f2c82); /* W3C, IE 10+/ Edge, Firefox 16+, C
hrome 26+, Opera 12+, Safari 7+ */

}

body,textarea
{
background: #5f2c82; /* fallback for old browsers */
background: -webkit-linear-
gradient(to right, #49a09d, #5f2c82); /* Chrome 10-25, Safari 5.1-6 */
background: linear-
gradient(to right, #49a09d, #5f2c82); /* W3C, IE 10+/ Edge, Firefox 16+, C
hrome 26+, Opera 12+, Safari 7+ */

}

#btn-add
{
position: absolute;
top: 10px;
left: 800px;
}

#sidebarleftmenu
{
background: #DC2424; /* fallback for old browsers */
background: -webkit-linear-
gradient(to right, #4A569D, #DC2424); /* Chrome 10-25, Safari 5.1-6 */
background: linear-
gradient(to right, #4A569D, #DC2424); /* W3C, IE 10+/ Edge, Firefox 16+, C
hrome 26+, Opera 12+, Safari 7+ */

}

</style>
```

```

<body>

    <div class="sidemenu" id="sidebarleftmenu" style="margin-top: -
20px; width: 250px;">
        <ul class="sidemenulist">

            <li style="background-
color :orangered;"><a href="" >Welcome Admin</a></li>
            <li><a href="http://localhost/MyResponsiveWebsiteDemo/admin/co
urses/admin_panel.php">courses</a></li>
            <li><a href="">Add Course</a></li>
            <li><a href="">Update Course</a></li>

        </ul>
    </div>

    <div id="main-content" class="container col-md-9 bg-primary mt-
20 form-row" style="margin-top: 100px;">

        <div class="col-lg-12">
            <h1 class="text-center text-white">Manage Your Course</h1><br>
            <table class="table table-striped table-hover">

                <tr class="text-white font-weight-bold">
                    <th>id</th>
                    <th>topic name</th>
                    <th>description</th>
                    <th>Update</th>
                    <th>Delete</th>

                </tr>
            <?php

                $con=mysqli_connect('localhost','root');

                mysqli_select_db($con,'uniquedeveloper');
                $coursename=$_GET['course_name'];
                $q="select * from courses where course_name='$coursename'";
                $result=mysqli_query($con,$q);

```



```

        while ($res=mysqli_fetch_array($result)) {

            ?>

            <tr class="text-white ">
                <td><?php echo $res['id'] ?></td>
                <td><?php echo $res['topic_name']; ?></td>
                <td><textarea rows="3" cols="50" class="text-
white"><?php echo $res['description']; ?></textarea></td>
                <td><a class="text-white no-
gutters" href="update_course.php?course_id=<?php echo $res['id'] ?>">Updat
e</a></td>
                <td><a class="text-white no-
gutters" href="delete_topic.php?course_id=<?php echo $res['id'] ?>&amp;cou
rse_name=<?php echo $res['course_name']; ?>">Delete</a></td>

            </tr>

            <?php }

            echo '<button class="btn btn-primary" id="btn-
add"><a href="add_new_topic.php?"class="text-
white">Add a new topic</a></button>';

            ?>
        </table>
    </div>

</div>

</body>

```

Admin panel.php

```

<?php
include "../includes/navbar.php"
?>
<link rel="stylesheet" type="text/css" href="../../css/java_programming.c
ss">
<link rel="stylesheet" type="text/css" href="../../css/programming.css">

```

```
<style type="text/css">

  #main-content
  {
    margin-right: 0px;
    margin-top: 60px;
    margin-left: 300px;
    padding: 0;
    padding-right: 0px;
    padding-top: 10px;

    background: #5f2c82; /* fallback for old browsers */
    background: -webkit-linear-
gradient(to right, #49a09d, #5f2c82); /* Chrome 10-25, Safari 5.1-6 */
    background: linear-
gradient(to right, #49a09d, #5f2c82); /* W3C, IE 10+/ Edge, Firefox 16+, C
hrome 26+, Opera 12+, Safari 7+ */

  }

  body
  {
    background: #5f2c82; /* fallback for old browsers */
    background: -webkit-linear-
gradient(to right, #49a09d, #5f2c82); /* Chrome 10-25, Safari 5.1-6 */
    background: linear-
gradient(to right, #49a09d, #5f2c82); /* W3C, IE 10+/ Edge, Firefox 16+, C
hrome 26+, Opera 12+, Safari 7+ */

  }

  #btn-add-new-course
  {
    position: relative;
  }

</style>

<body>

  <!--Side bar start-->
```

```

    <div class="sidemenu" id="sidebarleftmenu" style="margin-top: -
20px; width: 250px;">
        <ul class="sidemenulist">

            <li style="background-
color :orangered;"><a href="" >Welcome Admin</a></li>
            <li><a href="http://localhost/MyResponsiveWebsiteDemo/admin/ad
min_panel.php">courses</a></li>
            <li> <a href="" data-toggle="modal" data-
target="#myModal">Add New Course</a></li>
            <li><a href="" data-toggle="modal" data-
target="#myModaldelete">Delete course</a></li>

        </ul>
    </div>

    <!-- Add new course Modal starts -->
<div class="container">

    <!-- The Modal -->
    <div class="modal fade " id="myModal">
        <div class="modal-dialog">
            <div class="modal-content">

                <!-- Modal Header -->
                <div class="modal-header">
                    <h4 class="modal-title">Add New Course</h4>
                    <button type="button" class="close" data-
dismiss="modal">&times;</button>
                </div>

                <!-- Modal body -->
                <div class="modal-body">

<form method="POST" enctype="multipart/form-data" action="imgdemo.php">
                    <div class="form-group">
                        <div class="row form-inline">
                            <input type="label" name="" value="Languag
e Name : " style="margin-top: -60px; border: none;">

```

```

                <input type="text" name="languagename" cla
ss="form-
control" style="position: absolute; top:20px; right:80px; width: 100px;">
            </div>
            <div class="row">
                Language Description :
                <input type="text" name="languagedesc" cla
ss="form-control" style="margin-left: 35px;">
            </div>

            <div class="row">
                Language Image :
                <input type="file" name="languageimg" clas
s="form-control" style="width: 250;
                    margin-left: 60px;">
            </div>

                <button id="btn-login" name="btn-add-
course" type="submit" style="top: 200;">Add Course</button>

            </div>
        </form>

    </div>

    <!-- Modal footer -->
    <div class="modal-footer">
        <button type="button" class="btn btn-danger" data-
dismiss="modal">Close</button>
    </div>

    </div>
</div>
</div>
</div>
</div>

<!-- Add new course Modal Ends -->

```

```

        <!-- Delete course Modal starts -->
<div class="modal fade" id="myModaldelete" style="size: 50px;">
  <div class="modal-dialog">
    <div class="modal-content">

      <!-- Modal Header -->
      <div class="modal-header">
        <h4 class="modal-title">Modal Heading</h4>
        <button type="button" class="close" data-
dismiss="modal">&times;</button>
      </div>

      <!-- Modal body -->
      <div class="modal-body">
        <form method="POST" action="imgdemo.php">
          Enter course name :
          <input type="text" name="txt_course_del_id">

        </div>

      <!-- Modal footer -->
      <div class="modal-footer">
        <button type="submit" class="btn btn-danger" name="btn-delete-
course">Delete</button>
      </div>
    </form>
  </div>
</div>
</div>

        <!-- Delete course Modal Ends -->

```

```

<!-------java main content starts ----->

<div id="main-content" class="container col-md-9 bg-primary mt-
20 form-row">

<br><br><br><br>

<?php

    $con=mysqli_connect('localhost','root');

    mysqli_select_db($con,'uniquedeveloper');

    $q="select * from programming_languages";
    $query=mysqli_query($con,$q);
    while ($res=mysqli_fetch_array($query)) {

        ?>

        <div class="col-md-4 content-border" style="margin-
bottom: 10px;">
            <div class="latest-news-wrap">
                <div class="news-img">
                    
                    <div class="deat">
                        <span><?php echo $res['languag
e_name']; ?></span>
                    </div>
                </div>
            </div>

            <div class="news-content">
                <p>
                    <?php echo $res['language_desc
ription']; ?>
                </p><br>

```

```

                                <a href="admin_edit_courses.php?course_name=<?php echo $res['language_name'] ?> " >Start Reading</a>
                                </div>
                                </div>
                                </div>
                                </div>

<?php } ?>

</div>

</body>

<!-------java main content Ends ----->

<!-------Side bar ends----->

```

Delete topic.php

```

<?php

    $course_name=$_GET['course_name'];

    $con=mysqli_connect('localhost','root');
    mysqli_select_db($con,'uniquedeveloper');

    $id=$_GET['course_id'];
    $q="DELETE from courses where id='$id'";
    $result=mysqli_query($con,$q);
    if ($result) {
        header("location:admin_edit_courses.php?course_name=$course_name");
    }

?>

```

Demo.php

```

<?php
// $_POST is a magic PHP variable that will always contain
// any form data that was posted to this page.
// We check here to see if the textfield called 'name' had
// some data entered into it, if so we process it, if not we
// output the form.
if (isset($_POST['name'])) {
    print_name($_POST['name']);
}
else {
    print_form();
}

// In this function we print the name the user provided.
function print_name($name) {
    // $name should be validated and checked here depending on use.
    // In this case we just HTML escape it so nothing nasty should
    // be able to get through:
    echo 'Your name is: '. htmlentities($name);
}

// This function is called when no name was sent to us over HTTP.
function print_form() {
    echo '
        <form name="form1" method="post" action="">
        <p><label><input type="text" name="name" id="textfield"></label></p>
        <p><label><input type="submit" name="button" id="button" value="Submit
"></label></p>
        </form>
    ';
}
?>

```

Imgdemo.php

```

<?php

session_start();

$con=mysqli_connect('localhost','root');

mysqli_select_db($con,'uniquedeveloper');

```



```

if (isset($_POST['btn-add-course'])) {
    $language=$_POST['language'];
    $languageimg=$_FILES['languageimg'];
    $language_desc=$_POST['language_desc'];

    $filename=$languageimg['name'];
    print_r($languageimg);
    $fileerror=$languageimg['error'];
    $filetmp=$languageimg['tmp_name'];

    $fileext=explode('.', $filename);
    $filecheck=strtolower(end($fileext));

    $fileextstored= array('png','jpg','jpeg' );

    if (in_array($filecheck,$fileextstored)) {
        $destinationfile='uploading/'.$filename;
        move_uploaded_file($filetmp,$destinationfile);

        $q="insert into programming_languages(language_name,language_image,language_description) values('$language','$destinationfile','$language_desc')";
        $r=mysqli_query($con,$q);

        if ($r==true) {
            header("location:admin_panel.php");
        }
    }
}

if (isset($_POST['btn-delete-course'])) {

    $course_name=$_POST['txt_course_del_id'];
    $q="DELETE FROM programming_languages WHERE language_name='$course_name'";
    $r=mysqli_query($con,$q);
    if ($r) {
        header("location:admin_panel.php");
    }
}
}

```

```
?>
```

Update courses.php

```
<?php
include "../includes/header.php";
?>
<style type="text/css">

    form
    {

    }
</style>

<?php

    $con=mysqli_connect('localhost','root');

    mysqli_select_db($con,'uniquedeveloper');
    $course_id=$_GET['course_id'];
    $q="select * from courses where id='$course_id'";
    $result=mysqli_query($con,$q);
    while ($res=mysqli_fetch_array($result)) {

        ?>

<form method="POST" action="verify_update.php">
    <input type="hidden" name="cours_id" value="<?php echo $res['id']; ?>">
    Enter topic name :<input type="text" name="topic_name" class="form-
control" value="<?php echo $res['topic_name'] ?>"><br>
    Enter course name:<input type="text" name="coursename" class="form-
control" value="<?php echo $res['course_name'] ?>">

    Enter the content:
<textarea id="editor" name="editor" class="ckeditor" placeholder="Enter th
e content..."><?php echo $res['description']; ?></textarea>
```

```
<button type="submit" name="submitupdate" class="btn btn-  
success">submit</button>  
</form>  
<?php } ?>  
  
<script src="../../ckeditor/ckeditor.js"></script>
```

Verify add.topic.php

```
<?php  
  
    $con=mysqli_connect('localhost','root');  
    mysqli_select_db($con,'uniquedeveloper');  
  
    $topicname=$_POST['topic_name'];  
    $coursename=$_POST['course_name'];  
    $description=$_POST['editor'];  
    // echo $topicname;  
    // echo $coursename;  
    // echo $description;  
  
    $qy="INSERT INTO `courses` ( `topic_name`, `description`, `course_n  
ame`) VALUES ('$topicname','$description','$coursename)";  
  
    mysqli_query($con,$qy);  
    // echo "inserted";  
    header('location:admin_edit_courses.php?course_name='.$coursename);  
?>
```

Verify add.php

```
<?php  
  
if (isset($_POST['submitupdate'])) {  
  
    $con=mysqli_connect('localhost','root');
```

```

mysqli_select_db($con,'uniquedeveloper');

    $course_id=$_POST['cors_id'];
    echo $course_id;
    $course_name=$_POST['course_name'];
    $topic_name=$_POST['topic_name'];
    $description=$_POST['editor'];

    $q="UPDATE `courses` SET `topic_name`='$topic_name`,`description`
`=$description`,`course_name`='$course_name' WHERE id='$course_id'";
    $result=mysqli_query($con,$q);
    if ($result) {
        header("location:admin_edit_courses.php?course_name=".$course
_name);
    }
    else
    {
        echo "something went wrong";
    }
}

else
{
    echo "not set";
}

?>

```

Admin.php

```

<?php

class admin
{

```

```

public $host="localhost";
public $username="root";
public $pass="";
public $db_name="uniquedeveloper";
public $conn;
public $user_details;
public $course_count=0;
public $video_count=0;
public $faq_list;

public function __construct()
{
    $this->conn=new mysqli($this->host,$this->username,$this->
    >pass,$this->db_name);
    if ($this->conn->connect_errno)
    {
        die("connection failed");
    }
}
// =====
public function show_users() // function to display users list oin
table on admin main page
{
    $query="select * from login";
    $result=$this->conn->query($query);

    while($row=$result->fetch_array(MYSQLI_ASSOC))
    {
        $this->user_details[]=$row;
    }
    return $this->user_details;
}

// =====
public function display_course_count() //function to display
number of courses available in database
{
    $query="select * from programming_languages";
    $result=$this->conn->query($query);

    while($row=$result->fetch_array(MYSQLI_ASSOC))
    {
        // $this->user_details[]=
        $this->course_count++;
    }
}

```

```
    }  
    // return $this->user_details;  
    print_r($this->course_count);  
}
```

```
// =====  
=====
```

```
public function display_video_count()  
{  
    $query="select * from video_info";  
    $result=$this->conn->query($query);  
  
    while($row=$result->fetch_array(MYSQLI_ASSOC))  
    {  
        // $this->user_details[]=  
        $this->video_count++;  
    }  
    // return $this->user_details;  
    print_r($this->video_count);  
}
```

```
// =====  
=====
```

```
public function display_faq_list()  
{  
    $query="select * from faq";  
    $result=$this->conn->query($query);  
  
    while($row=$result->fetch_array(MYSQLI_ASSOC))  
    {  
        // $this->user_details[]=  
        $this->faq_list[]=$row;  
    }  
    // return $this->user_details;  
    return ($this->faq_list);  
}
```

```
}  
?>
```

Manage course

```
<?php  
class manage_courses_class  
{  
  
    public $host="localhost";  
    public $username="root";  
    public $pass="";  
    public $db_name="uniquedeveloper";  
    public $conn;  
    public $course_list;  
  
    public function __construct()  
    {  
        $this->conn=new mysqli($this->host,$this->username,$this->pass,$this->db_name);  
        if ($this->conn->connect_errno)  
        {  
            die("connection failed");  
        }  
    }  
  
    public function display_courses()  
    {  
        $query="select * from programming_languages";  
        $result=$this->conn->query($query);  
  
        while($row=$result->fetch_array(MYSQLI_ASSOC))  
        {  
            $this->course_list[]=$row;  
        }  
        return $this->course_list;  
    }  
}  
?>
```

Manage Quiz

```
<?php

class manage_quiz_class
{

    public $host="localhost";
    public $username="root";
    public $pass="";
    public $db_name="uniquedeveloper";
    public $conn;
    public $quiz_course_list;

    public function __construct()
    {
        $this->conn=new mysqli($this->host,$this->username,$this->pass,$this->db_name);
        if ($this->conn->connect_errno)
        {
            die("connection failed");
        }
    }

    public function display_quiz_courses()
    {
        $query="select * from category";
        $result=$this->conn->query($query);

        while($row=$result->fetch_array(MYSQLI_ASSOC))
        {
            $this->quiz_course_list[]=$row;
        }
        return $this->quiz_course_list;
    }

    public function add_quiz($query_string)
    {
        $this->conn->query($query_string);
        return true;
    }
}
```


?>

Manage video.php

```
<?php
class manage_videos_class
{

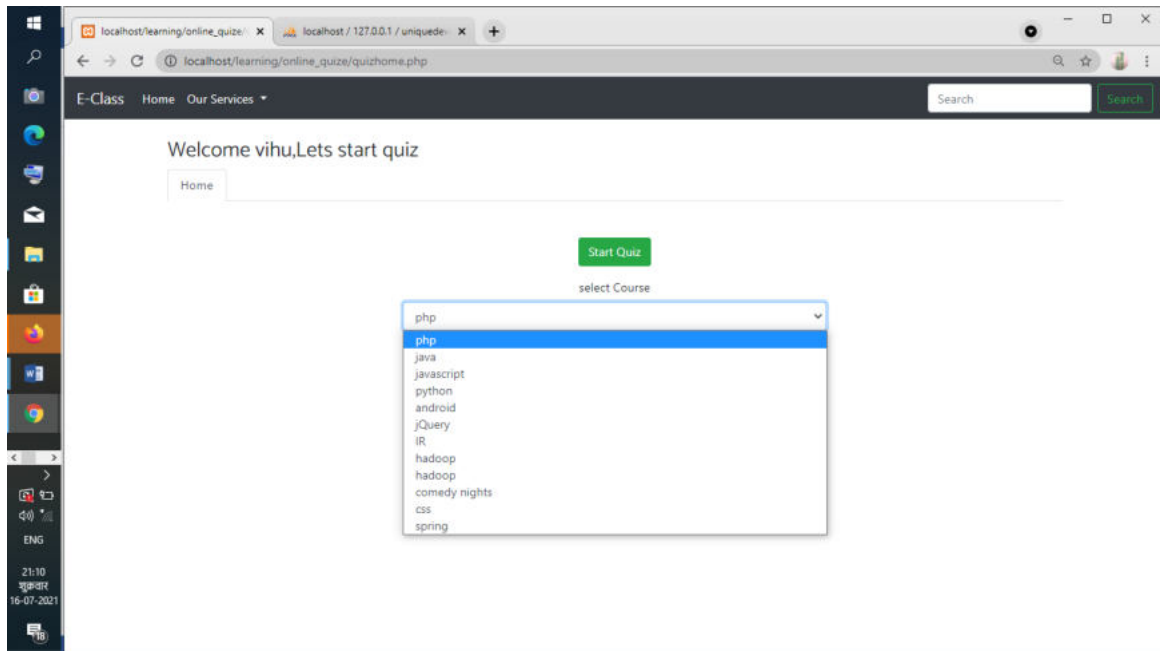
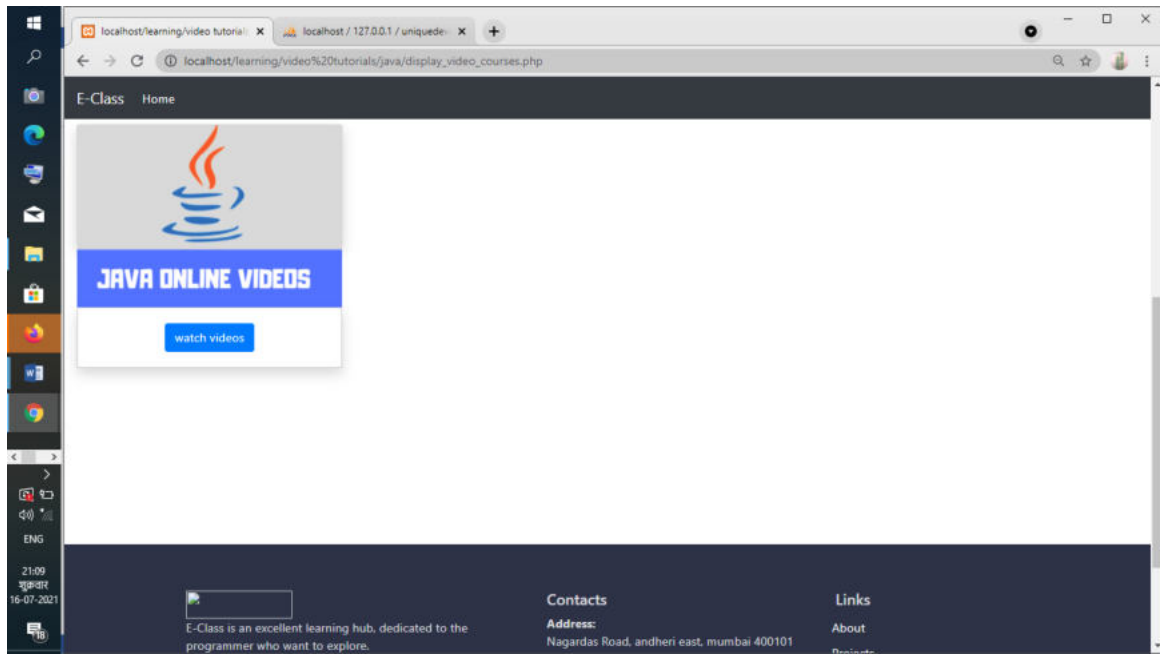
    public $host="localhost";
    public $username="root";
    public $pass="";
    public $db_name="uniquedeveloper";
    public $conn;
    public $videos_list;

    public function __construct()
    {
        $this->conn=new mysqli($this->host,$this->username,$this-
>pass,$this->db_name);
        if ($this->conn->connect_errno)
        {
            die("connection failed");
        }
    }

    public function display_videos()
    {
        $query="select * from video_info";
        $result=$this->conn->query($query);

        while($row=$result->fetch_array(MYSQLI_ASSOC))
        {
            $this->videos_list[]=$row;
        }
        return $this->videos_list;
    }
}

?>
```



Admin panel localhost / 127.0.0.1 / unique- localhost / learning / admin / admin_main.php

E-Class Home Search Logout

Welcome Admin

Manage Courses

Manage Quiz


Manage Videos

Manage Comments


Manage Users

Logout

DASHBOARD



MANAGE YOUR COURSE




MANAGE YOUR VIDEOS

No. Of Courses
3

No. Of Videos
1

List of users

id	Username	Password	email id
1	sunil yadav	1234	sam123.sj28@gmail.com
3	sunil	1234	sdjgsavj@gmail.com
8	deepak	5687	ndvkvjks
11	deepak y	258	lsnzbbv
12	deepa	520	sam8r7gnailvnmvngkif



localhost / learning / admin / mana localhost / 127.0.0.1 / unique- localhost / learning / admin / manage_courses / manage_courses.php

E-Class Home Search

Welcome Admin

Manage Courses

Manage Quiz

Manage Videos

Manage Comments

Manage Users

Logout

Home Manage Course

ADD UPDATE DELETE

ADD NEW COURSE

Course Name:

Course Description:

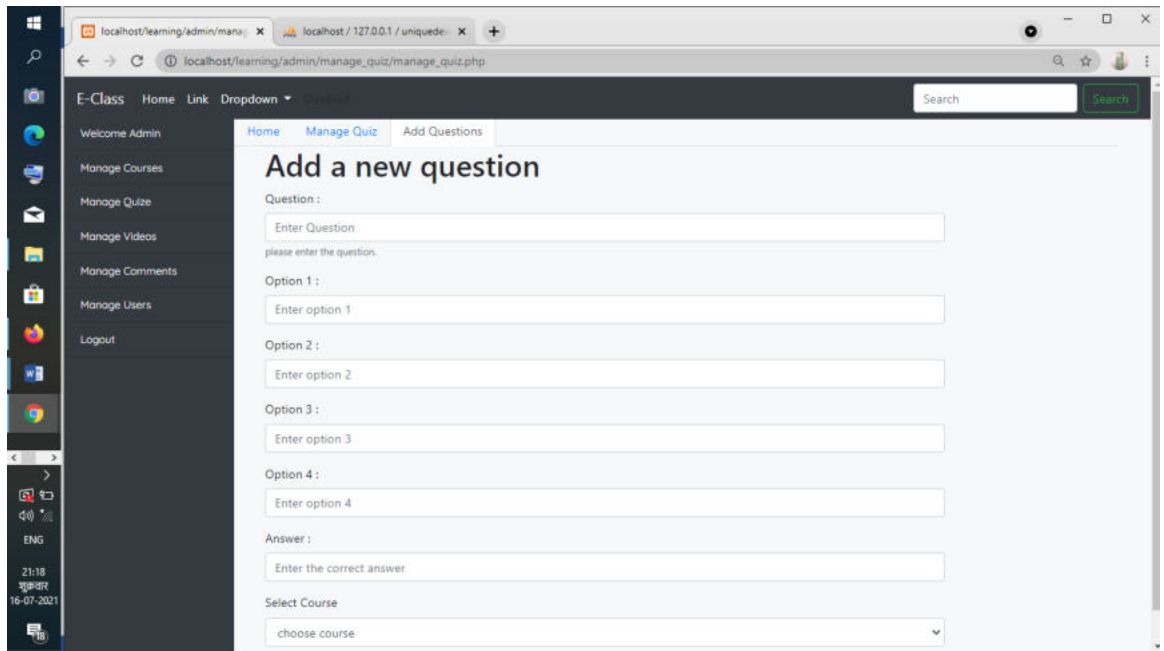
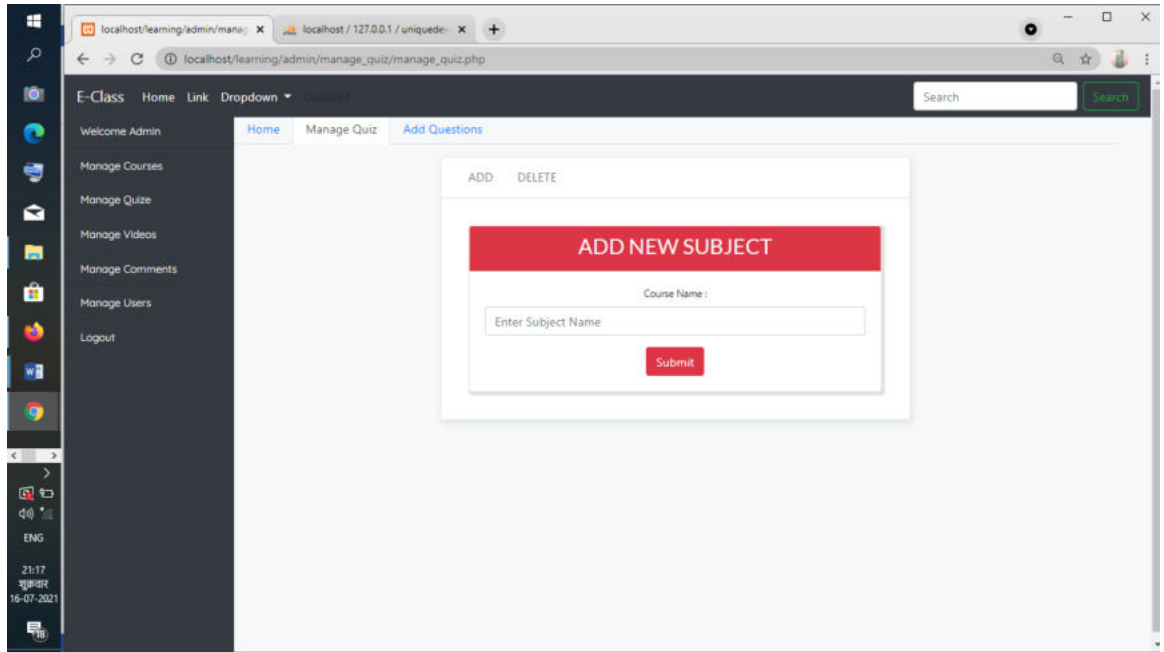
Course Image:

 No file chosen

The screenshot shows a web browser window with the address bar displaying `localhost/learning/admin/manage_courses/edit_topics.php?course_name=java`. The page title is "Manage Your Course". A sidebar on the left contains navigation links: Home, Welcome Admin, Manage Courses, Manage Quize, Manage Videos, Manage Comments, Manage Users, and Logout. A blue button labeled "Add a new topic" is at the top left. Below it is a table with the following data:

id	topic name	description	Update	Delete
1	JAVA_HOME	<code><h1 style="margin-left:200px"> Java Tutorial </h1></code>	Update	Delete
2	Java - Overview	<code><p>Java is - </p></code>	Update	Delete
33	Java - Environment Setup	<code><h1 style="margin-left:120px"> Java - Environment Setup </h1></code>	Update	Delete
34	Java - Basic Syntax	<code><h1 style="margin-left:80px"> Java - Basic Syntax </h1></code>	Update	Delete
35	Java - Object and Classes	<code><h1 style="margin-left:80px"> Java - Object and Classes </code>	Update	Delete

The screenshot shows a web browser window with the address bar displaying `localhost/learning/admin/manage_courses/add_new_topic.php?course_name=java`. The page title is "Add a new topic". The sidebar is identical to the first screenshot. The page contains two text input fields: "Enter course name:" with the value "java" and "Enter topic name:". Below these is a rich text editor with a toolbar containing icons for Source, Bold, Italic, Underline, Text Color, Background Color, Bulleted List, Numbered List, Indent, Outdent, Undo, Redo, Link, Unlink, Image, Video, Table, Horizontal Line, and Help. The editor has a "Styles" dropdown and a "Format" dropdown. At the bottom left of the editor is a green "submit" button.



localhost / 127.0.0.1 / unquede- x

localhost/phpmyadmin/index.php?route=/database/structure&server=1&db=uniquedeveloper

Server: 127.0.0.1 Database: unquedevelopers

Structure SQL Search Query Export Import Operations Privileges Routines Events Triggers Tracking

Filters

Containing the word:

Table	Action	Rows	Type	Collation	Size	Overhead
answers	Browse Structure Search Insert Empty Drop	20	InnoDB	latin1_swedish_ci	16.0 KIB	-
category	Browse Structure Search Insert Empty Drop	12	InnoDB	latin1_swedish_ci	16.0 KIB	-
commentsection	Browse Structure Search Insert Empty Drop	2	InnoDB	latin1_swedish_ci	16.0 KIB	-
courses	Browse Structure Search Insert Empty Drop	24	InnoDB	latin1_swedish_ci	280.0 KIB	-
faq	Browse Structure Search Insert Empty Drop	3	InnoDB	latin1_swedish_ci	16.0 KIB	-
image	Browse Structure Search Insert Empty Drop	3	InnoDB	latin1_swedish_ci	16.0 KIB	-
login	Browse Structure Search Insert Empty Drop	21	InnoDB	latin1_swedish_ci	16.0 KIB	-
mytable	Browse Structure Search Insert Empty Drop	2	InnoDB	latin1_swedish_ci	16.0 KIB	-
programming_languages	Browse Structure Search Insert Empty Drop	3	InnoDB	latin1_swedish_ci	16.0 KIB	-
questions	Browse Structure Search Insert Empty Drop	5	InnoDB	latin1_swedish_ci	16.0 KIB	-
question_test	Browse Structure Search Insert Empty Drop	9	InnoDB	latin1_swedish_ci	16.0 KIB	-
user	Browse Structure Search Insert Empty Drop	35	InnoDB	latin1_swedish_ci	16.0 KIB	-
users	Browse Structure Search Insert Empty Drop	7	InnoDB	latin1_swedish_ci	16.0 KIB	-
videos	Browse Structure Search Insert Empty Drop	4	InnoDB	latin1_swedish_ci	16.0 KIB	-
videos_demo	Browse Structure Search Insert Empty Drop	0	InnoDB	latin1_swedish_ci	16.0 KIB	-
video_info	Browse Structure Search Insert Empty Drop	1	InnoDB	latin1_swedish_ci	16.0 KIB	-
16 tables	Sum	151	InnoDB	utf8mb4_general_ci	448.0 KIB	0 B

Check all With selected

Console Data dictionary

localhost / 127.0.0.1 / unquede- x

localhost/phpmyadmin/index.php?route=/sql&server=1&db=uniquedeveloper&table=answers&pos=0

Server: 127.0.0.1 Database: unquedevelopers Table: answers

Browse Structure SQL Search Insert Export Import Privileges Operations Tracking Triggers

Showing rows 0 - 19 (20 total, Query took 0.0017 seconds)

SELECT * FROM `answers`

Profiling [Edit inline] [Edit] [Explain SQL] [Create PHP code] [Refresh]

Show all Number of rows: 25 Filter rows: Search this table Sort by key: None

Options

	aid	answer	ans_id	course_name
<input type="checkbox"/>	1	Home Tool Markup Language	1	html
<input type="checkbox"/>	2	Hyperlinks and Text Markup Language	1	html
<input type="checkbox"/>	3	Hyper Text Markup Language	1	html
<input type="checkbox"/>	4	Hyper Train Markup Language	1	html
<input type="checkbox"/>	5	Mozilla	2	html
<input type="checkbox"/>	6	Google	2	html
<input type="checkbox"/>	7	Microsoft	2	html
<input type="checkbox"/>	8	W3C	2	html
<input type="checkbox"/>	9	<-head>	3	html
<input type="checkbox"/>	10	<-heading>	3	html
<input type="checkbox"/>	11	<-p>	3	html
<input type="checkbox"/>	12	<-h1>	3	html
<input type="checkbox"/>	13	<-p>	4	html
<input type="checkbox"/>	14	<-br>	4	html
<input type="checkbox"/>	15	<-break>	4	html
<input type="checkbox"/>	16	<-b1c>	4	html
<input type="checkbox"/>	17	programming language	5	java
<input type="checkbox"/>	18	web development language	5	java

Console

localhost/phpmyadmin/index.php?route=/sql&server=1&db=uniquedeveloper&table=category&pos=0

Database: uniquedeveloper Table: category

Showing rows 0 - 11 (12 total, Query took 0.0017 seconds)

```
SELECT * FROM `category`
```

Number of rows: 25 Filter rows: Search this table Sort by key: None

	id	cat_name
<input type="checkbox"/>	1	php
<input type="checkbox"/>	2	java
<input type="checkbox"/>	3	javascript
<input type="checkbox"/>	4	python
<input type="checkbox"/>	5	android
<input type="checkbox"/>	6	jQuery
<input type="checkbox"/>	8	IR
<input type="checkbox"/>	9	hadoop
<input type="checkbox"/>	10	hadoop
<input type="checkbox"/>	11	comedy nights
<input type="checkbox"/>	12	css
<input type="checkbox"/>	13	spring

Check all With selected Edit Copy Delete Export

Number of rows: 25 Filter rows: Search this table Sort by key: None

localhost/phpmyadmin/index.php?route=/sql&server=1&db=uniquedeveloper&table=commentsection&pos=0

Database: uniquedeveloper Table: commentsection

Showing rows 0 - 1 (2 total, Query took 0.0017 seconds)

```
SELECT * FROM `commentsection`
```

Number of rows: 25 Filter rows: Search this table Sort by key: None

	cid	uid	date	message	video_id	video_path
<input type="checkbox"/>	153	suni yadav	2019-04-15 19:05:17	5	50	comedy knights
<input type="checkbox"/>	155	suni	2021-03-13 15:50:57	very helpful	51	

Check all With selected Edit Copy Delete Export

Number of rows: 25 Filter rows: Search this table Sort by key: None

Query results operations

Print Copy to clipboard Export Display chart Create view

Bookmark this SQL query

Label: Let every user access this bookmark

Bookmark this SQL query

localhost/phpmyadmin/index.php?route=/sql&server=1&db=uniquedeveloper&table=courses&pos=0

Database: uniquedeveloper Table: courses

Options	id	topic_name	description	course_name
Edit Copy Delete	1	JAVA_HOME	-h1 style="margin-left:200px"><span style="color #...	java
Edit Copy Delete	2	Java - Overview	-h1 style="margin-left:160px"><span style="color #...	java
Edit Copy Delete	33	Java - Environment Setup	-h1 style="margin-left:120px"><span style="font-si...	java
Edit Copy Delete	34	Java - Basic Syntax	-h1 style="margin-left:80px"><span style="color #3...	java
Edit Copy Delete	35	Java - Object and Classes	-h1 style="margin-left:80px"><span style="color #3...	java
Edit Copy Delete	36	Java - Constructors	<p style="margin-left:120px"><span style="color #3...	java
Edit Copy Delete	37	Java - Basic Datatypes	<p style="margin-left:120px"><span style="color #3...	java
Edit Copy Delete	38	Java - Variable Types	-h1 style="margin-left:120px"><span style="color #...	java
Edit Copy Delete	39	Java - Modifier Types	-h1 style="margin-left:120px"><span style="color #...	java
Edit Copy Delete	40	Java - Basic Operators	-h1 style="margin-left:120px"><span style="font-si...	java
Edit Copy Delete	41	Java - Loop Control	-h1 style="margin-left:120px"><span style="color #...	java
Edit Copy Delete	42	Java - Decision Making	-h1 style="margin-left:120px"><span style="color #...	java
Edit Copy Delete	43	Java - Numbers Class	-h1 style="margin-left:120px"><span style="color #...	java
Edit Copy Delete	44	Python - Tutorial	-h1 style="margin-left:160px"><span style="color #...	PYTHON
Edit Copy Delete	45	Python - Overview	<p style="margin-left:160px"><span style="color #3...	PYTHON
Edit Copy Delete	46	Python - Environment Setup	<p style="margin-left:120px"><span style="color #3...	PYTHON
Edit Copy Delete	47	Python - Basic Syntax	-h1 style="margin-left:120px"><span style="color #...	PYTHON
Edit Copy Delete	48	Python - Variable Types	-h1 style="margin-left:120px"><span style="color #...	PYTHON
Edit Copy Delete	49	Python - Basic Operators	-h1 style="margin-left:120px"><span style="font-si...	PYTHON
Edit Copy Delete	51	C-Variable	<p>variab e</p>	C
Edit Copy Delete	52	android-variable	<p>android variables are statically typed</p>	Android
Edit Copy Delete	53	java-static	<p>sd</p>	java
Edit Copy Delete	54	CSS Variable	<p>CSS Variabel demo </p>	CSS
Edit Copy Delete	55	CSS style tag	<p>it is a description</p>	CSS

localhost/phpmyadmin/index.php?route=/sql&server=1&db=uniquedeveloper&table=faq&pos=0

Database: uniquedeveloper Table: faq

Showing rows 0 - 2 (3 total, Query took 0.0014 seconds.)

```
SELECT * FROM `faq`
```

Protting [Edit mine] [Edit] [Explain SQL] [Create PHP code] [Refresh]

Show all | Number of rows: 25 | Filter rows: Search this table | Sort by key: None

Options	id	faq_title	faq_description
Edit Copy Delete	1	what is your website is about ?	this website is a free TV shows rating website
Edit Copy Delete	2	How to rate the videos ?	Go to view videos section and select your favourit...
Edit Copy Delete	3	how to log in ?	goto bingflix.com/login and from there you can lo...

Check all | With selected: [Edit](#) [Copy](#) [Delete](#) [Export](#)

Show all | Number of rows: 25 | Filter rows: Search this table | Sort by key: None

Query results operations

[Print](#) [Copy to clipboard](#) [Export](#) [Display chart](#) [Create view](#)

Bookmark this SQL query

Label: Let every user access this bookmark

[Bookmark this SQL query](#)

Showing rows 0 - 2 (3 total, Query took 0.0014 seconds)

```
SELECT * FROM `faq`
```

id	faq_title	faq_description
1	what is your website is about ?	this website is a free TV shows rating website
2	How to take the videos ?	Go to view videos section and select your favourit...
3	how to log in ?	goto bingefix.com/login and from there you can lo...

Showing rows 0 - 1 (2 total, Query took 0.0009 seconds)

```
SELECT * FROM `mytable`
```

id	video_path	video_name	img
1	path1	myvideo	httpvideo
2	path2	myvideo2	httpvideo2

localhost / 127.0.0.1 / unique-developer

localhost/phpmyadmin/index.php?route=/sql&server=1&db=unique-developer&table=programming_languages&pos=0

Database: unique-developer Table: programming_languages

Showing rows 0 - 2 (3 total. Query took 0.0012 seconds)

```
SELECT * FROM `programming_languages`
```

Number of rows: 25 Filter rows: Search this table Sort by key: None

Options	id	language_name	language_image	language_description
<input type="checkbox"/> Edit <input type="checkbox"/> Copy <input type="checkbox"/> Delete	0	java	uploadimg/JAVA.png	
<input type="checkbox"/> Edit <input type="checkbox"/> Copy <input type="checkbox"/> Delete	3	Android	uploadimg/ANDROID.png	its an android course
<input type="checkbox"/> Edit <input type="checkbox"/> Copy <input type="checkbox"/> Delete	9	python	uploadimg/PYTHON.png	

Number of rows: 25 Filter rows: Search this table Sort by key: None

Query results operations: Print, Copy to clipboard, Export, Display chart, Create view

Bookmark this SQL query

Label: Let every user access this bookmark

Bookmark this SQL query

localhost / 127.0.0.1 / unique-developer

localhost/phpmyadmin/index.php?route=/sql&server=1&db=unique-developer&table=questions&pos=0

Database: unique-developer Table: questions

Showing rows 0 - 4 (5 total. Query took 0.0010 seconds)

```
SELECT * FROM `questions`
```

Number of rows: 25 Filter rows: Search this table Sort by key: None

Options	qid	question	ans_id	course_name
<input type="checkbox"/> Edit <input type="checkbox"/> Copy <input type="checkbox"/> Delete	1	what does html stands for	1	html
<input type="checkbox"/> Edit <input type="checkbox"/> Copy <input type="checkbox"/> Delete	2	Who is making the Web standards?	5	html
<input type="checkbox"/> Edit <input type="checkbox"/> Copy <input type="checkbox"/> Delete	3	Choose the correct HTML element for the largest h...	9	html
<input type="checkbox"/> Edit <input type="checkbox"/> Copy <input type="checkbox"/> Delete	4	What is the correct HTML element for inserting a l...	13	html
<input type="checkbox"/> Edit <input type="checkbox"/> Copy <input type="checkbox"/> Delete	5	what is java ?	17	java

Number of rows: 25 Filter rows: Search this table Sort by key: None

Query results operations: Print, Copy to clipboard, Export, Display chart, Create view

Bookmark this SQL query

Label: Let every user access this bookmark

Bookmark this SQL query

localhost / 127.0.0.1 / unquede- x

localhost/phpmyadmin/index.php?route=/sql&server=1&db=uniquedeveloper&table=question_test&pos=0

Database: uniquedevelopes Table: question_test

Showing rows 0 - 8 (9 total. Query took 0.0015 seconds)

```
SELECT * FROM `question_test`
```

Number of rows: 25 Filter rows: Search this table Sort by key: None

	id	question	opt1	opt2	opt3	opt4	answer	course_id
<input type="checkbox"/>	1	What does PHP stand for?	PHP: Hypertext Preprocessor	Private Home Page	Personal Hypertext Processor	I dont know	0	1
<input type="checkbox"/>	2	How do you write "Hello World" in PHP	Document Write("Hello World")	echo "Hello World"	"Hello World"	I dont know	1	1
<input type="checkbox"/>	14	what is haddop	I dont know	whatever	bigdata solution	bigdata	2	9
<input type="checkbox"/>	15	The practice of creating objects based on predefin...	class creation	object creation	object instantiation	class instantiation	3	1
<input type="checkbox"/>	19						0	0
<input type="checkbox"/>	20	question 1	option 1	option 2	option 3	option 4	1	13
<input type="checkbox"/>	21						0	0
<input type="checkbox"/>	22	question 1	option 1	option 2	option 3	option 4	1	14
<input type="checkbox"/>	23						0	0

Query results operations

localhost / 127.0.0.1 / unquede- x

localhost/phpmyadmin/index.php?route=/sql&server=1&db=uniquedeveloper&table=videos&pos=0

Database: uniquedevelopes Table: videos

Showing rows 0 - 3 (4 total. Query took 0.0009 seconds)

```
SELECT * FROM `videos`
```

Number of rows: 25 Filter rows: Search this table Sort by key: None

	video_id	video_path	video_name	course_name	video_image
<input type="checkbox"/>	51	https://www.youtube.com/embed/L0KnE2ovc	How to download jcalendar in Netbeans Hindi	java	././uploadimg/4.png
<input type="checkbox"/>	52	https://www.youtube.com/embed/QmKmi4RQg	How to download jcalendar in Netbeans Hindi	java	././uploadimg/v.png
<input type="checkbox"/>	54	https://www.youtube.com/embed/9vi56zpr08	How to do this	java	././uploadimg/ANDROID.png
<input type="checkbox"/>	55	https://www.youtube.com/embed/VEQYRjhoRBY	this is a python video	python	././uploadimg/2.png

Bookmark this SQL query

Label: Let every user access this bookmark

Bookmark this SQL query

Screenshot of phpMyAdmin interface showing a query result for the 'video_info' table. The interface includes a sidebar with a database tree, a top navigation bar, and a main content area with a query editor and results table.

Database: unique-developer > Table: video_info

Showing rows 0 - 0 (1 total. Query took 0.0010 seconds)

```
SELECT * FROM `video_info`
```

Options: Show all | Number of rows: 25 | Filter rows: Search this table

	course_id	image	description	course_name
<input type="checkbox"/>	20	./uploadimg/java_online.png	its a complete java tutorial	java

Query results operations: Check all | With selected: Edit | Copy | Delete | Export

Bookmark this SQL query

Label: Let every user access this bookmark

Bookmark this SQL query

Console

- **Testing and validation checks**

Software Test Techniques are widely used in finance, space science, defence industry and insurance sectors. Software test techniques provide software usability, durability, optimum system performance and minimum cost. Different testing methods have been developed for E-learning Testing and Evaluation. In this study, we have developed an e-learning testing and evaluation system which is supported with software testing techniques. Validation and verification methods have been used for developing such a system. In e-learning testing, we have a checklist for page structure, question types and module transition standards. Then we validate these standards. White-box testing will be used for internal structure of the E-Learning System. Classes, functions and procedures will have been prepared for White-Box Testing. Unit testing is a procedure used to validate that individual units of source code are working properly. Overall system performance is generally assessed in terms of response time and throughput rates under differing processing and configuration conditions. E-learning system performance is measured by computing e-learning page response time and data load time. Our system is developed for measuring e-learning page load time, response time, and average waiting time. We propose an E-learning system with test driven development. Results show that test techniques should be used for development of e-learning applications.

- **System security measures**

The security of Information Systems is a major challenge for all organizations today. Prevention of unauthorized access is now being taken up more seriously to make information secure from intrusion and illegal leaks [1]. Once E-Learning is started the next step is m-Learning. Easy access to mobile devices provides a good opportunity for learning not dependent on place and time. This makes E-Learning a very important gadget in future learning trends [2]. The M-Learning is based on three constraints; attitude towards mobile courses, performance of learners and their satisfaction. Here it is very clearly found that it is extremely significant, if one has M-Learning alternative for E-Learning courses, almost eighty five percent of respondents say that they would prefer mobile devices in place of desktop E-Learning courses [3]. With the growth and expansion of E-Learning at a very fast pace, the number of E-Learning users to have increased. This has led to more and more use of Internet or rather dependency on Internet usage has increased. But, we know that Internet is insecure and illegal activities are on the rise with the passage of each day. Hence, to ensure the integrity and availability of E-Learning material, counter measures have to be provided. As such, Information Security Management is very much becoming the most essential requirement for ensuring the security of E-Learning environment [4]. The educational system conceptualized

- **Implementation, evaluation and maintenance**

Implementation is a process of ensuring that the information system is operational. It involves –

- Constructing a new system from scratch
- Constructing a new system from the existing one.

Implementation allows the users to take over its operation for use and evaluation. It involves training the users to handle the system and plan for a smooth conversion.

Training

The personnel in the system must know in detail what their roles will be, how they can use the system, and what the system will or will not do. The success or failure of well-designed and technically elegant systems can depend on the way they are operated and used.

Training Systems Operators

Systems operators must be trained properly such that they can handle all possible operations, both routine and extraordinary. The operators should be trained in what common malfunctions may occur, how to recognize them, and what steps to take when they come.

Training involves creating troubleshooting lists to identify possible problems and remedies for them, as well as the names and telephone numbers of individuals to contact when unexpected or unusual problems arise.

Future scope

The various things can be made it simple and user friendly. As by increasing some of the coding we can improve it functioning online payment system is yet not integrated to the system which can be featured in the near future till now it does not have the facility of back up the database by as the next advancement we can make it able to bundle the backup facility so that one can perform operation based on previous records.

As the technologies emerges, it is possible to upgrade the system ad can be adaptable to desired environment Based on the future security issued security can be improved using emerging technologies

Conclusion

The online learning system has been computed successfully and was also tested successfully by taking it is user friendly and has required option which can be utilized by the user to perform the desired operation

The software is developed using HTML, CSS, and JS as front end and PHP, MYSQL as back end in windows environment.

The goals that are archived by the software are:

- Simplification of the operation
- Less processing time and getting required information
- User friendly
- Portable and flexible for further enhancement.

Any system, which has been in use for a number of years, gradually, decays and become less effective because of the change in environment to which one has to adapt for a time it is possible to overcome problems by amendments and minor notification to acknowledgement the need of fundamental changes computerization was proposed as a solution to the problem of being outdated with the fast present technologies in this project our was to provide online registration.