

**A
PROJECT
ON
“HOLIDAY TOURS”**

Submitted to

**G. S. COLLEGE OF COMMERCE & ECONOMICS, NAGPUR
(AUTONOMOUS)**

In the Partial Fulfillment of

B.Com. (Computer Application) Final Year

Submitted by

Mohini Godhane

Raunak Mundada

Under the Guidance of

Pravin J. Yadao



**G. S. COLLEGE OF COMMERCE & ECONOMICS, NAGPUR
(AUTONOMOUS)**

2020-2021

G. S. COLLEGE OF COMMERCE & ECONOMICS, NAGPUR

(AUTONOMOUS)

(2020 - 2021)

This is to certify that Mr. Raunak Mundada & Miss. Mohini Godhane has completed their project on the topic of Holiday Tours prescribed by G. S. College of Commerce & Economics, Nagpur (Autonomous) for B.Com. (Computer Application)–Semester-VI.

Date:

Place: Nagpur

Pravin J. Yadao

Project Guide

External Examiner

Internal Examiner

ACKNOWLEDGEMENT

We take this opportunity to express our deep gratitude and whole hearted thanks to project guide Prof.Pravin Yadao, Coordinator for his guidance throughout this work. We are very much thankful to him for his constant encouragement, support and kindness.

We are also grateful to our teachers Prof. Rahul Tiwari, Prof. Sushma Gawande, Prof. Preeti Rangari, Prof. Prajkta Deshpande and Prof. Haresh Naringe for their encouragement, help and support from time to time.

We also wish to express our sincere thanks to Principal Dr.N.Y. Khandait for providing us wide range of opportunities, facilities and inspiration to gather professional knowledge and material without which this project could not have been completed.

**Mohini Godhane
Raunak Mundada**

Student Names& Signature

Date:

Place: Nagpur

DECLARATION

We(Mohini Godhane & Raunak Mundada) hereby honestly declare that the work entitled “HOLIDAY TOURS” submitted by us at G.S. College of Commerce & Economics, Nagpur (Autonomous) in partial fulfillment of requirement for the award of B.Com. (Computer Application)degree by Rashtrasant Tukadoji Maharaj, Nagpur University, Nagpur has not been submitted elsewhere for the award of any degree, during the academic session 2020-2021.

The project has been developed and completed by us independently under the supervision of the subject teacher and project guide.

Mohini Godhane

Raunak Mundada

Student Name & Signature

Date:

Place: Nagpur

A
PROJECT SYNOPSIS
ON
“HOLIDAY TOURS”

Submitted to
G. S. COLLEGE OF COMMERCE & ECONOMICS, NAGPUR
AUTONOMOUS
In the Partial Fulfillment of
B.Com. (Computer Application) Final Year

Synopsis Submitted by
Mohini Godhane
Raunak Mundada

Under the Guidance of
Pravin J. Yadao



G. S. COLLEGE OF COMMERCE & ECONOMICS, NAGPUR
AUTONOMOUS
2020-2021

1.Introduction: (Write 4 to 5 lines)

Now a day's everyone wants to go for long vacation but due to extremely busy life's one could not get time to plan long vacations but planning something short is always a good idea just to explore the culture of India. **Holiday Tours** provides information about places to explore in vidarbha.

Vidarbha 31.6% of the total area and holds 21.3% of the total population of Maharashtra.It borders the state of Madhya Pradesh to the north, Chhattisgarh to the east, Telangana to the south and Marathwada and Khandesh regions of Maharashtra

to the west. Situated in central India. The largest city in Vidarbha is Nagpur followed by Amravati. A majority of Vidarbhians speak Varhadi and Zadi dialects of Marathi.

2. Objectives of the project: (Write only 5 points)

The basic objective of this project is to develop an website with following features, namely: tourist places, visiting hours, contact information, etc..

The main objective to create this website is to help the users to collect the information about the tourist place in vidarbha and best possible way to reach the destination via train or bus availability.

3. Project Category: website

4. Tools/ Platform/ Languages to be used: HTML,CSS

5. Scope of future application: (Write 4 to 5 points)


- We will try to cover more area in future.
- Good user interface .
- Easy to use.
- Easy to understand by the user.
- Satisfy the user requirements.

Submitted by,
Mohini Godhane
Raunak Mundada

Approved by,
prof. Pravin Yadao
Project Guide

INDEX

SR. NO.	PARTICULARS	PAGE NO.	REMARKS	SIGNATURE
1.	INTRODUCTION	1-3		
2.	OBJECTIVES	4-6		
3.	PRELIMINARY SYSTEM ANALYSIS	7		
	3.1 IDENTIFICATION OF NEED	8		
	3.2 PRELIMINARY INVESTIGATION	9		
	3.3 FEASIBILITY STUDY	10		
	3.4 NEED FOR NEW SYSTEM	11-2		
4.	PROJECT CATEGORY	13-14		
	4.1 LANGUAGE USED	15-20		
5.	HARDWARE & SOFTWARE REQUIREMENT SPECIFICATION	21		
6.	SYSTEM DESIGN			
	6.1 SOURCE CODE	22-47		
	6.2 INPUT AND OUTPUT SCREEN	48-57		
7.	IMPLEMENTATION, EVALUATION AND MAINTENANCE	58-62		
8.	FUTURE SCOPE OF THE PROJECT	63-64		
9.	CONCLUSION	65		
	BIBLIOGRAPHY	66		



INTRODUCTION

Most of the people in this world like to travel from one place to another no matter whether it is a small or large distance. This website will help in accessing the information related to the travel to the particular destination with great ease. The users can track the information related to their tours with great ease through h this website.

This project is a website which gives a proper knowledge about places in vidarbha whether we can visit and plan for get way weekend.

In this word every person want to spent their free times or weekends with their family and know better about them. Tours and trips are the best way to knowing each other and spending lovely time with family or friends. Every person want the getaway weekends short trip near city and places to explore in city. This website give proper information and guide about places.

This website contain different webpage link like Hotel Website, Bus Booking Website, Google Map and much more. These website is developed under HTML,CSS.

Holiday Tours is the legal website from where the people can get information of places where people want to travel. Website also have Query form that connect to the Google form so any one have query they will contact us directly.

The modules that can be included in the website are as follows:

- Administrator module: The administrator can add, delete, modify and view the data related to places, travels, routes, restaurants etc.
- Travels module: This module will give information related to the travel agencies that are present in different parts of the country.
- Routes module: This module will give information related to the routes from the source to the destination.
- Reservations module: This module will give the information related to the tickets that can be booked or reserved to reach the destination.
- Testimonial and query module: This module can post their opinions, queries, questions feedback or suggestions related to the website.

Responsive Travel Agency Site is created using HTML, CSS. This travel site is quite easy and simple to use and understand. Here, you can check the tourist places and can manage more activity.

OBJECTIVE

1. **Provide Platform:-** we provide platform to a family who wants to spend some time with those family which is given visiting hours, contact information etc.
2. **Quick Access:-**The user can easily access the information because all things are provided. The user will get all information at one place, we also provide the information about different places for holidays.
3. **Easy To Use:-**Our website has the information in such manner that it is easy to gather information from our site and increase the interest. This is friendly designed website and changes will be done as per user requirement.
4. **Improvement:-** Improve customer supports through better service and as per user requirements. The improvement is done by the website holder as it will require or it can be updated.
5. **Increase Knowledge:-** In this site information of holiday tour are provided which support to increase knowledge of people and improve user interest with some visualization pictures.
6. **Grown Interest:-**Website helps to plan even small tours with help of available information.
7. **Time Saving:-** user can easily save the time to searching places for holiday tour. In this site they can get all information of tourist place in vidarbha.

- 8. Giving Proper Information:-**The first objective of this project is giving proper information about tourist places in vidarbha region in Maharashtra. So anyone visit easily explore some places.
- 9. Spending time with family:-**In this busy world every person want to travel with family and spend some time with them. This project help them to plan short trips or suggest places near city or in the city that they can visit easily and create some memories with their family.
- 10.Increase tourist in that area:-**Website helps to attract tourist at that places. Tourist can take all the necessary information from this site and visit and explore that place.
- 11.Increase in Employments:-**If tourist visit in that area so government will plan to develop that area and it create employment for various reason.

PRELIMINARY SYSTEM ANALYSIS

IDENTIFICATION OF NEED

An information website is a website that deals specifically with information. Many information websites are designed to post information of tourist places in different regions of Vidarbha. Tourist places differentiated by the distance needs to travel, places to visit, hotels available for stay and transportation facility available to reach the destination. Our information sites offer information reviews, visiting places and transportation and describe different information descriptions of websites. Through a information website a prospective student or information search can locate and fill out with a information or submit information over the Internet for the information. Taking out some time from busy life and exploring new area gives freshness to mind and also helps to keeps good health. Today, more and more users use the internet to search for the information, products or services they need. Business will gain credibility by having a website increasing visibility is one major factor that makes having a website important.

Having a website and online presence strategy allows you to market your way to find information from online. The success of website in bridging the gap between information finder and information has spawned thousands of information sites.

PRELIMINARY INVESTIGATION

This website is very easy to handle and it saves user time as well as information provided is very valuable in today world. Therefore, each user can access or search this website very easily by using this computerized system. Coding of an HTML languages makes the website easy to handle for the user in computerized system. This website provides the information of tourist places and it's so easy to build and to add the information in this website. This website prefers user to handle it with friendly environment.

There is a list of places which is listed in the website and we have also provided the information about the hotels and travel friendly transports to rich the destination. There is some information of our website in the about us menu where we give the information about our vision and objective in it. This website is easy to handle and to find the information about holiday tours. This is a healthy website and designed with effective content and images in order to make it user friendly and attractive.

FEASIBILITY STUDY

This project is about providing information which is done online. The information processed here is handled by the system. This project will allow the user to find information and access the site freely without any interruption and without paying any charges. The person will be able to access the information without any account and registration and it will be easily accessible to the user. Here if the information would be qualified, it would be interacting with the system for the updates. This project plays a main role at the admin side for the updating process.

The tourist places information is the special feature of this website along with the information about the nearby places to stay and travelling facilities. This project is very easy to handle and saves time and it's very valuable in today's world. Therefore, each user can access or search this website very easily by using this computerized system. The coding of an HTML language makes the website easy to handle for the user in a computerized system. This website prefers the information adding, it is easy to build. This website allows users to access the website from any search engine. Here in this website we can learn the information in the format where it is specified. There is 'about us' form where we can give an information of our website in the 'about us' the information about our vision and objective in it. This website is easy to handle and to find the information. In this project there are pages divided and contained the page in it with linking with a horizontal menu bar which is linked with it.

NEED FOR NEW SYSTEM

The present System is full of burden and is hectic one as the user has to visit various websites to gain different information. In our system we have overcome this flaw of the present existing system by creating a website which is a compact and a complete website i.e. we have provided all information on a single platform. Currently these websites is too much interactive i.e. for searching the information the user has to change the platform many times but, in our system it provide complete information and history regarding the places to visit is available for visitors. The current system in use are only informative websites which make these websites very much boring as they do not include any pictures or any other attractive elements which makes the user attracted towards the website. Many of existing website does not provide us updated information about Vidarbha, but our website 'holiday tour' which is a dynamic part and helps the user to get access to information about the holiday places as well as other elements like hotels to stay and transportation facilities available to reach the destination. The current system has the information are places in scattered website in our system the information is present in a single website i.e. the present system is compact and the information we have provided is complete and true . In present system there are many websites are available for different information. It was very difficult to search the information or to know about the particular place but with the help of this website we can have all the information on single click. The present

system does not provide information about the developer team so that the user can contact them regarding the user but we have provide ways so that the user can contact the developers and personally get in touch with them regarding their doubts and queries.

PROJECT CATEGORY

HOLIDAY TOURS

Informational websites are those sites that are created in order to provide a customized and branded resource for potential and active customers, members, investors, and so forth. These websites are usually content and design-driven. A great informational website can act as an excellent sales and marketing tool.

Usability comes first in this case. Mobile compatibility, well planned, web design, and easy-to-scan content architecture, fast loading, simple yet effective navigation, pleasant color scheme are the main features of a winning website today.

Informational websites, as a style, can serve a host of purposes from personal use, to small businesses, to larger organizations because the main focus on these sites is the content. If you have a desire to establish a basic online presence and share your unique content, an informational website is probably best for you

An informational website might be the simplest of websites when it comes to functionality. These sites don't require complex functions, third-party integrations, or e-Commerce capabilities and therefore the focus is on the content itself and telling your

unique story. The overall goal of an informational website is to communicate the “who,” “what,” “how,” and “why” of an organization with their online audience.

Personal use websites

Simple Brochure websites

Small to Medium-sized business websites

Languages Used

HTML

HTML is known as Hypertext mark-up language which is "mark-up language" because It is used for designing different web pages and appearance. Due of HTML tags different special effects of text, picture, animation effect, color effect, text size and font styles can define to make more effective web page. To understand different web page construction strategies adopted for attractive web page representation, we can observe HTML code sources while browsing the web. Most of the web pages in different web sites are built up with HTML codes. HTML document consist of different instruction. Each construction is called as "Element". For building the web are used all HTML tags. It provides a means to create structured documents by using text such as heading, paragraphs, listetc.

TAGS IN HTML

1. **HTML TAG** - This is the first tag in every HTML document. This tag indicates that the content of the file is in the HTML language. The entire document is placed between the `<HTML>` and `</HTML>` start and end tags.
2. **HEAD TAG** - The `<HEAD>` element includes the information about the HTML documents. Information given within the `<HEAD>` is not displayed as part of the web page content.
3. **TITLE TAG** - The `<TITLE>` tag is used to specify the title of the HTML page. `<TITLE>` tag is always placed inside the `<head>` tag and it does not accept any attribute.
4. **BODY TAG** - The `<BODY>` element forms the main body of the HTML document. We can use the `<body>` tag to specify the background color and margins of the text in an HTML page.
5. **STYLE TAG** - Style sheets are an important component of HTML that make a web page dynamic.
6. **FONT TAG** - The `FONT` element uses the `...` tags to enclose and format selected text.
7. **LINEBREAK TAG** - The `
` tag breaks the line of text or graphic and simply jumps to the start of the next line. It does not affect the font or the

spacing of our document.

8. **PARAGRAPH TAG** - The paragraph `<P>` tag tells the browsers that, the text in us document constitute paragraph. The paragraph element is nested inside the `<Body>` element, the paragraph tag uses `<P>.....<P>` tags. The closing tag `</P>` is optional.

9. **ANCHOR TAG** - Anchor tag is used to create hyperlink by using `<A>....` tag. The `` tag is mainly used for creating links to other web pages or within the same web page.

CSS

CSS is an abbreviation for Cascading Style Sheets. Style sheets are simple text files(.css), composed of lines of code that tell browsers how to display an HTML page.

They give the designer more control over the appearance of a webpage by allowing to specifically defines styles for elements, such as fonts, on the page.

By using CSS one could separate HTML content from its appearance, distinguishing style from structure.

Using CSS

CSS can be added to HTML documents in 3 ways:

- Inline - by using the style attribute inside HTML elements
- Internal - by using a <style> element in the <head> section
- External - by using a <link> element to link to an external CSS file

Inline CSS

- An inline CSS is used to apply a unique style to a single HTML element.
- An inline CSS uses the style attribute of an HTML element.

Internal CSS

- An internal CSS is used to define a style for a single HTML page.
- An internal CSS is defined in the <head> section of an HTML page, within a <style> element.

External CSS

- An external style sheet is used to define the style for many HTML pages.
- To use an external style sheet, add a link to it in the <head> section of each HTML page:

TAGS IN CSS

CSS Colors

The CSS color property defines the text color to be used.

CSS Fonts

The CSS font-family property defines the font to be used.

CSS Sizes

The CSS font-size property defines the text size to be used.

CSS Border

The CSS border property defines a border around an HTML element.

CSS Padding

The CSS padding property defines a padding (space) between the text and the border.

CSS Margin

The CSS margin property defines a margin (space) outside the border.

CSS Text Color

The color property is used to set the color of the text. The color is specified by:

- a color name - like "red"
- a HEX value - like "#ff0000"
- an RGB value - like "rgb(255,0,0)"

PHP

PHP is a server scripting language, and a powerful tool for making dynamic and interactive Web pages.

PHP is a widely-used, free, and efficient alternative to competitors such as Microsoft's ASP.

PHP is an acronym for "PHP: Hypertext Preprocessor" PHP is a widely-used, open source scripting language.

PHP scripts are executed on the server. PHP is free to download and use.

PHP files can contain text, HTML, CSS, JavaScript, and PHP code.

PHP code is executed on the server, and the result is returned to the browser as plain HTML.

PHP files have extension "PHP"

PHP runs on various platforms (Windows, Linux, Unix, Mac OS X, etc.)

PHP is compatible with almost all servers used today (Apache, IIS, etc.)

PHP supports a wide range of databases

PHP is free. Download it from the official PHP resource: www.php.net

PHP is easy to learn and runs efficiently on the server side

HARDWARE, SOFTWARE REQUIREMENT

When we use the high-speed processor and more ram then machine will work properly and we easy to use or access our website. Software and hardware are most import part in the project that the project will be run easily.

HARDWARE

PROCESSORSPEED - 2.00 GHz

RAM - 6GB

HARD DISK – 1TB

SOFTWARE

Operating system- Windows 7, Windows 8, Windows 10

Notepad , Sublime Text 3(HTML)Internet Explorer/

Mozilla Firefox/Google Chrome

SYSTEM DESIGN

SOURCE CODE

WEBSITE

(HTML CODE)

Coding:

```
<!DOCTYPE html>
```

```
<html>
```

```
<head>
```

```
<meta charset="utf-8">
```

```
<title>Tours & Travels</title>
```

```
<link rel="stylesheet" type="text/css" href="css/style.css">
```

```
<link rel="stylesheet" type="text/css"
```

```
href="https://cdn.jsdelivr.net/npm/@fortawesome/fontawesome-  
free@5.15.3/css/fontawesome.min.css">
```

```
</head>
```

```
<body>
```

```
<div class="container">
```

```
<div class="main">
```

```
<nav>
```

```
<div class="logo">
```

```
<h1>HOLIDAY TOURS</h1>
```

```
</div>
```

```
<ul>
```

```
<li><a href="#">HOME</a></li>
```

```
<li><a href="#photos">PLACES</a></li>
```

```
<li><a href="https://www.oyorooms.com/?source=google&medium=cpc&device=c&campaign=13751442164&adgroup=132943581508&content=531312966446&keyword=oyo%20hotel&gclid=CjwKCAjwz_WGBhA1EiwAUAXIcfLaPKhM9qphZD5jt5y6YKkyqNjSwbvfueurQLkKcNd7wWm6ghpWrBoCFOwQAvD_BwE">HOTELS</a></li>
```

```
<li><a href="https://www.ixigo.com/">TICKETS</a></li>
```

```
<li><a href="#who-we-are">CONTACT</a></li>
```

```
</ul>
```

```
</nav>
```

```
</div>
```

```
</div>
```

```
<div class="slider">
```

```
<div class="title">
```

```
<h1>We Believe In Enjoying Life<br><span>Enjoy-Eat-Explore-  
Repeat</span></h1>
```

```
<p>Proper Planning of Your Holidays With Us.</p>
```

```
<!--<a href="#" class="btn">GET MORE</a>
```

```
<a href="#" class="btn">TOURS</a> -->
```

```
</div>
```

```
</div>
```

```
<div class="social-media">
```

```
<h2>Connect With Us </h2>
```

```
</div>
```

```
<div class="main">
```

```
<div class="flex-container">
```

```
<div class="flex-items">
```

```
<i class="fa fa-newspaper text-blue"></i>
```

```
<a href="https://www.w3schools.com/">
```

```
<h5>INSTAGRAM</h5>
```

```
<p></a></p>
```



```
</div>
```

```
<div class="flex-items">
```

```
<i class="fa fa-code text-blue"></i>
```

```
<h5>RaunakMundada</h5>
```

```
<p>connect With us </p>
```

```
</div>
```

```
<div class="flex-items">
```

```
<i class="fa fa-pinterest text-blue"></i>
```

```
<h5>instagram</h5>
```

```
<p>connect us </p>
```

```
</div>
```

```
<div class="flex-items">
```

```
<i class="fa fa-deaf text-blue"></i>
```

```
<h5>whats app</h5>
```

```
<p>connect With us </p>
```

```
</div>
```

```
</div>
```

```
<div class="flex-container">
```

```
<div class="flex-items2">
```

<h6>Easy Way To Plan A Trip</h6>

<h3>Perfect Place for Plan a Holidays</h3>

<p>Spend some good & quality time with your family by planing trip</p>

Go To Top

</div>

<div class="flex-items2">

<div class="zoom">

<imgsrc="img/planning.jpg">

</div>

<div class="title-line margin-top"></div>

<div class="para">

**<p class="margin-top-1"> The world is a book and those who do not travel
read only one page </p>**

</div>

</div>

<div class="flex-items2">

<div class="zoom">

<imgsrc="img/planning2.jpg">

</div>

```
<div class="title-line margin-top"></div>
```

```
<div class="para">
```

```
<p class="margin-top-1">uyrtebwyi</p>
```

```
</div>
```

```
</div>
```

```
</div>
```

```
</div>
```

```
</div>
```

```
<!-- Gallery Section -->
```

```
<section id="photos">
```

```
<div class="pics">
```

```
<h2>PLACES</h2>
```

```
</div>
```

```
<div class="col-2">
```

```
<imgsrc="img/N.jpg">
```

```
<div class="text-box">
```

```
<h4><a href="https://www.mahantr.com/">Nagzira Wildlife
```

```
Sanctuary</a></h4>
```

```
</div>
```

</div>

<div class="col-2">

<imgsrc="img/p.jpg">

<div class="text-box">

<h4>Pench Tiger

Reserve</h4>

</div>

</div>

<div class="col-2">

<imgsrc="img/D.jpg">

<div class="text-box">

<h4>Deeksha

Bhoomi</h4>

</div>

</div>

<div class="col-2">

<imgsrc="img/U.jpg">

<div class="text-box">

<h4><a href="https://en.wikipedia.org/wiki/Umred_Pauni_Karhandla_Wildli

fe_Sanctuary">Umred Karhandla Wildlife</h4>

</div>

</div>

<div class="col-2">

<imgsrc="img/G.jpg">

<div class="text-box">

<h4>Gorewada

Lake</h4>

</div>

</div>

<div class="col-2">

<imgsrc="img/K.jpg">

<div class="text-box">

<h4>Khindsilake

Lake</h4>

</div>

</div>

<div class="col-2">

<imgsrc="img/S.jpg">

```
<div class="text-box">
```

```
<h4><a href="https://www.baps.org/Global-Network/India/Nagpur/Mandir-Info.aspx">Swaminarayan Temple</a></h4>
```

```
</div>
```

```
</div>
```

```
<div class="col-2">
```

```
<imgsrc="img/T.jpg">
```

```
<div class="text-box">
```

```
<h4>Shree Ganesh Temple</h4>
```

```
</div>
```

```
</div>
```

```
<div class="col-2">
```

```
<imgsrc="img/dhapewada.jpg">
```

```
<div class="text-box">
```

```
<h4><ahref="http://wikiedit.org/India/Dhapewada/177024/">Dhapewada</a></h4>
```

```
</div>
```

```
</div>
```

```
<div class="col-2">
```

```
<imgsrc="img/tadoba.jpg">
```

```
<div class="text-box">
```

```
<h4>Tadoba Safari</h4>
```

```
</div>
```

```
</div>
```

```
<div class="col-2">
```

```
<imgsrc="img/R.jpg">
```

```
<div class="text-box">
```

```
<h4>Ram Dham</h4>
```

```
</div>
```

```
</div>
```

```
<div class="col-2">
```

```
<imgsrc="img/waki.jpg">
```

```
<div class="text-box">
```

```
<h4>Waki Wood</h4>
```

```
</div>
```

```
</div>
```

```
</section>
```

```
<!--<a href="#" class="read">Go To Top</a> -->
```

<!-- About Us Section -->

<section id="who-we-are">

<div class="main">

<div class="heading">

<h2>WHO WE ARE</h2>

<p> line97 html </p>

</div>

<div class="col-1">

<imgsrc="img/raunak.jpeg">

<div class="text-box">

<h4>RaunakMundada</h4>

<p>Studing in BCCA Final year at G>S.College Nagpur</p>

</div>

</div>

<div class="col-1">

<imgsrc="img/gs1.jpeg">

<div class="text-box">

<h4>G.S.College Nagpur</h4>

<p>G.S.College of Commerce & Economics Nagpur </p>

</div>

</div>

<div class="col-1">

<imgsrc="img/mohini.jpg">

<div class="text-box">

<h4>Mohini Godhane</h4>

<p>Studing in BCCA Final year at G>S.College Nagpur</p>

</div>

</div>

</div>

</section>

<div class="google-form">

<h3> Information

&QuerysContat Us With Google Form</h3>

</div>

</body>

</html>

WEBSITE

(CSS CODE)

Coding:

```
*{  
    margin: 0;  
    padding: 0;  
    box-sizing: border-box;  
    font-family: Cursive;  
}
```

.container

```
{  
    width: 100%;  
    height: auto;  
    background-color: #fff;  
}
```

.main

```
{  
    max-width: 1200px;  
    height: auto;  
    margin: 0 auto;  
}
```

Nav

```
{
```

```
width: 100%;
height: 100px;
background-color: #fff;
}

nav ul
{
float: right;
}

nav ul li
{
display: inline-block;
list-style-type: none;
}

nav ul li a
{
text-decoration: none;
color: #272727;
line-height: 100px;
padding: 5px 20px;
font-size: 13px;
letter-spacing: 0.5px;
border: solid transparent;
margin-top: 35px;
transition: 0.5s ease;
}

nav ul li a:hover
{
background-color: #000;
color: #01d727;
}
/*
.sub-menu-1
```

```
{  
    display: none;  
}  
  
.sub-menu-1  
{  
    display: block;  
    position: absolute;  
    background-color: #000;  
    margin-left: 15px;  
}  
nav ul li a:hover.sub-menu-1  
{  
    display: block;  
    margin: 10px;  
}  
*/  
  
.logo  
{  
    float: left;  
    line-height: 100px;  
}  
  
.slider  
{  
    width: 100%;  
    height: 450px;  
  
    /*background-image: url(../img/1.jpg);*/  
    background-color: #272727;  
    background-size: cover;  
    background-position: center;
```

```

    display: flex;
    align-items: center;
}

.slider .title
{
    width: 40%;
    height: auto;
    position: absolute;
    left: 16%;
}

.slider .title h1
{
    font-size: 40px;
    color: #fff;
    line-height: 45 px;
}

.slider .title h1 span
{
    color: #01d7a7;/*sky blue color*/
}

.slider .title p
{
    font-size: 18px;
    color: #fff;
    line-height: 1.5;
    margin-top: 15px;
    padding-right: 20px;
}

.slider .title .btn
{
    color: #fff;
    background-color: #01d727;/*greeb color button*/
    border-radius: 3px;
}

```

```
padding: 16px 26px;
text-align: center;
letter-spacing: 0.5px;
text-decoration: none;
margin-right: 10px;
line-height: 16px;
display: inline-block;
font-size: 18px;
margin-top: 15px;
transition: 0.3s all;
}

.slider .title .btn:hover
{
    background-color: #000;
}

.flex-container{
    margin-top: 80px;
    clear: both;
    flex-direction: left;
}

.main .flex-container .flex-items
{
    width: 250px;
    display: inline-block;
    text-align: center;
    margin-left: 35px;
}

.main .flex-container .flex-items h5
{
    font-size: 18px;
    letter-spacing: 0.5px;
    margin: 20px 0px;
}
```

```
.main .flex-container .flex-items p
{
    color: #727272;
}

.main .flex-container .flex-items .text-blue
{
    font-size: 40px;
    color: #3278fa!important;
}

.flex-items2
{
    width: 33.06%;
    height: auto;
    float: left;
    padding: 0 15px;
}

.flex-items2 h6
{
    letter-spacing: 2px;
    font-size: 16px;
    margin-bottom: 10px;
    color: #3278fa;
}

.flex-items2 h3
{
    color: #272727;
    font-size: 22px;
    line-height: 30px;
    letter-spacing: 0.3px;
    margin-bottom: 20px;
}
```

```
.flex-items2 .read  
{  
    color: #fff;  
    text-decoration: none;  
    font-size: 13px;  
    border: 1px solid #272727;  
    background-color: #272727;  
    padding: 7px 25px;  
    transition: 0.3s all;  
    border-radius: 20px;  
}
```

```
.flex-items2 p  
{  
    padding-bottom: 40px;  
    color: rgb(114, 114, 114);  
    margin: 0 0 10px;  
    font-size: 14px;  
    line-height: 23px;  
}
```

```
.flex-items2 .zoom img  
{  
    max-width: 100%;  
}
```

```
.title-line  
{  
    width: 30px;  
    border-bottom: 3px solid #3278fa;  
    text-align: center;  
}
```


.margin-top

```
{  
    float: left;  
    margin-top: 20px;  
    margin-left: 20px;  
}
```

.para

```
{  
    width: 80.33%;  
    padding-right: 20px;  
    padding-left: 20px;  
    float: right;  
    margin-top: 8px;  
}
```

.margin-top-1

```
{  
    float: left;  
    margin-top: 10px;  
    width: 100%;  
}
```

.social-media h2

```
{  
    margin-top: 15px;  
    font-size: 35px;  
    letter-spacing: 0.5px;  
    text-align: center;  
    color: #01d727;  
    background-color: #272727;  
    background-size: cover;  
    background-position: center;  
}
```

```
width: 100%;
}
#photos
{
width: 100%;
padding: 72px 0px 72px 0px;
/*background-image: url(..img/1.jpg);*/
background-color: #fff;
<background-size: cover;
clear: both;
float: left;
}
#photos .pics h2
{
font-size: 35px;
letter-spacing: 0.5px;
text-align: center;
color: #01d727;
background-color: #272727;
background-size: cover;
background-position: center;
width: 100%;
}
#photos .col-2
{
width: 33%;
float: left;
padding: 5px;
margin-top: 60px;
}
```

```
#photos .col-2 img
{
    width: 100%;
    display: block;
    margin: 0 auto;
}

#photos .col-2 .text-box
{
    padding: 5%;
    background-color: #272727;
    width: 100%;
    text-align: center;
    color: #01d727;
    height: 60px;
}

#photos .col-2 .text-box h4
{
    margin-bottom: 8px;
    text-transform: uppercase;
    font-size: 22px;
    line-height: 25px;
    letter-spacing: 0.5px;
}

#photos .col-2 .text-box p
{
    color: #272727;
    line-height: 23px;
    text-align: center;
}
```

```
margin: 0 0 10px;  
font-size: 14px;  
}
```

```
#photos .col-2 .text-box a  
{  
    color: #01d727;  
    text-decoration: none;  
}
```

```
#who-we-are  
{  
    width: 100%;  
    padding: 72px 0px 72px 0px;  
    /*background-image: url(..img/1.jpg);*/  
    background-color: #272727;  
    <background-size: cover;  
    clear: both;  
    float: left;  
}
```

```
#who-we-are .heading h2  
{  
    font-size: 35px;  
    line-height: 35px;  
    margin-bottom: 20px;  
    letter-spacing: 0.5px;  
    text-align: center;  
    color: #fff;  
}
```

```
#who-we-are .heading p  
{
```

```
width: 60%;  
margin: 0 auto;  
text-align: center;  
line-height: 25px;  
color: #fff;  
}  
  
#who-we-are .col-1  
{  
  
width: 33.33%;  
float: left;  
padding: 0 15px;  
margin-top: 60px;  
}  
  
#who-we-are .col-1 img  
{  
  
max-width: 100%;  
display: block;  
margin: 0 auto;  
}  
  
#who-we-are .col-1 .text-box  
{  
  
padding: 5%;  
background-color: #f3f3f3;  
width: 100%;  
text-align: center;  
}  
  
#who-we-are .col-1 .text-box h4  
{
```

```
margin-bottom: 9px;
text-transform: uppercase;
font-size: 22px;
line-height: 25px;
letter-spacing: 0.5px;
}
```

```
#who-we-are .col-1 .text-box p
{
    color: #727272;
    line-height: 23px;
    text-align: center;
    margin: 0 0 10px;
    font-size: 14px;
}
```

```
.google-form
{
    width: 100%;
    color:#01d727;
    text-align: center;
}
```

```
/* .google-form h3
{
    text-transform: uppercase;
    font-size: 22px;
    line-height: 25px;
    letter-spacing: 0.5px;
}*/
```

```
.google-form h3
{
```

```
margin-top: 100px;  
font-size: 35px;  
letter-spacing: 0.5px;  
text-align: center;  
background-position: center;  
width: 100%;
```

```
}
```

```
.google-form a
```

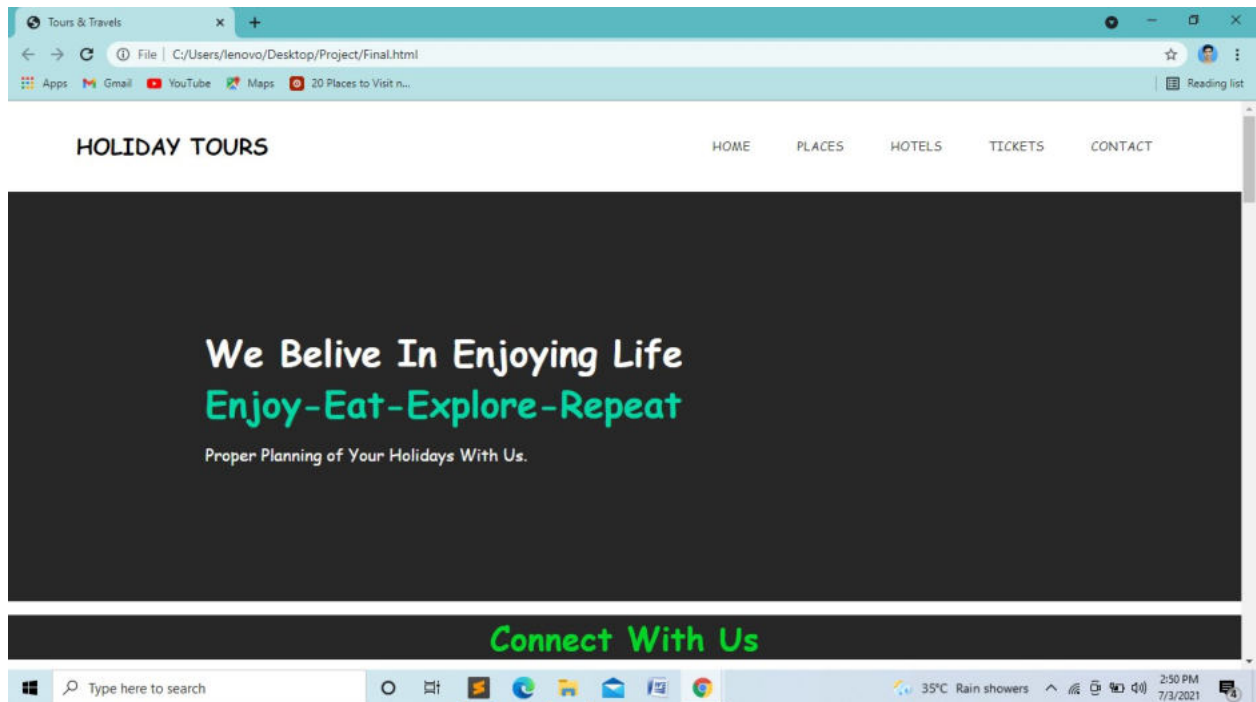
```
{
```

```
color: #01d727;
```

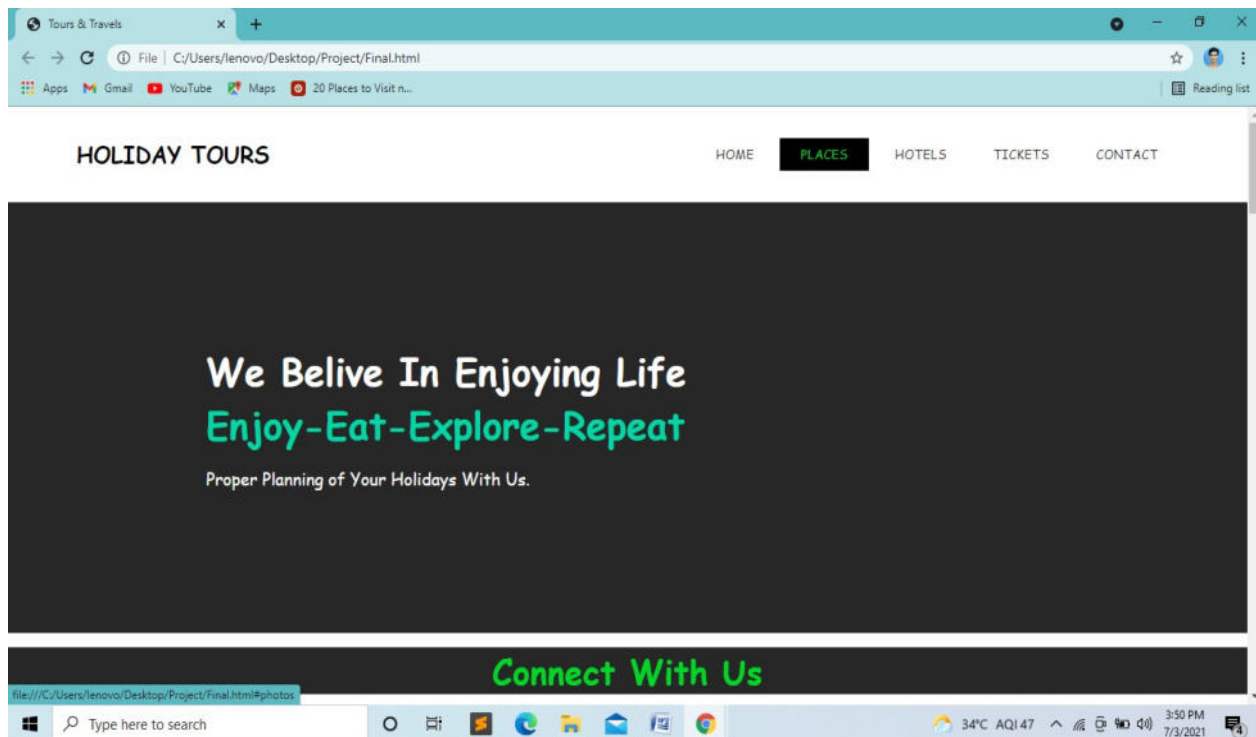
```
}
```

SYSTEM DESIGN

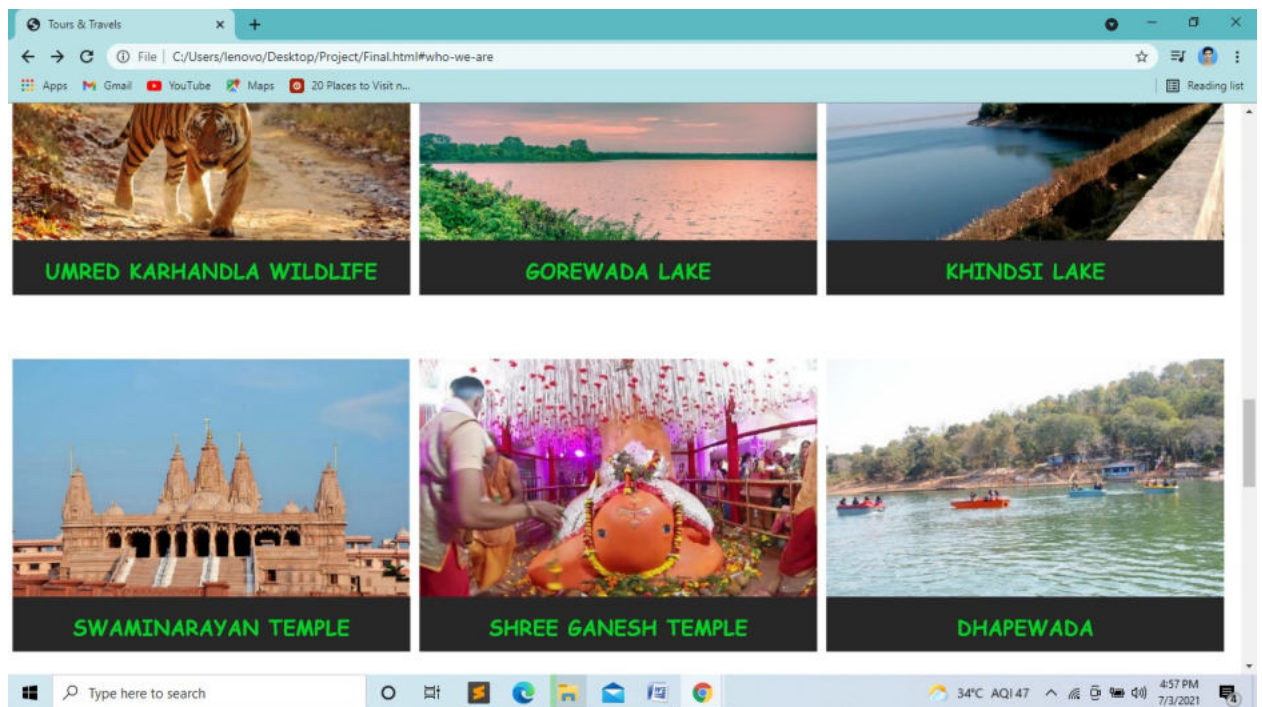
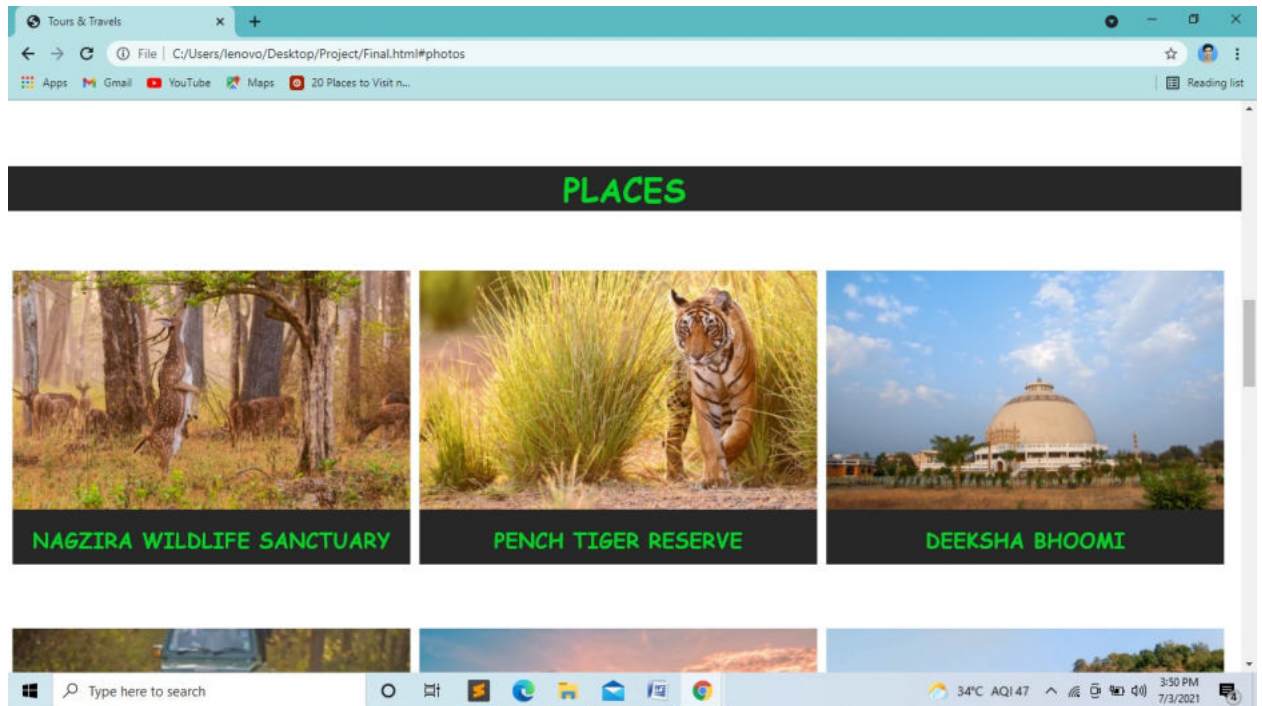
Home Page



Places Page

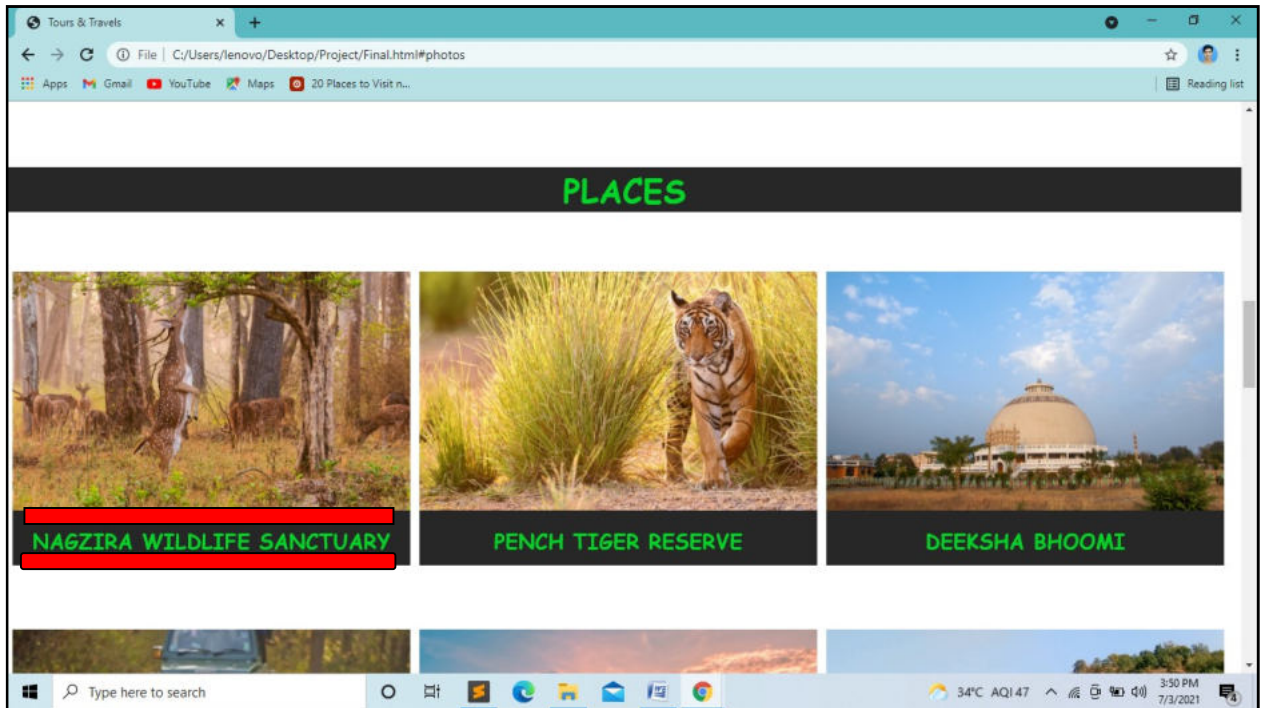


Click on Places and this page open

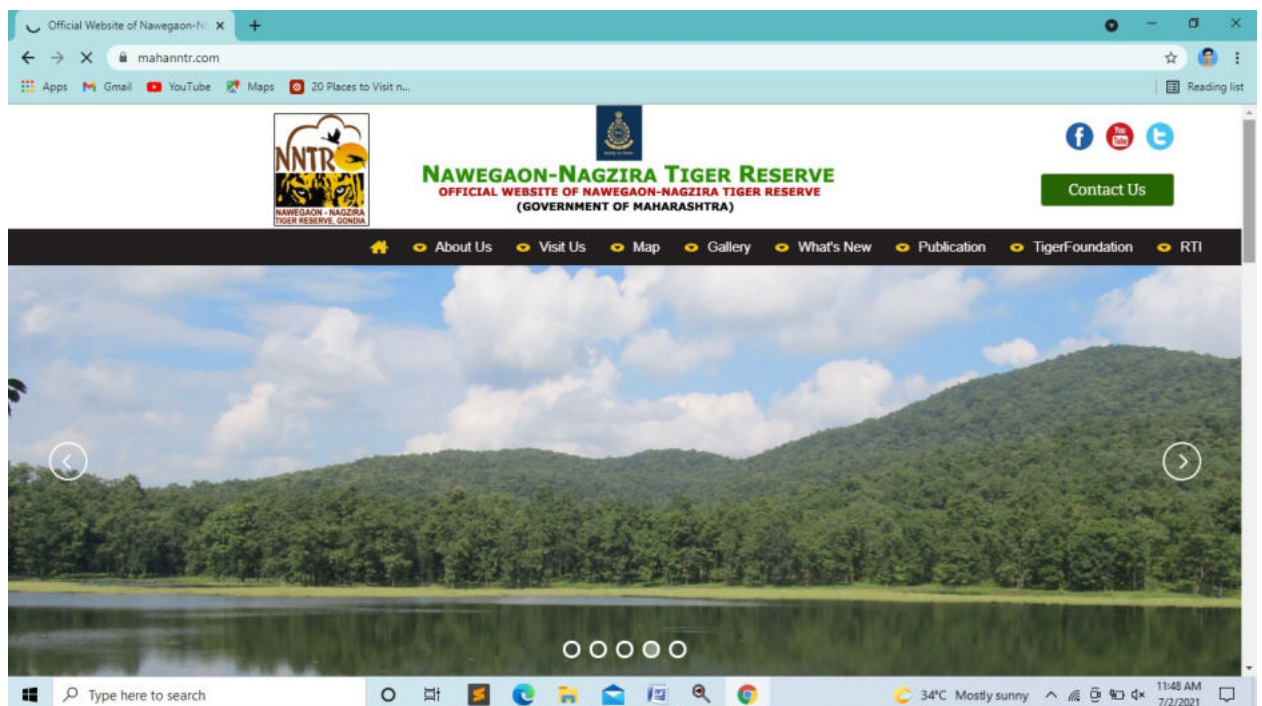


Click on Place Name and it one official page of the place and give you all information

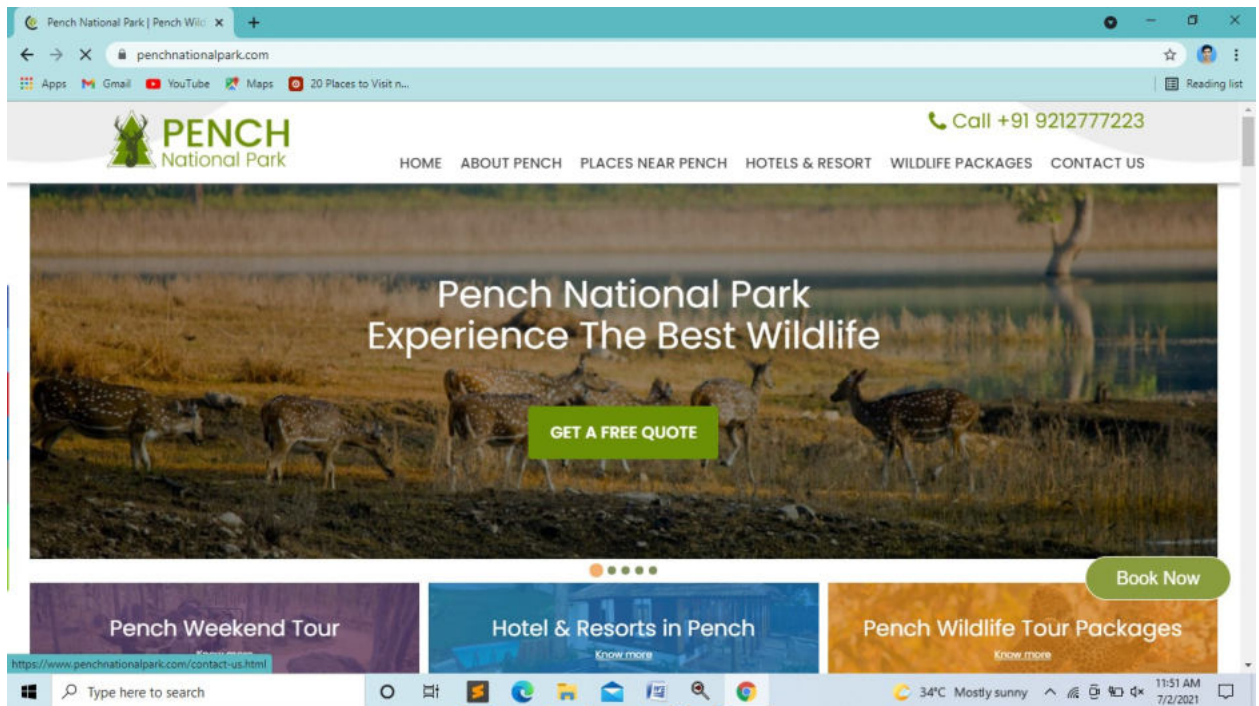
Click on Nagzira Wildlife Sanctuary



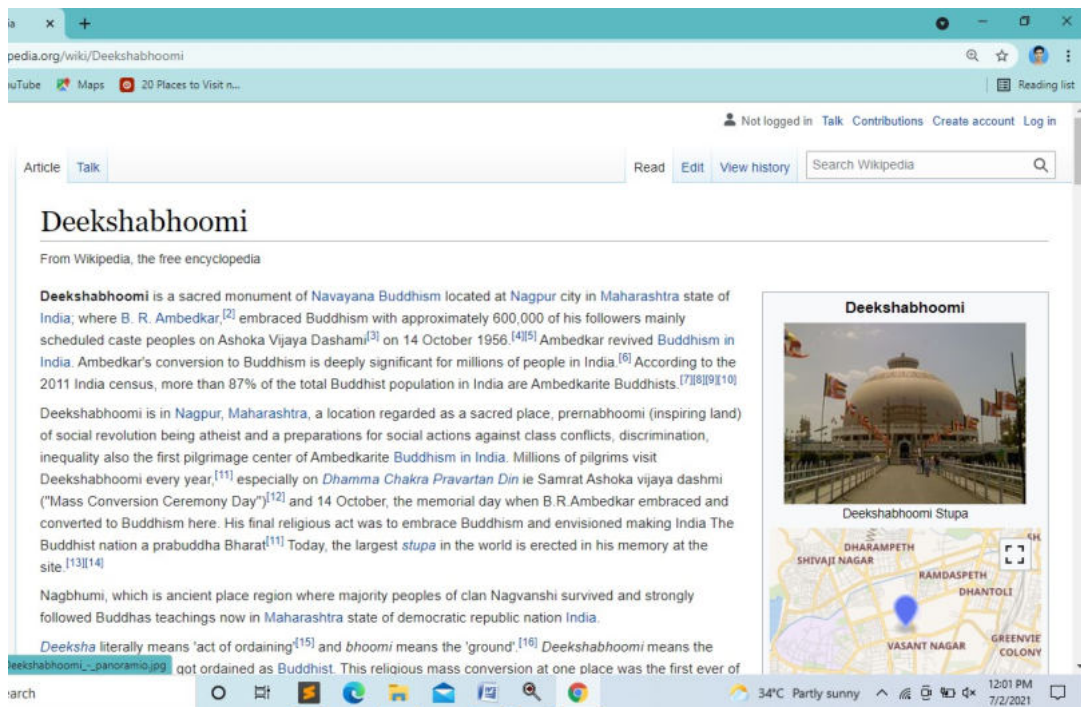
Nagzira Wildlife Sanctuary Information



Pench National Park



Deekshabhoomi



Umred Karhandla Wildlife

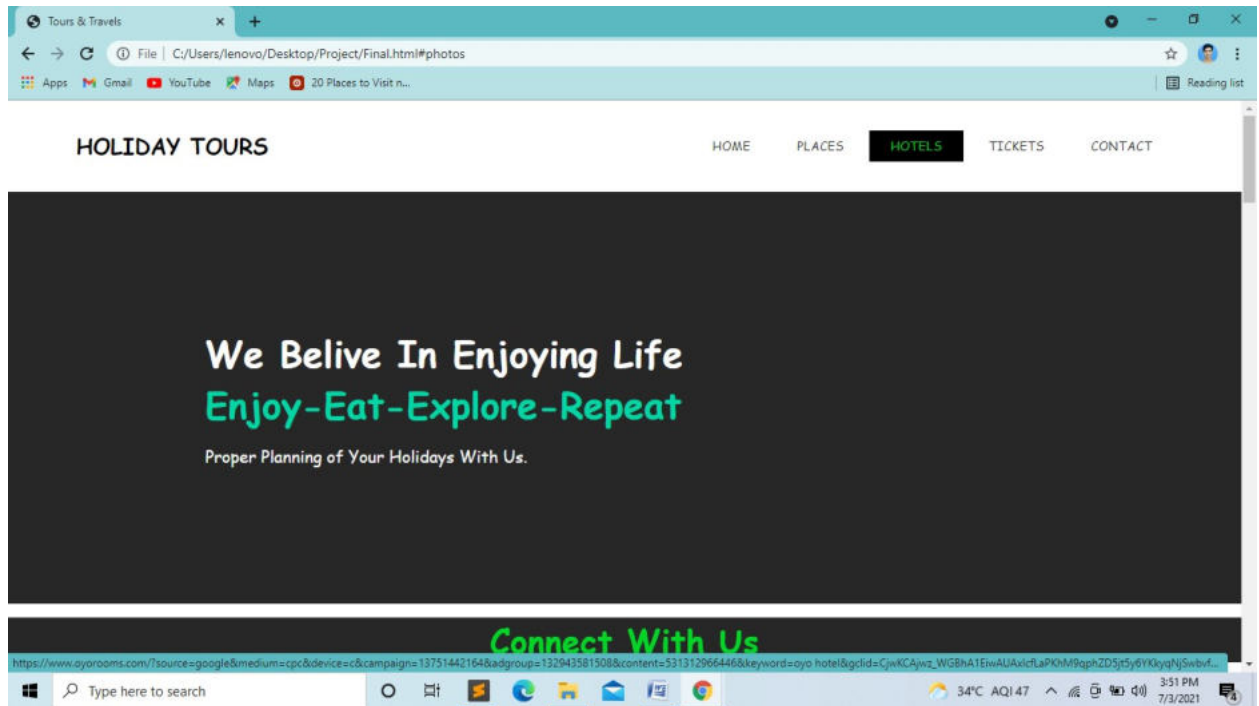
The screenshot shows a web browser window displaying the Wikipedia page for the Umred Pauni Karhandla Wildlife Sanctuary. The page title is "Umred Pauni Karhandla Wildlife Sanctuary". Below the title, it states "From Wikipedia, the free encyclopedia" and provides coordinates: 20°50'08"N 79°30'40"E. The main text describes the sanctuary as being about 50 km from Nagpur and 60 km from Bhandara, spread over Pauni Tahsil of Bhandara district and Umred, Kuhi and Bhivapur Taluka of Nagpur district. It mentions a connection with Tadoba Andhari Tiger Reserve and lists various animals like tigers, Gaur, wild dogs, flying squirrels, pangolins, and honey badgers. A map of India is shown with a red dot indicating the location in Nagpur district and Bhandara. The page also includes a table of contents with sections for Wildlife, Fauna, Tourism and conservation, and References. The browser's taskbar at the bottom shows the system tray with a temperature of 36°C, rain showers, and the date 7/2/2021.

Swaminarayan Temple

The screenshot shows the website for BAPS Shri Swaminarayan Mandir, Nagpur, India. The page title is "BAPS Shri Swaminarayan Mandir, Nagpur, India". Below the title, it says "MANDIR INFORMATION" and features a quote: "A Mandir is a place of paramount peace...to realize God" by H.H. Pramukh Swami Maharaj. There are three tabs: History, Murtis, and Key Terms. The History tab is selected, showing text about the temple's construction and inauguration. A photo of the temple is shown under the "Mandir Address" section. The address is: BAPS Shri Swaminarayan Mandir, Swaminarayan Marg, Middle Ring road, Wathoda, Nagpur, Maharashtra 440 030 India. Contact numbers are +91 9561112403 and +91 9561112489. The browser's taskbar at the bottom shows the system tray with a temperature of 34°C, mostly sunny, and the date 7/2/2021.

many more places and information

Hotels Page



Click on Hotels and this page open

OYO: India's Best Online Hotel B...

oyorooms.com/?source=google&medium=cpc&device=c&campaign=13751442164&adgroup=132943581508&content=531312966446&keyword=oyo%20hotel&g...

Become a Member
Additional 10% off on stays

English

Login / Signup

Bangalore Chennai Delhi Gurgaon Hyderabad Kolkata Mumbai Noida Pune All Cities

World's Fastest Growing Hotel Chain

Search by city, hotel, or neighborho Sat, 3 Jul - Sun, 4 Jul 1 Room, 2 Guests

PRACTICE DISTANCING TOGETHER. 40% OFF + 30% Cashback in OYO Money wallet

Get access to exclusive deals
Only the best deals reach your inbox

Your email
e.g., john@email.com

Type here to search 34°C AQI 47 3:51 PM 7/3/2021

Tickets Page

Tours & Travels

File | C:/Users/lenovo/Desktop/Project/Final.html#photos

HOLIDAY TOURS HOME PLACES HOTELS **TICKETS** CONTACT

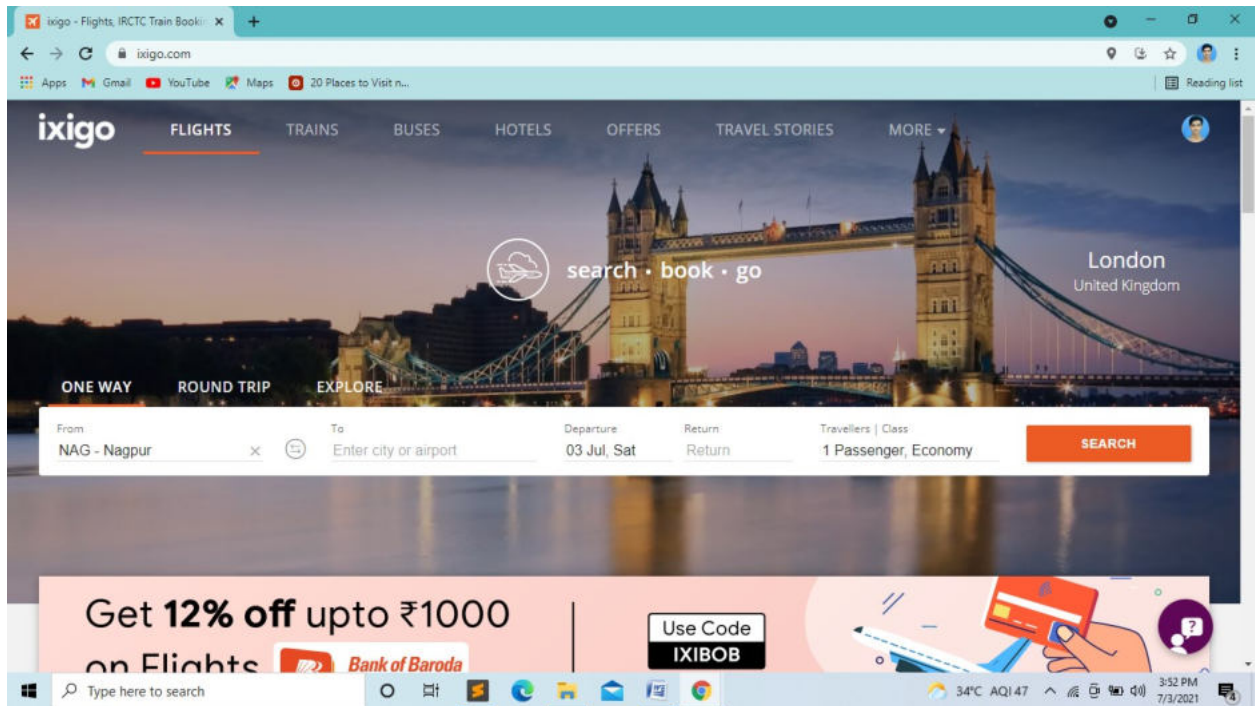
We Believe In Enjoying Life
Enjoy-Eat-Explore-Repeat
Proper Planning of Your Holidays With Us.

Connect With Us

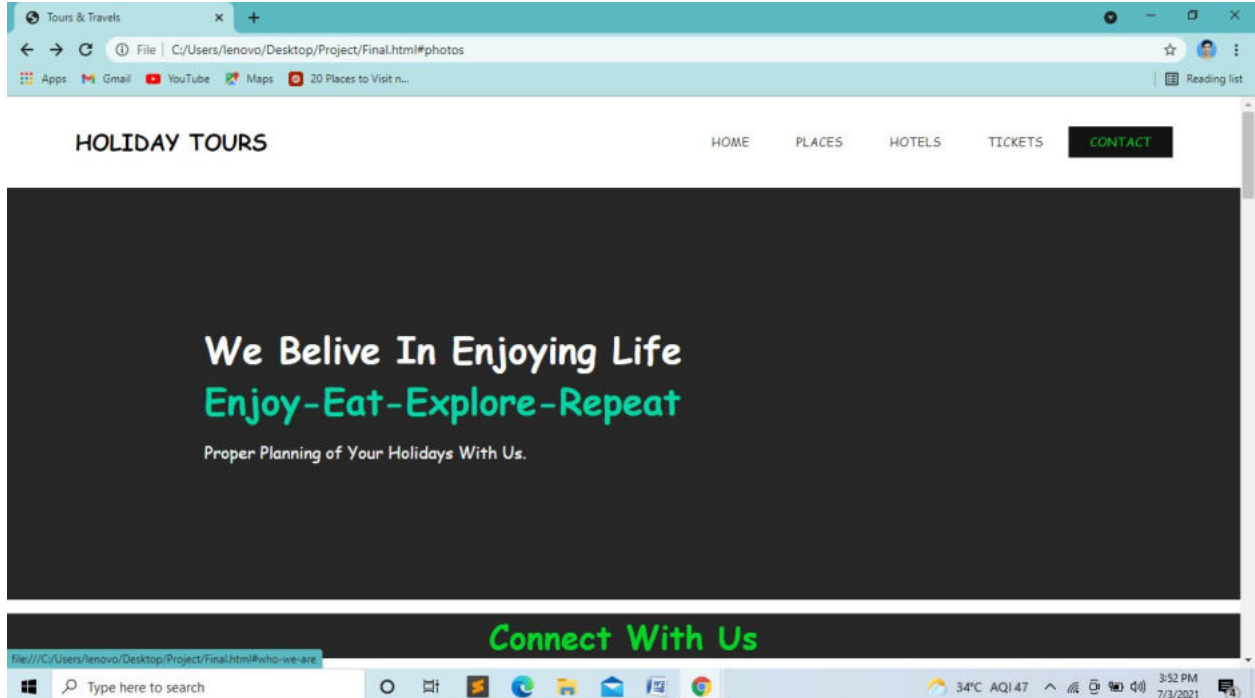
https://www.vigo.com

Type here to search 34°C AQI 47 3:51 PM 7/3/2021

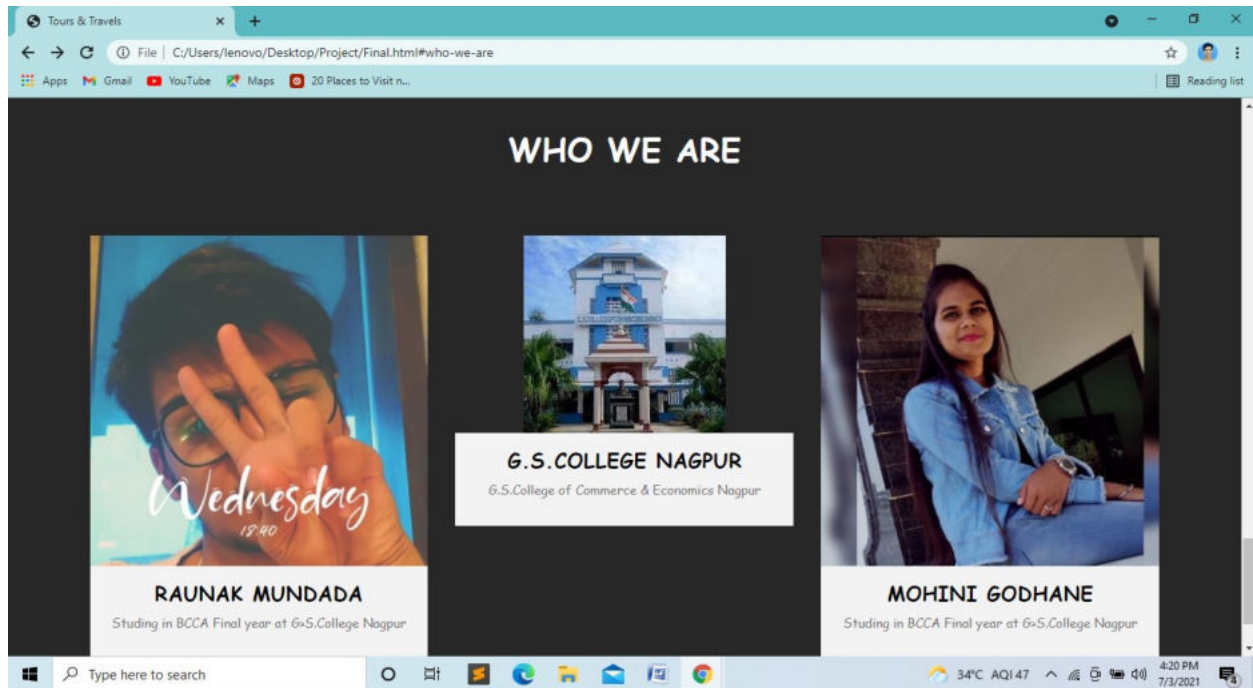
Click on Tickets and this page open



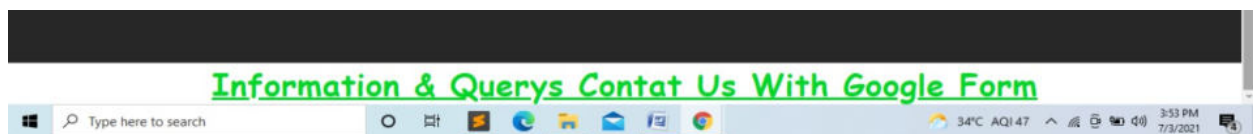
Contant Page



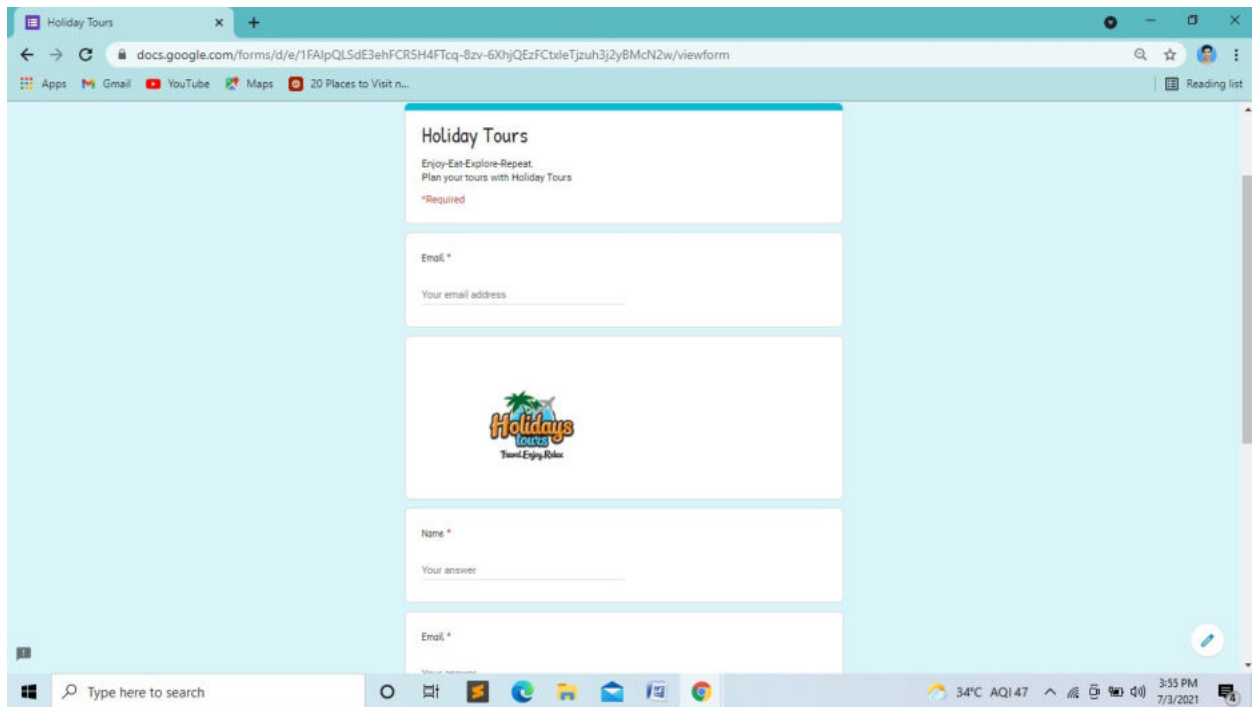
Click on Contact and this page open



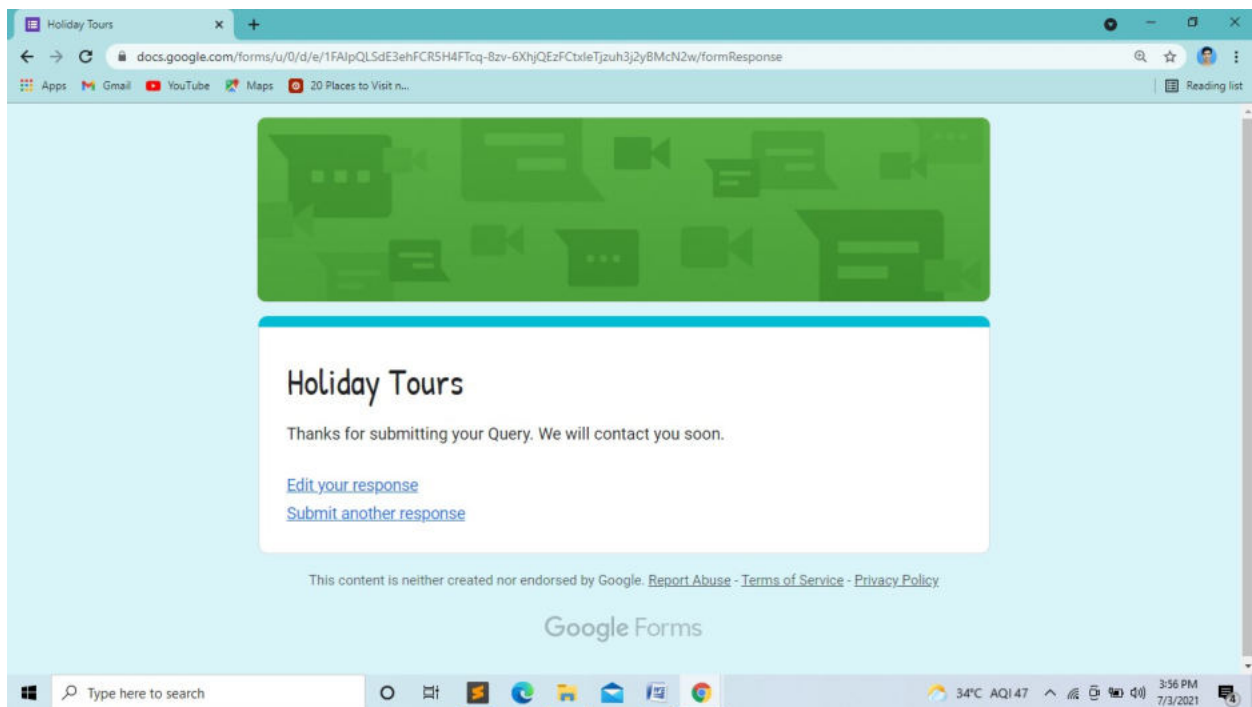
Google Form Link



Click on Google Form link and this Page open



Fill the Form Ask Query than submit it



IMPLEMENTATION, EVALUATION AND
MAINTAINANCE

IMPLEMENTATION

The system implementation involves the conversion of design into the actual system. The system implementation stands for the conversion is of three types:

1. System conversion of manual system into computerized system in the way to understand by the user of the project made by us is being access veryeasily.
2. Conversion of existing computerized system into modified version of hardware this is the stage where hardware and software both are checked by me better performance of running project made byme.
3. Keeping the hardware and implementing the new techniques is the where we checked other hardware i.e. RAM HARDISC for better performance of the running project is going to implementation of manual system into computerized system, which is very easy to handle and very valuable in today's world In this project all types of implementation used for conversion of manual system into computerized system. This project is going to implement the manual system into computerized system, which is very easy to handle and save time and is very valuable in today's world. Therefore, each user can access or search this website very easily by using this computerized system which is converted from manual system. Manual system is the system of reading other books; journals and converting this manual system into the coding of an html using such language make the website easy to handle for the user ina computerized system.

EVALUATION

After the implementation stage, another important stage is project development is evaluation. After keeping the project in the working condition for some time, all the errors that are show in the computer program should be removed. The programmer needs to correct them so that the same errors should not be repeated. After evaluating the program and satisfying the needs of the user the program is maintained fully to give the same functionally for what is was intended to be this stage should be implemented so as to regular check-up of errors witherror/handling techniques. This stage is updating and correcting of the program with account or changing conditions or field experience. The evaluation of Holiday Tour includes the study of the existing system their drawbacks and the various option to improve the system. The concentration should be on the satisfying the primary requirement of the user, the system is evaluated on the basisof:

1. Systemavailability
2. Compatibility
3. Correcting errors

4. Resolving necessary changes.

5. Specification changes.

6. Enhances or modifying the system maintenance.

MAINTENANCE

The maintenance covers the wide range of activities including correcting coding and Design errors, updating user support. The project needs maintenance in future if any enhancements are made, maintenance of the hardware and software is also required for maintenance such software. We use this website run this website coding is tested in various hardware website MICROSOFT INTERNET EXPLORER, CHROMEetc.

Maintenance is those where the software and hardware both are being checked for better performance of the project. Maintenance is performed for two reasons. The first of these is to correct software error. No matter how thoroughly the system is tested, bugs, or errors deep into the computer program. The total cost of maintenance is likely to exceed system of development. At certain point it becomes more feasible to perform a new information system. After the System is installed, maintenance is done.

FUTURE SCOPE

The scope of the Project of tourism website includes.

- **Very Useful for Peoples:** The online information is provided by our websites this provides. This website can get very useful for those people who are finding the website of tourism and best places to visit in Vidarbha so it can be very useful for people.
- **Saves Time:** Our Website saves waste a lot of time with giving direct information to the people it saves the time and also gets quick response on it.
- **Get quick Response:** Time is getting very fast in advance so our site want to be fast as by the website the barrier to entry is too low and anybody can get information of tourist places directly by getting quick response.
- **Provide much information:** This type of website can provide much information to the people and aware about the tourist places in Vidarbha to uses them and knowing them this can also learn to create the information storage on it.
- **Get the knowledge to the normal people:** This websites will be very helpful to normal people to identify the tourist places in Vidarbha and also can be getting the knowledge to check the tourist places in Vidarbha to identify it.
- **Get Quick Access:** In this website the people will direct access to the devices

by their technology so it will be easy to get information directly without any burden required it will get easy access to the information and get easily information by quick accessing at anyplace.

- **Easily Identified:** This type of website provides the information easily at any place so people don't have knowledge of tourist places in Vidarbha can easily be identified by easily accessing this site of the website and can get identification of best places to visit, transportation available to reach the destination and hotels available to stay.
- **Get Easily By through Website:** Easily get information through the website this information can easily be accessed by providing or accessing the site.
- **Economic status:** This type of website also increases the economic status this status value increases because tourism is the term value measure of the currency and maintains the economic stability and knowledge of tourist places increases the sales and income of a country.

CONCLUSION

This project is a website which gives a proper knowledge about tourist places in vidarbha where we can visit and plan for get way weekend. In this word everyonewants to spend some free time or weekends with their family and friends, which helps to create bonding between people, it also helps to improve mental health individual. Visiting new places exploring new things also improves knowledge. Tours and trips are the best way of knowing each other and spending lovely time with family or friends. Every person want the getaway weekends short trip near city and places to explore in city. This website gives proper information and guidance about places.

This website contains different webpage link like Hotel Website, Bus Booking Website, Google Map and much more. This website is developed under HTML, CSS.

Holiday Tours is the legal website from where the people can get information of places where they want to travel. Website also has Query form that connects to the Google form so any one havequery theywill contact us directly.

BIBLIOGRAPHY

Books:

HTML Black Book

HTML5 and CSS

Website:

<https://www.w3schools.com>

<https://www.google.com>

<https://www.youtube.com>

